

DEVELOPMENT APPLICATION

ONE

NATIONAL PARK STREET, NEWCASTLE

S4.55 DRAWING LIST

| DWG NO. | TITLE | REV |
|--|---|-----|
| A0-000 PRELIMINARIES | | |
| A0-001 | COVER SHEET | P |
| A1-000 SITE PLAN | | |
| A1-001 | LOCATION PLAN | L |
| A1-002 | SITE PLAN - PROPOSED PLAN | M |
| A1-003 | SITE PLAN-SITE ANALYSIS | L |
| A1-006 | DEMOLITION PLAN | K |
| A1-007 | BUILDING SEPARATION & SETBACK PLAN | L |
| A1-008 | BUILDING SEPARATION & SETBACK PLAN | L |
| A1-009 | BUILDING SEPARATION & SETBACK PLAN | L |
| A2-000 FLOOR PLANS - GA | | |
| A2-001 | FLOOR PLAN - GROUND | R |
| A2-002 | FLOOR PLAN - GROUND MEZZANINE | R |
| A2-003 | FLOOR PLAN - LEVEL 01 | R |
| A2-004 | FLOOR PLAN - LEVEL 02 | R |
| A2-005 | FLOOR PLAN - LEVEL 03 | R |
| A2-006 | FLOOR PLAN - LEVEL 04 | Q |
| A2-007 | FLOOR PLAN - LEVEL 05 | Q |
| A2-008 | FLOOR PLAN - LEVEL 06 | Q |
| A2-009 | FLOOR PLAN - LEVEL 07 | P |
| A2-010 | FLOOR PLAN - LEVEL 08 | Q |
| A2-011 | FLOOR PLAN - LEVEL 09 | Q |
| A2-012 | FLOOR PLAN - LEVEL 10 | P |
| A2-013 | FLOOR PLAN - LEVEL 11 | P |
| A2-014 | FLOOR PLAN - LEVEL 12 | P |
| A2-015 | FLOOR PLAN - LEVEL 13 | P |
| A2-016 | FLOOR PLAN - LEVEL 14 | P |
| A2-017 | FLOOR PLAN - LEVEL 15 | P |
| A2-018 | FLOOR PLAN - LEVEL 16 | P |
| A2-019 | FLOOR PLAN - LEVEL 17 | P |
| A2-020 | FLOOR PLAN - LEVEL 18 | Q |
| A2-021 | FLOOR PLAN - LEVEL 19 | Q |
| A2-022 | FLOOR PLAN - LEVEL 20 | Q |
| A2-023 | FLOOR PLAN - LEVEL 21 | Q |
| A2-024 | FLOOR PLAN - LEVEL ROOF | Q |
| A2-025 | FLOOR PLAN - ROOF_LIFT OVERRUN | P |
| A2-026 | FLOOR PLAN - ROOF_LIFT OVERRUN | D |
| A3-000 ELEVATIONS & EXTERNAL FINISHES | | |
| A3-001 | SOUTH ELEVATION | Q |
| A3-002 | WEST ELEVATION | Q |
| A3-003 | EAST ELEVATION | Q |
| A3-004 | NORTH ELEVATION | Q |
| A3-005 | SOUTH ELEVATION - NORTH TOWER | Q |
| A3-006 | NORTH ELEVATION - SOUTH TOWER | Q |
| A3-010 | MATERIALITY - CONTEXT ELEVATIONS | H |
| A3-011 | MATERIALITY - CONTEXT ELEVATIONS | H |
| A3-012 | MATERIALITY - TOWER BLADES AND BREAKS | K |
| A3-013 | MATERIALITY - ELEVATIONS | K |
| A3-014 | MATERIALITY - ELEVATIONS | K |
| A3-015 | MATERIALITY - ELEVATIONS | F |
| A3-016 | MATERIALITY - ELEVATIONS | G |
| A3-017 | MATERIALITY - ELEVATIONS FORMLINER | K |
| A3-018 | MATERIALITY - ELEVATIONS FORMLINER | K |
| A3-019 | MATERIALITY - PLAZA SECTION / ELEVATION | K |
| A3-020 | MATERIALITY - PODIUM KING ST | K |
| A3-021 | MATERIALITY - PODIUM NATIONAL PARK ST | K |
| A3-022 | MATERIALITY - PODIUM NATIONAL PARK ST | K |
| A3-023 | MATERIALITY - TOWER NORTHERN BALCONIES | K |
| A3-024 | MATERIALITY - TOWER EAST WEST SLOTS | K |
| A3-025 | MATERIALITY - TOWER WINTER GARDENS | K |
| A3-026 | MATERIALITY - ELEVATIONS DA VS S4 55 | H |
| A3-027 | MATERIALITY - ELEVATIONS DA VS S4 55 | H |
| A3-028 | MATERIALITY - ELEVATIONS DA VS S4 55 | H |
| A4-000 SECTIONS | | |
| A4-001 | SECTION-AA | P |
| A4-002 | SECTION-BB | P |
| A4-003 | SECTION-CC | P |
| A4-004 | SECTION-DD | F |
| A9-000 VIEWS & PHOTOMONTAGES | | |
| A9-001 | VIEWS - SHEET 01 | L |
| A9-002 | VIEWS - SHEET 02 | L |
| A9-003 | PHOTOMONTAGE - SHEET 01 | K |
| A9-004 | PHOTOMONTAGE - SHEET 02 | K |
| A9-005 | PHOTOMONTAGE - SHEET 03 | K |
| A9-006 | GROUND FLOOR RENDERS | A |
| A9-007 | GROUND FLOOR RENDERS | A |
| A20-000 COMMON OPEN SPACE | | |
| A20-001 | COMMON OPEN SPACE | N |
| A21-000 SUN ANALYSIS | | |
| A21-010 | SUN ANALYSIS - VIEWS FROM SUN - WINTER | K |
| A21-011 | SUN ANALYSIS - VIEWS FROM SUN - WINTER II | K |
| A21-012 | SUN ANALYSIS - VIEWS FROM SUN - SUMMER | K |
| A21-013 | SUN ANALYSIS - VIEWS FROM SUN - SUMMER II | K |
| A21-020 | SUN ANALYSIS - SOLAR ACCESS | K |
| A21-021 | SUN ANALYSIS - SOLAR ACCESS | K |

S4.55 DRAWING LIST

| DWG NO. | TITLE | REV |
|-------------------------------------|--------------------------------------|-----|
| A21-022 | SUN ANALYSIS - SOLAR ACCESS | K |
| A21-030 | SUN ANALYSIS - SHADOW STUDY - 09 AM | K |
| A21-031 | SUN ANALYSIS - SHADOW STUDY - 10 AM | K |
| A21-032 | SUN ANALYSIS - SHADOW STUDY - 11 AM | K |
| A21-033 | SUN ANALYSIS - SHADOW STUDY - 12 PM | K |
| A21-034 | SUN ANALYSIS - SHADOW STUDY - 01 PM | K |
| A21-035 | SUN ANALYSIS - SHADOW STUDY - 02 PM | K |
| A21-036 | SUN ANALYSIS - SHADOW STUDY - 03 PM | K |
| A21-037 | SUN ANALYSIS - COMPARISON - 09 AM | K |
| A21-038 | SUN ANALYSIS - COMPARISON - 10 AM | K |
| A21-039 | SUN ANALYSIS - COMPARISON - 11 AM | K |
| A21-040 | SUN ANALYSIS - COMPARISON - 12 PM | K |
| A21-041 | SUN ANALYSIS - COMPARISON - 01 PM | K |
| A21-042 | SUN ANALYSIS - COMPARISON - 02 PM | K |
| A21-043 | SUN ANALYSIS - COMPARISON - 03 PM | K |
| A26-000 MINIMUM ROOM SIZE | | |
| A26-001 | MINIMUM ROOM SIZE - LEVEL 01 | F |
| A26-002 | MINIMUM ROOM SIZE - LEVEL 02 | F |
| A26-003 | MINIMUM ROOM SIZE - LEVEL 03 | F |
| A26-004 | MINIMUM ROOM SIZE - LEVEL 04 | F |
| A26-005 | MINIMUM ROOM SIZE - LEVEL 05 | F |
| A26-006 | MINIMUM ROOM SIZE - LEVEL 06-08 | F |
| A26-007 | MINIMUM ROOM SIZE - LEVEL 09 | F |
| A26-008 | MINIMUM ROOM SIZE - LEVEL 10-17 | F |
| A26-009 | MINIMUM ROOM SIZE - LEVEL 18 | F |
| A26-010 | MINIMUM ROOM SIZE - LEVEL 19-20 | F |
| A26-011 | MINIMUM ROOM SIZE - LEVEL 21 | F |
| A27-000 STORAGE PLAN | | |
| A27-001 | STORAGE PLAN - LEVEL 01 TO LEVEL 02 | F |
| A27-002 | STORAGE PLAN - LEVEL 03 TO LEVEL 06 | F |
| A27-003 | STORAGE PLAN - LEVEL 07 TO LEVEL 10 | F |
| A27-004 | STORAGE PLAN - LEVEL 11 TO LEVEL 14 | F |
| A27-005 | STORAGE PLAN - LEVEL 15 TO LEVEL 18 | F |
| A27-006 | STORAGE PLAN - LEVEL 19 TO LEVEL 21 | F |
| A27-010 | STORAGE SCHEDULE | D |
| A27-501 | BIKE PARKING PLAN - GROUND | E |
| A27-502 | BIKE PARKING PLAN - GROUND MEZZANINE | E |
| A27-503 | BIKE PARKING PLAN - LEVEL 01 | E |
| A27-504 | BIKE PARKING PLAN - LEVEL 02 | E |
| A27-505 | BIKE PARKING PLAN - LEVEL 03 | E |
| A27-506 | BIKE PARKING PLAN - LEVEL 04 | E |
| A29-000 HEIGHT PLANE DIAGRAM | | |
| A29-001 | HEIGHT PLANE DIAGRAM - 60 METER | K |
| A29-002 | HEIGHT PLANE DIAGRAM - 66 METER | K |
| A31-000 FSR CALCULATION | | |
| A31-001 | FSR CALCULATION - SHEET 01 | P |
| A31-002 | FSR CALCULATION - SHEET 02 | P |
| A31-003 | FSR CALCULATION - SHEET 03 | Q |
| AXX-000 WINDOW SCHEDULE | | |
| XX-001 | WINDOW SCHEDULE - 01 | M |
| XX-002 | WINDOW SCHEDULE - 02 | M |
| XX-003 | WINDOW SCHEDULE - 03 | M |
| XX-004 | WINDOW SCHEDULE - 04 | J |
| XX-005 | WINDOW SCHEDULE - 05 | E |
| Grand total: 126 | | |



IMPORTANT NOTES:
Do not scale from drawings. All dimensions to be checked on site before commencement of work. All discrepancies to be brought to the attention of the Architect. Larger scale drawings and written dimensions take preference. This drawing is copyright and the property of the author, and must not be retained, copied or used without the express authority of MARCHESE + PARTNERS INTERNATIONAL PTY. LTD.

S4.55 SUBMISSION

| REVISION | DATE | DESCRIPTION | BY |
|----------|-------------------|------------------------|----|
| B | 19 July 2022 | DA ISSUE | JW |
| C | 02 August 2022 | S4.55 SUBMISSION | JW |
| D | 03 August 2022 | S4.55 SUBMISSION | JW |
| E | 09 August 2022 | S4.55 SUBMISSION | JW |
| F | 10 August 2022 | S4.55 SUBMISSION | JW |
| G | 30 September 2022 | S.455 SUBMISSION | JW |
| H | 07 October 2022 | S.455 SUBMISSION | JW |
| J | 14 October 2022 | S.455 SUBMISSION | JW |
| K | 03 February 2023 | RFI ISSUE - Review Set | JW |
| L | 21 February 2023 | RFI ISSUE - Review Set | JW |
| M | 24 February 2023 | RFI ISSUE - Review Set | JW |
| N | 27 February 2023 | RFI ISSUE | JW |
| P | 18 April 2023 | ADDITIONAL RFI ISSUE | IC |



marchese partners

Marchese Partners International Pty Ltd
Level 14, 46 Edward Street
Brisbane, QLD 4000, Australia
P +61 7 3211 2600 F +61 7 3211 0297
E info@marchesepartners.com
www.marchesepartners.com
Sydney - Brisbane
Melbourne - Adelaide - Perth - London
Kuala Lumpur - Christchurch
ABN 33 590 578 323

CLIENT
GWH NATIONAL PARK PTY LTD

PROJECT
ONE NATIONAL PARK STREET, NEWCASTLE

DRAWING TITLE
COVER SHEET

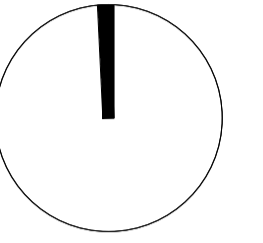
| SCALE | DATE | DRAWN | CHECKED |
|-------|---------------|----------|---------|
| @A1 | 18 April 2023 | AL | JW |
| JOB | DRAWING | REVISION | |
| 18022 | S455-A0-001 | P | |

SPOTLIGHT



IMPORTANT NOTES:
Do not scale from drawings. All dimensions to be checked on site before commencement of work. All discrepancies to be brought to the attention of the Architect. Larger scale drawings and written dimensions take preference. This drawing is copyright and the property of the author, and must not be retained, copied or used without the express authority of MARCHESE + PARTNERS INTERNATIONAL PTY. LTD.

**S4.55
SUBMISSION**



| REVISION | DATE | DESCRIPTION | BY |
|----------|-------------------|-------------------------|----|
| A | 26 April 2019 | DEVELOPMENT APPLICATION | PM |
| B | 19 July 2022 | DA ISSUE | JW |
| C | 02 August 2022 | S4.55 SUBMISSION | JW |
| D | 09 August 2022 | S4.55 SUBMISSION | JW |
| E | 30 September 2022 | S.455 SUBMISSION | JW |
| F | 07 October 2022 | S.455 SUBMISSION | JW |
| G | 14 October 2022 | S.455 SUBMISSION | JW |
| H | 03 February 2023 | RFI ISSUE - Review Set | JW |
| J | 21 February 2023 | RFI ISSUE - Review Set | JW |
| K | 24 February 2023 | RFI ISSUE - Review Set | JW |
| L | 27 February 2023 | RFI ISSUE | JW |
| M | 18 April 2023 | ADDITIONAL RFI ISSUE | IC |



**marchese
partners**

Marchese Partners International Pty Ltd
Level 14, 46 Edward Street
Brisbane, QLD 4000, Australia
P +61 7 3211 2600 F +61 7 3211 0297
E info@marchesepartners.com
www.marchesepartners.com
Sydney · Brisbane
Melbourne · Adelaide · Perth · London
Kuala Lumpur · Christchurch
ABN 33 590 578 323

CLIENT
**GWH NATIONAL PARK
PTY LTD**

PROJECT
**ONE
NATIONAL PARK
STREET, NEWCASTLE**

DRAWING TITLE
**SITE PLAN - PROPOSED
PLAN**


| SCALE | DATE | DRAWN | CHECKED |
|-------------|---------------|----------|---------|
| 1 : 200 @A1 | 18 April 2023 | AL | JW |
| JOB | DRAWING | REVISION | |
| 18022 | S455-A1-002 | M | |

SPOTLIGHT



IMPORTANT NOTES:
Do not scale from drawings. All dimensions to be checked on site before commencement of work. All discrepancies to be brought to the attention of the Architect. Larger scale drawings and written dimensions take preference. This drawing is copyright and the property of the author, and must not be retained, copied or used without the express authority of MARCHESE + PARTNERS INTERNATIONAL PTY. LTD.

**S4.55
SUBMISSION**



| REVISION | DATE | DESCRIPTION | BY |
|----------|-------------------|-------------------------|----|
| A | 26 April 2019 | DEVELOPMENT APPLICATION | PM |
| B | 19 July 2022 | DA ISSUE | JW |
| C | 02 August 2022 | S4.55 SUBMISSION | JW |
| D | 09 August 2022 | S4.55 SUBMISSION | JW |
| E | 30 September 2022 | S.455 SUBMISSION | JW |
| F | 07 October 2022 | S.455 SUBMISSION | JW |
| G | 14 October 2022 | S.455 SUBMISSION | JW |
| H | 03 February 2023 | RFI ISSUE - Review Set | JW |
| J | 21 February 2023 | RFI ISSUE - Review Set | JW |
| K | 24 February 2023 | RFI ISSUE - Review Set | JW |
| L | 27 February 2023 | RFI ISSUE | JW |
| M | 18 April 2023 | ADDITIONAL RFI ISSUE | IC |



**marchese
partners**

Marchese Partners International Pty Ltd
Level 14, 46 Edward Street
Brisbane, QLD 4000, Australia
P +61 7 3211 2600 F +61 7 3211 0297
E info@marchesepartners.com
www.marchesepartners.com
Sydney · Brisbane
Melbourne · Adelaide · Perth · London
Kuala Lumpur · Christchurch
ABN 33 590 578 323

CLIENT
**GWH NATIONAL PARK
PTY LTD**

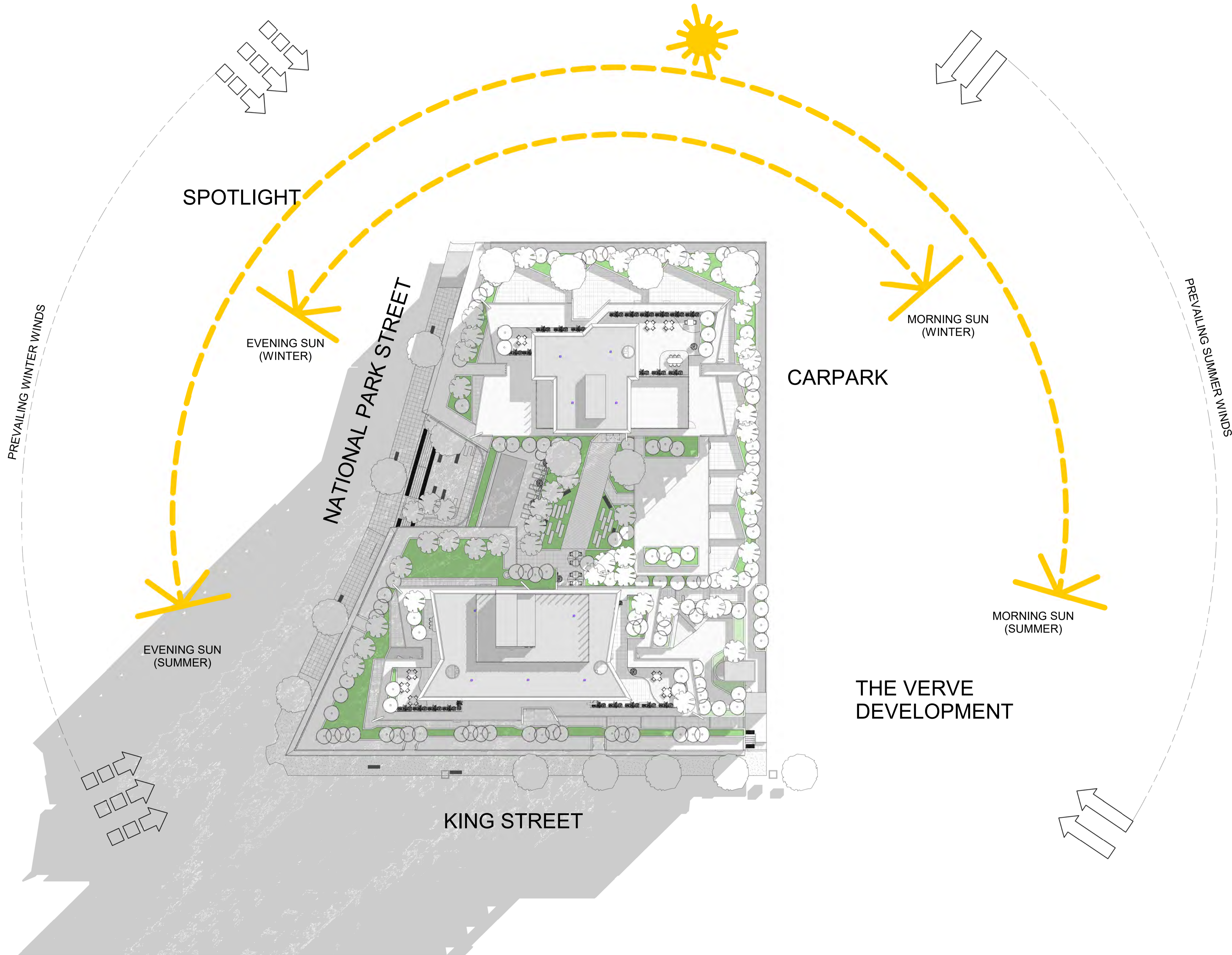
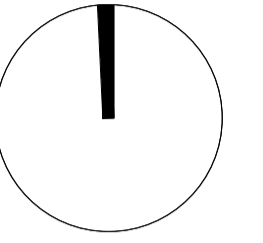
PROJECT
**ONE
NATIONAL PARK
STREET, NEWCASTLE**

DRAWING TITLE
**SITE PLAN - PROPOSED
PLAN**

| SCALE | DATE | DRAWN | CHECKED |
|-------------|---------------|----------|---------|
| 1 : 200 @A1 | 18 April 2023 | AL | JW |
| JOB | DRAWING | REVISION | |
| 18022 | S455-A1-002 | M | |

IMPORTANT NOTES:
Do not scale from drawings. All dimensions to be checked on site before commencement of work. All discrepancies to be brought to the attention of the Architect. Larger scale drawings and written dimensions take preference. This drawing is copyright and the property of the author, and must not be retained, copied or used without the express authority of MARCHESE + PARTNERS INTERNATIONAL PTY. LTD.

**S4.55
SUBMISSION**



| REVISION | DATE | DESCRIPTION | BY |
|----------|-------------------|-------------------------|----|
| A | 26 April 2019 | DEVELOPMENT APPLICATION | PM |
| B | 19 July 2022 | DA ISSUE | JW |
| C | 02 August 2022 | S4.55 SUBMISSION | JW |
| D | 30 September 2022 | S.455 SUBMISSION | JW |
| E | 07 October 2022 | S.455 SUBMISSION | JW |
| F | 14 October 2022 | S.455 SUBMISSION | JW |
| G | 03 February 2023 | RFI ISSUE - Review Set | JW |
| H | 21 February 2023 | RFI ISSUE - Review Set | JW |
| J | 24 February 2023 | RFI ISSUE - Review Set | JW |
| K | 27 February 2023 | RFI ISSUE | JW |
| L | 18 April 2023 | ADDITIONAL RFI ISSUE | IC |



**marchese
partners**

Marchese Partners International Pty Ltd
Level 14, 46 Edward Street
Brisbane, QLD 4000, Australia
P +61 7 3211 2600 F +61 7 3211 0297
E info@marchesepartners.com
www.marchesepartners.com
Sydney · Brisbane
Melbourne · Adelaide · Perth · London
Kuala Lumpur · Christchurch
ABN 33 590 578 323






CLIENT
**GWH NATIONAL PARK
PTY LTD**

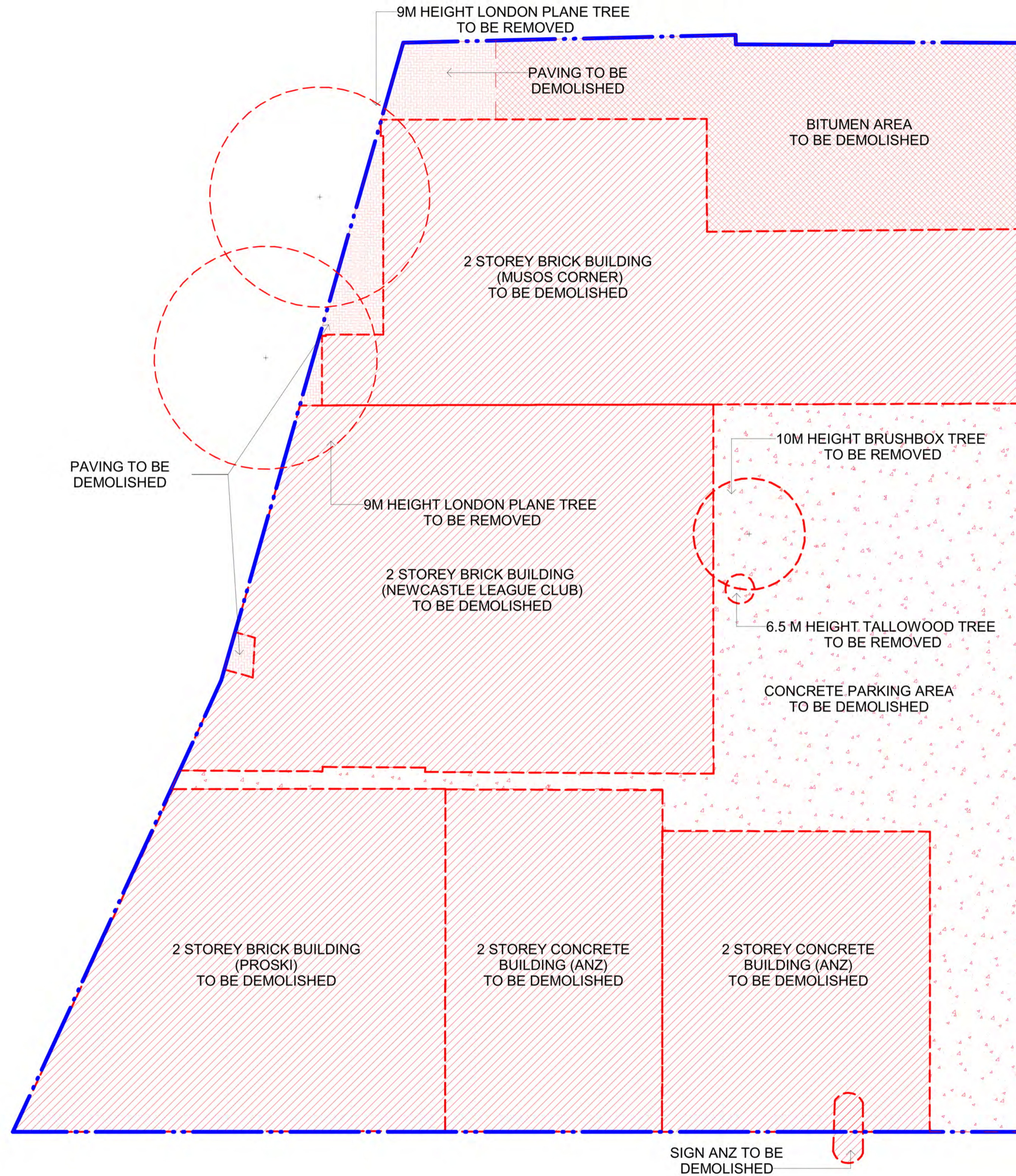
PROJECT
**ONE
NATIONAL PARK
STREET, NEWCASTLE**

DRAWING TITLE
**SITE PLAN-SITE
ANALYSIS**

| SCALE | DATE | DRAWN | CHECKED |
|-------------|---------------|----------|---------|
| 1 : 300 @A1 | 18 April 2023 | AL | JW |
| JOB | DRAWING | REVISION | |
| 18022 | S455-A1-003 | L | |

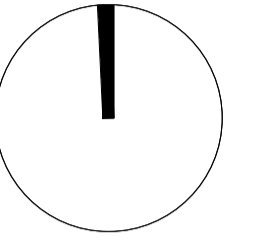
LEGEND

-  DEMOLISHED TREE
-  DEMOLISHED BUILDING
-  DEMOLISHED PAVING
-  DEMOLISHED CONCRETE SLAB
-  DEMOLISHED BITUMEN



IMPORTANT NOTES:
 Do not scale from drawings. All dimensions to be checked on site before commencement of work. All discrepancies to be brought to the attention of the Architect. Larger scale drawings and written dimensions take preference. This drawing is copyright and the property of the author, and must not be retained, copied or used without the express authority of MARCHESE + PARTNERS INTERNATIONAL PTY. LTD.

**S4.55
SUBMISSION**



| REVISION | DATE | DESCRIPTION | BY |
|----------|-------------------|-------------------------|----|
| A | 26 April 2019 | DEVELOPMENT APPLICATION | PM |
| B | 02 August 2022 | S4.55 SUBMISSION | JW |
| C | 30 September 2022 | S4.55 SUBMISSION | JW |
| D | 07 October 2022 | S4.55 SUBMISSION | JW |
| E | 14 October 2022 | S4.55 SUBMISSION | JW |
| F | 03 February 2023 | RFI ISSUE - Review Set | JW |
| G | 21 February 2023 | RFI ISSUE - Review Set | JW |
| H | 24 February 2023 | RFI ISSUE - Review Set | JW |
| J | 27 February 2023 | RFI ISSUE | JW |
| K | 18 April 2023 | ADDITIONAL RFI ISSUE | IC |



**marchese
partners**

Marchese Partners International Pty Ltd
 Level 14, 46 Edward Street
 Brisbane, QLD 4000, Australia
 P +61 7 3211 2600 F +61 7 3211 0297
 E info@marchesepartners.com
 www.marchesepartners.com
 Sydney · Brisbane
 Melbourne · Adelaide · Perth · London
 Kuala Lumpur · Christchurch
 ABN 33 590 578 323

CLIENT
**GWH NATIONAL PARK
PTY LTD**

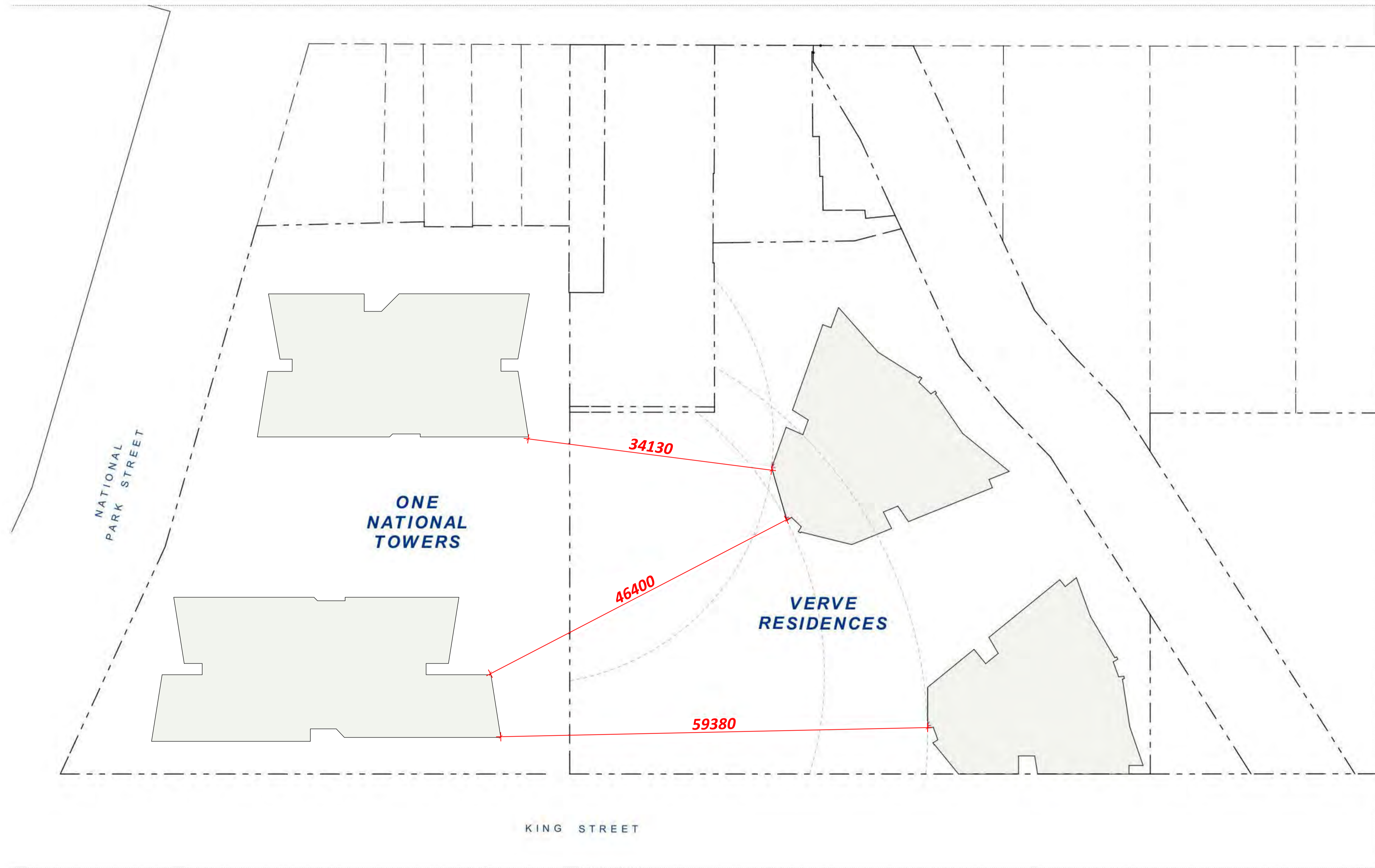
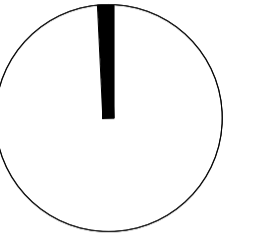
PROJECT
**ONE
NATIONAL PARK
STREET, NEWCASTLE**

DRAWING TITLE
DEMOLITION PLAN

| SCALE | DATE | DRAWN | CHECKED |
|------------------|---------------|----------|---------|
| As indicated @A1 | 18 April 2023 | PM | LK |
| JOB | DRAWING | REVISION | |
| 18022 | S455-A1-006 | K | |

IMPORTANT NOTES:
 Do not scale from drawings. All dimensions to be checked on site before commencement of work. All discrepancies to be brought to the attention of the Architect. Larger scale drawings and written dimensions take preference. This drawing is copyright and the property of the author, and must not be retained, copied or used without the express authority of MARCHESE + PARTNERS INTERNATIONAL PTY. LTD.

**S4.55
 SUBMISSION**



| REVISION | DATE | DESCRIPTION | BY |
|----------|-------------------|------------------------|----|
| A | 02 August 2022 | S4.55 SUBMISSION | JW |
| B | 09 August 2022 | S4.55 SUBMISSION | JW |
| C | 10 August 2022 | S4.55 SUBMISSION | JW |
| D | 30 September 2022 | S.455 SUBMISSION | JW |
| E | 07 October 2022 | S.455 SUBMISSION | JW |
| F | 14 October 2022 | S.455 SUBMISSION | JW |
| G | 03 February 2023 | RFI ISSUE - Review Set | JW |
| H | 21 February 2023 | RFI ISSUE - Review Set | JW |
| J | 24 February 2023 | RFI ISSUE - Review Set | JW |
| K | 27 February 2023 | RFI ISSUE | JW |
| L | 18 April 2023 | ADDITIONAL RFI ISSUE | IC |



**marchese
 partners**

Marchese Partners International Pty Ltd
 Level 14, 46 Edward Street
 Brisbane, QLD 4000, Australia
 P +61 7 3211 2600 F +61 7 3211 0297
 E info@marchesepartners.com
 www.marchesepartners.com
 Sydney · Brisbane
 Melbourne · Adelaide · Perth · London
 Kuala Lumpur · Christchurch
 ABN 33 590 578 323

CLIENT
**GWH NATIONAL PARK
 PTY LTD**

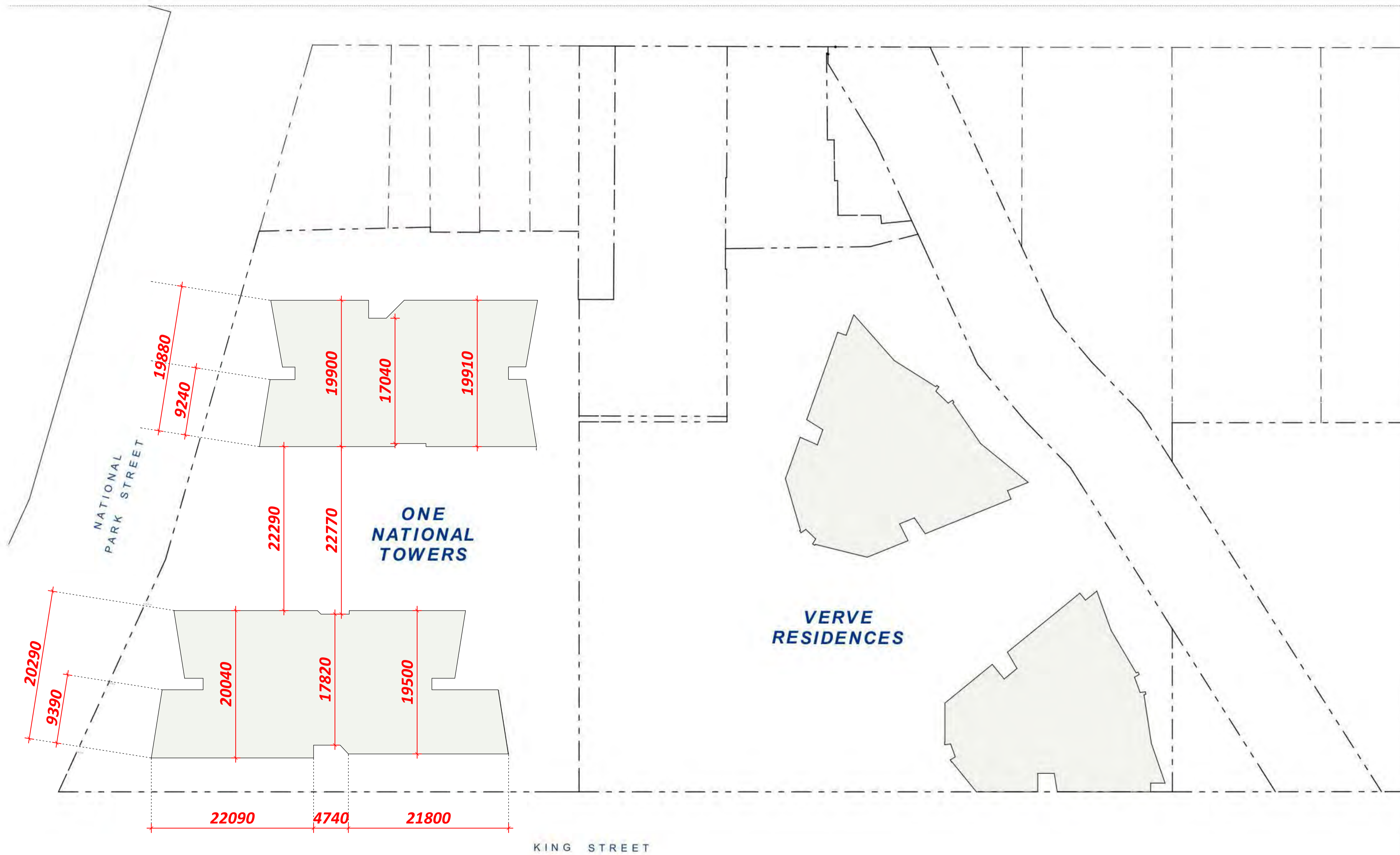
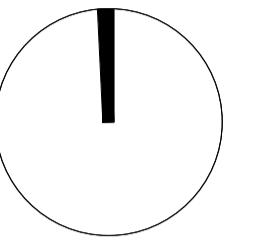
PROJECT
**ONE
 NATIONAL PARK
 STREET, NEWCASTLE**

DRAWING TITLE
**BUILDING SEPARATION
 & SETBACK PLAN**

| SCALE | DATE | DRAWN | CHECKED |
|------------------|---------------|----------|---------|
| As indicated @A1 | 18 April 2023 | AL | JW |
| JOB | DRAWING | REVISION | |
| 18022 | S455-A1-007 | L | |

IMPORTANT NOTES:
 Do not scale from drawings. All dimensions to be checked on site before commencement of work. All discrepancies to be brought to the attention of the Architect. Larger scale drawings and written dimensions take preference. This drawing is copyright and the property of the author, and must not be retained, copied or used without the express authority of MARCHESE + PARTNERS INTERNATIONAL PTY. LTD.

S4.55 SUBMISSION



| REVISION | DATE | DESCRIPTION | BY |
|----------|-------------------|------------------------|----|
| A | 02 August 2022 | S4.55 SUBMISSION | JW |
| B | 09 August 2022 | S4.55 SUBMISSION | JW |
| C | 10 August 2022 | S4.55 SUBMISSION | JW |
| D | 30 September 2022 | S.455 SUBMISSION | JW |
| E | 07 October 2022 | S.455 SUBMISSION | JW |
| F | 14 October 2022 | S.455 SUBMISSION | JW |
| G | 03 February 2023 | RFI ISSUE - Review Set | JW |
| H | 21 February 2023 | RFI ISSUE - Review Set | JW |
| J | 24 February 2023 | RFI ISSUE - Review Set | JW |
| K | 27 February 2023 | RFI ISSUE | JW |
| L | 18 April 2023 | ADDITIONAL RFI ISSUE | IC |



marchese partners

Marchese Partners International Pty Ltd
 Level 14, 46 Edward Street
 Brisbane, QLD 4000, Australia
 P +61 7 3211 2600 F +61 7 3211 0297
 E info@marchesepartners.com
 www.marchesepartners.com
 Sydney · Brisbane
 Melbourne · Adelaide · Perth · London
 Kuala Lumpur · Christchurch
 ABN 33 590 578 323

CLIENT
GWH NATIONAL PARK PTY LTD

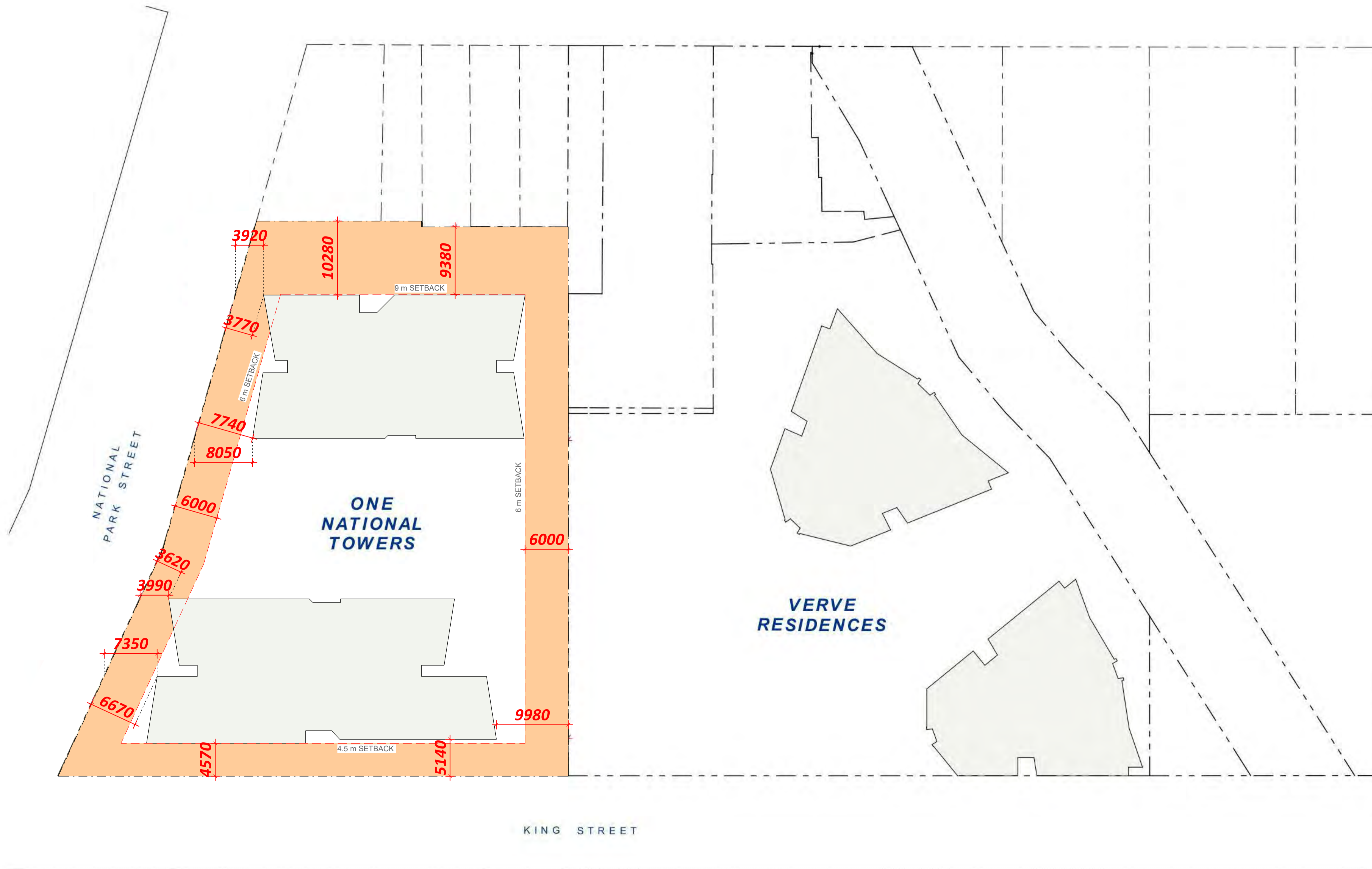
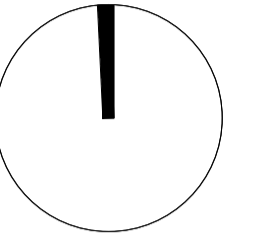
PROJECT
ONE NATIONAL PARK STREET, NEWCASTLE

DRAWING TITLE
BUILDING SEPARATION & SETBACK PLAN

| SCALE | DATE | DRAWN | CHECKED |
|------------------|---------------|----------|---------|
| As indicated @A1 | 18 April 2023 | AL | JW |
| JOB | DRAWING | REVISION | |
| 18022 | S455-A1-008 | L | |

IMPORTANT NOTES:
 Do not scale from drawings. All dimensions to be checked on site before commencement of work. All discrepancies to be brought to the attention of the Architect. Larger scale drawings and written dimensions take preference. This drawing is copyright and the property of the author, and must not be retained, copied or used without the express authority of MARCHESE + PARTNERS INTERNATIONAL PTY. LTD.

**S4.55
 SUBMISSION**



| REVISION | DATE | DESCRIPTION | BY |
|----------|-------------------|------------------------|----|
| A | 02 August 2022 | S4.55 SUBMISSION | JW |
| B | 09 August 2022 | S4.55 SUBMISSION | JW |
| C | 10 August 2022 | S4.55 SUBMISSION | JW |
| D | 30 September 2022 | S.455 SUBMISSION | JW |
| E | 07 October 2022 | S.455 SUBMISSION | JW |
| F | 14 October 2022 | S.455 SUBMISSION | JW |
| G | 03 February 2023 | RFI ISSUE - Review Set | JW |
| H | 21 February 2023 | RFI ISSUE - Review Set | JW |
| J | 24 February 2023 | RFI ISSUE - Review Set | JW |
| K | 27 February 2023 | RFI ISSUE | JW |
| L | 18 April 2023 | ADDITIONAL RFI ISSUE | IC |



**marchese
 partners**

Marchese Partners International Pty Ltd
 Level 14, 46 Edward Street
 Brisbane, QLD 4000, Australia
 P +61 7 3211 2600 F +61 7 3211 0297
 E info@marchesepartners.com
 www.marchesepartners.com
 Sydney · Brisbane
 Melbourne · Adelaide · Perth · London
 Kuala Lumpur · Christchurch
 ABN 33 590 578 323

CLIENT
**GWH NATIONAL PARK
 PTY LTD**

PROJECT
**ONE
 NATIONAL PARK
 STREET, NEWCASTLE**

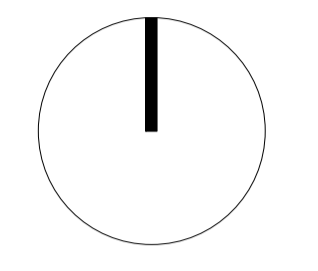
DRAWING TITLE
**BUILDING SEPARATION
 & SETBACK PLAN**

| SCALE | DATE | DRAWN | CHECKED |
|------------------|---------------|----------|---------|
| As indicated @A1 | 18 April 2023 | AL | JW |
| JOB | DRAWING | REVISION | |
| 18022 | S455-A1-009 | L | |



IMPORTANT NOTES:
 Do not scale from drawings. All dimensions to be checked on site before commencement of work. All discrepancies to be brought to the attention of the Architect. Larger scale drawings and written dimensions take preference. This drawing is copyright and the property of the author, and must not be retained, copied or used without the express authority of MARCHESE + PARTNERS INTERNATIONAL PTY. LTD.

S4.55 SUBMISSION



| REVISION | DATE | DESCRIPTION | BY |
|----------|-------------------|------------------------|----|
| C | 19 July 2022 | DA ISSUE | JW |
| D | 02 August 2022 | S4.55 SUBMISSION | JW |
| E | 03 August 2022 | S4.55 SUBMISSION | JW |
| F | 09 August 2022 | S4.55 SUBMISSION | JW |
| G | 10 August 2022 | S4.55 SUBMISSION | JW |
| H | 30 September 2022 | S4.55 SUBMISSION | JW |
| J | 07 October 2022 | S4.55 SUBMISSION | JW |
| K | 14 October 2022 | S4.55 SUBMISSION | JW |
| L | 28 November 2022 | S4.55 SUBMISSION RFI | JW |
| M | 03 February 2023 | RFI ISSUE - Review Set | JW |
| N | 21 February 2023 | RFI ISSUE - Review Set | JW |
| P | 24 February 2023 | RFI ISSUE - Review Set | JW |
| Q | 27 February 2023 | RFI ISSUE | JW |
| R | 18 April 2023 | ADDITIONAL RFI ISSUE | IC |



marchese partners

Marchese Partners International Pty Ltd
 Level 14, 46 Edward Street
 Brisbane, QLD 4000, Australia
 P +61 7 3211 2600 F +61 7 3211 0297
 E info@marchesepartners.com
 www.marchesepartners.com
 Sydney · Brisbane
 Melbourne · Adelaide · Perth · London
 Kuala Lumpur · Christchurch
 ABN 33 590 578 323

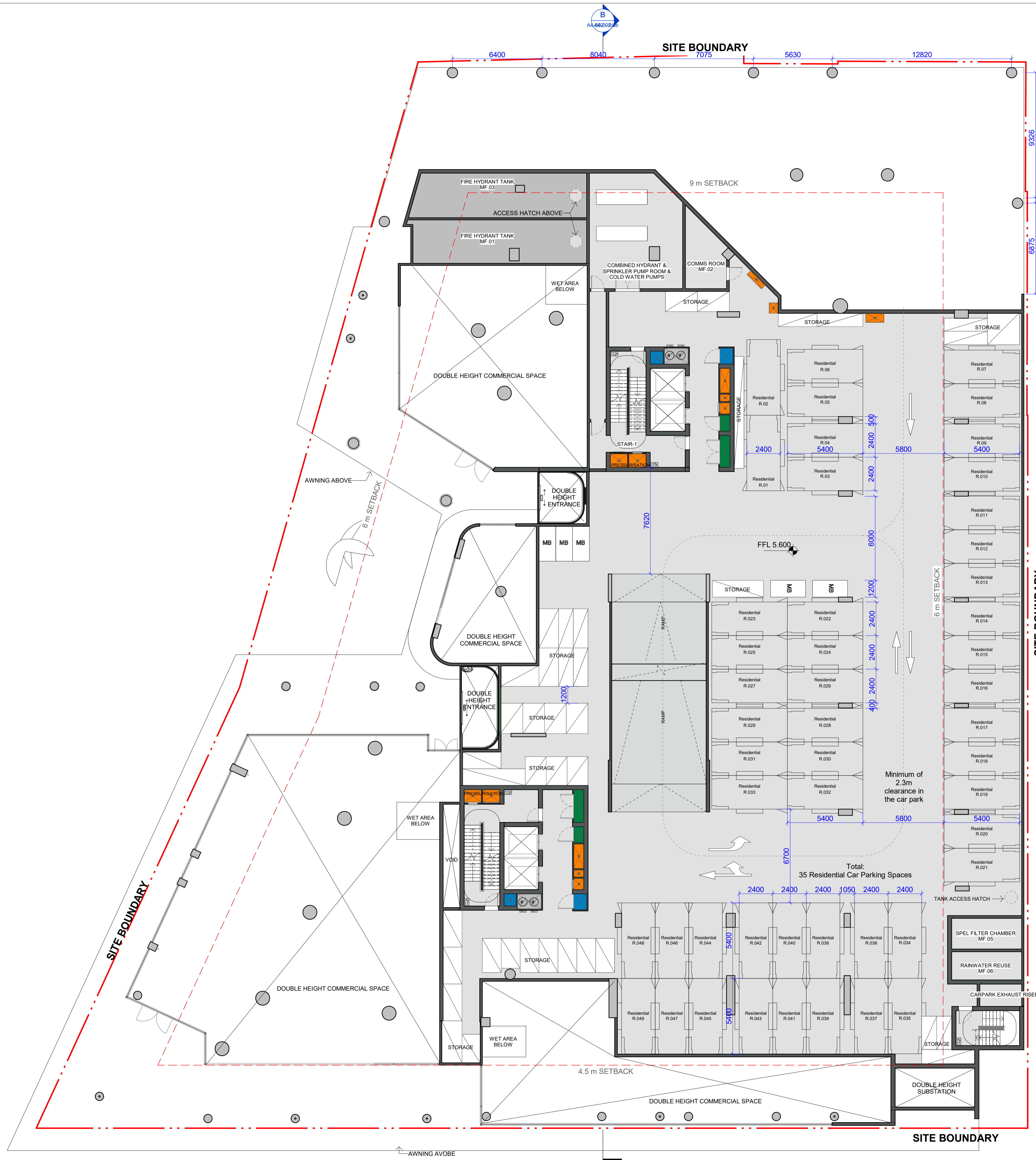
CLIENT
GWH NATIONAL PARK PTY LTD

PROJECT
ONE NATIONAL PARK STREET, NEWCASTLE

DRAWING TITLE
FLOOR PLAN - GROUND

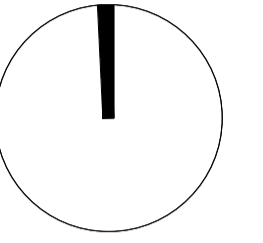
| SCALE | DATE | DRAWN | CHECKED |
|-------------|---------------|----------|---------|
| 1 : 150 @A1 | 18 April 2023 | AL | JW |
| JOB | DRAWING | REVISION | |
| 18022 | S455-A2-001 | R | |

| | |
|--------------------------------|-----|
| Commercial Carpark Bay | 14 |
| Commercial Tandem Carpark Bay | 13 |
| Visitor Carpark Bay | 2 |
| Commercial | 29 |
| Residential Carpark Bay | 213 |
| Residential Tandem Carpark Bay | 44 |
| Residential | 257 |
| Visitor Carpark Bay | 5 |
| Visitor EV Charger Carpark Bay | 13 |
| Visitor | 18 |
| Grand total | 304 |



IMPORTANT NOTES:
Do not scale from drawings. All dimensions to be checked on site before commencement of work. All discrepancies to be brought to the attention of the Architect. Larger scale drawings and written dimensions take preference. This drawing is copyright and the property of the author, and must not be retained, copied or used without the express authority of MARCHESE + PARTNERS INTERNATIONAL PTY. LTD.

S4.55 SUBMISSION



| REVISION | DATE | DESCRIPTION | BY |
|----------|-------------------|------------------------|----|
| C | 19 July 2022 | DA ISSUE | JW |
| D | 02 August 2022 | S4.55 SUBMISSION | JW |
| E | 03 August 2022 | S4.55 SUBMISSION | JW |
| F | 09 August 2022 | S4.55 SUBMISSION | JW |
| G | 10 August 2022 | S4.55 SUBMISSION | JW |
| H | 30 September 2022 | S.455 SUBMISSION | JW |
| J | 07 October 2022 | S.455 SUBMISSION | JW |
| K | 14 October 2022 | S.455 SUBMISSION | JW |
| L | 28 November 2022 | S.455 SUBMISSION RFI | JW |
| M | 03 February 2023 | RFI ISSUE - Review Set | JW |
| N | 21 February 2023 | RFI ISSUE - Review Set | JW |
| P | 24 February 2023 | RFI ISSUE - Review Set | JW |
| Q | 27 February 2023 | RFI ISSUE | JW |
| R | 18 April 2023 | ADDITIONAL RFI ISSUE | IC |



marchese partners

Marchese Partners International Pty Ltd
Level 14, 46 Edward Street
Brisbane, QLD 4000, Australia
P +61 7 3211 2600 F +61 7 3211 0297
E info@marchesepartners.com
www.marchesepartners.com
Sydney · Brisbane
Melbourne · Adelaide · Perth · London
Kuala Lumpur · Christchurch
ABN 33 590 578 323

CLIENT
GWH NATIONAL PARK PTY LTD

PROJECT
ONE NATIONAL PARK STREET, NEWCASTLE

DRAWING TITLE
FLOOR PLAN - GROUND MEZZANINE

PARKING BAY SCHEDULE

| | |
|-------------------------------|----|
| Commercial Carpark Bay | 14 |
| Commercial Tandem Carpark Bay | 13 |
| Visitor Carpark Bay | 2 |
| Commercial | 29 |

| | |
|--------------------------------|-----|
| Residential Carpark Bay | 213 |
| Residential Tandem Carpark Bay | 44 |
| Residential | 257 |

| | |
|--------------------------------|-----|
| Visitor Carpark Bay | 5 |
| Visitor EV Charger Carpark Bay | 13 |
| Visitor | 18 |
| Grand total | 304 |

| SCALE | DATE | DRAWN | CHECKED |
|-------------|---------------|-------|---------|
| 1 : 150 @A1 | 18 April 2023 | AL | JW |

| JOB | DRAWING | REVISION |
|-------|-------------|----------|
| 18022 | S455-A2-002 | R |

B
A442208


SITE BOUNDARY



SITE BOUNDARY

IMPORTANT NOTES:
Do not scale from drawings. All dimensions to be checked on site before commencement of work. All discrepancies to be brought to the attention of the Architect. Larger scale drawings and written dimensions take preference. This drawing is copyright and the property of the author, and must not be retained, copied or used without the express authority of MARCHESE + PARTNERS INTERNATIONAL PTY. LTD.

S4.55
SUBMISSION



| REVISION | DATE | DESCRIPTION | BY |
|----------|-------------------|------------------------|----|
| C | 19 July 2022 | DA ISSUE | JW |
| D | 02 August 2022 | S4.55 SUBMISSION | JW |
| E | 03 August 2022 | S4.55 SUBMISSION | JW |
| F | 09 August 2022 | S4.55 SUBMISSION | JW |
| G | 10 August 2022 | S4.55 SUBMISSION | JW |
| H | 30 September 2022 | S.455 SUBMISSION | JW |
| J | 07 October 2022 | S.455 SUBMISSION | JW |
| K | 14 October 2022 | S.455 SUBMISSION | JW |
| L | 28 November 2022 | S.455 SUBMISSION RFI | JW |
| M | 03 February 2023 | RFI ISSUE - Review Set | JW |
| N | 21 February 2023 | RFI ISSUE - Review Set | JW |
| P | 24 February 2023 | RFI ISSUE - Review Set | JW |
| Q | 27 February 2023 | RFI ISSUE | JW |
| R | 18 April 2023 | ADDITIONAL RFI ISSUE | IC |



marchese
partners

Marchese Partners International Pty Ltd
Level 14, 46 Edward Street
Brisbane, QLD 4000, Australia
P +61 7 3211 2600 F +61 7 3211 0297
E info@marchesepartners.com
www.marchesepartners.com
Sydney · Brisbane
Melbourne · Adelaide · Perth · London
Kuala Lumpur · Christchurch
ABN 33 590 578 323

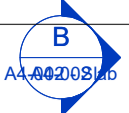
CLIENT
**GWH NATIONAL PARK
PTY LTD**

PROJECT
**ONE
NATIONAL PARK
STREET, NEWCASTLE**

DRAWING TITLE
FLOOR PLAN - LEVEL 01

| | |
|--------------------------------|-----|
| Commercial Carpark Bay | 14 |
| Commercial Tandem Carpark Bay | 13 |
| Visitor Carpark Bay | 2 |
| Commercial | 29 |
| Residential Carpark Bay | 213 |
| Residential Tandem Carpark Bay | 44 |
| Residential | 257 |
| Visitor Carpark Bay | 5 |
| Visitor EV Charger Carpark Bay | 13 |
| Visitor | 18 |
| Grand total | 304 |

| SCALE | DATE | DRAWN | CHECKED |
|-------------|---------------|----------|---------|
| 1 : 150 @A1 | 18 April 2023 | AL | JW |
| JOB | DRAWING | REVISION | |
| 18022 | S455-A2-003 | R | |




SITE BOUNDARY



SITE BOUNDARY

IMPORTANT NOTES:
 Do not scale from drawings. All dimensions to be checked on site before commencement of work. All discrepancies to be brought to the attention of the Architect. Larger scale drawings and written dimensions take preference. This drawing is copyright and the property of the author, and must not be retained, copied or used without the express authority of MARCHESE + PARTNERS INTERNATIONAL PTY. LTD.

S4.55 SUBMISSION



| REVISION | DATE | DESCRIPTION | BY |
|----------|-------------------|------------------------|----|
| C | 19 July 2022 | DA ISSUE | JW |
| D | 02 August 2022 | S4.55 SUBMISSION | JW |
| E | 03 August 2022 | S4.55 SUBMISSION | JW |
| F | 09 August 2022 | S4.55 SUBMISSION | JW |
| G | 10 August 2022 | S4.55 SUBMISSION | JW |
| H | 30 September 2022 | S.455 SUBMISSION | JW |
| J | 07 October 2022 | S.455 SUBMISSION | JW |
| K | 14 October 2022 | S.455 SUBMISSION | JW |
| L | 28 November 2022 | S.455 SUBMISSION RFI | JW |
| M | 03 February 2023 | RFI ISSUE - Review Set | JW |
| N | 21 February 2023 | RFI ISSUE - Review Set | JW |
| P | 24 February 2023 | RFI ISSUE - Review Set | JW |
| Q | 27 February 2023 | RFI ISSUE | JW |
| R | 18 April 2023 | ADDITIONAL RFI ISSUE | IC |



marchese partners

Marchese Partners International Pty Ltd
 Level 14, 46 Edward Street
 Brisbane, QLD 4000, Australia
 P +61 7 3211 2600 F +61 7 3211 0297
 E info@marchesepartners.com
 www.marchesepartners.com
 Sydney · Brisbane
 Melbourne · Adelaide · Perth · London
 Kuala Lumpur · Christchurch
 ABN 33 590 578 323

CLIENT
GWH NATIONAL PARK PTY LTD

PROJECT
ONE NATIONAL PARK STREET, NEWCASTLE

DRAWING TITLE
FLOOR PLAN - LEVEL 02


| PARKING BAY SCHEDULE | |
|--------------------------------|-----|
| Commercial Carpark Bay | 14 |
| Commercial Tandem Carpark Bay | 13 |
| Visitor Carpark Bay | 2 |
| Commercial | 29 |
| Residential Carpark Bay | 213 |
| Residential Tandem Carpark Bay | 44 |
| Residential | 257 |
| Visitor Carpark Bay | 5 |
| Visitor EV Charger Carpark Bay | 13 |
| Visitor | 18 |
| Grand total | 304 |

| SCALE | DATE | DRAWN | CHECKED |
|-----------|---------------|----------|---------|
| 1:150 @A1 | 18 April 2023 | AL | JW |
| JOB | DRAWING | REVISION | |
| 18022 | S455-A2-004 | R | |



IMPORTANT NOTES:
 Do not scale from drawings. All dimensions to be checked on site before commencement of work. All discrepancies to be brought to the attention of the Architect. Larger scale drawings and written dimensions take preference. This drawing is copyright and the property of the author, and must not be retained, copied or used without the express authority of MARCHESE + PARTNERS INTERNATIONAL PTY. LTD.

S4.55 SUBMISSION



| REVISION | DATE | DESCRIPTION | BY |
|----------|-------------------|------------------------|----|
| C | 19 July 2022 | DA ISSUE | JW |
| D | 02 August 2022 | S4.55 SUBMISSION | JW |
| E | 03 August 2022 | S4.55 SUBMISSION | JW |
| F | 09 August 2022 | S4.55 SUBMISSION | JW |
| G | 10 August 2022 | S4.55 SUBMISSION | JW |
| H | 30 September 2022 | S.455 SUBMISSION | JW |
| J | 07 October 2022 | S.455 SUBMISSION | JW |
| K | 14 October 2022 | S.455 SUBMISSION | JW |
| L | 28 November 2022 | S.455 SUBMISSION RFI | JW |
| M | 03 February 2023 | RFI ISSUE - Review Set | JW |
| N | 21 February 2023 | RFI ISSUE - Review Set | JW |
| P | 24 February 2023 | RFI ISSUE - Review Set | JW |
| Q | 27 February 2023 | RFI ISSUE | JW |
| R | 18 April 2023 | ADDITIONAL RFI ISSUE | IC |



marchese partners

Marchese Partners International Pty Ltd
 Level 14, 46 Edward Street
 Brisbane, QLD 4000, Australia
 P +61 7 3211 2600 F +61 7 3211 0297
 E info@marchesepartners.com
 www.marchesepartners.com
 Sydney · Brisbane
 Melbourne · Adelaide · Perth · London
 Kuala Lumpur · Christchurch
 ABN 33 590 578 323

| PARKING BAY SCHEDULE | |
|--------------------------------|-----|
| Commercial Carpark Bay | 14 |
| Commercial Tandem Carpark Bay | 13 |
| Visitor Carpark Bay | 2 |
| Commercial | 29 |
| Residential Carpark Bay | 213 |
| Residential Tandem Carpark Bay | 44 |
| Residential | 257 |
| Visitor Carpark Bay | 5 |
| Visitor EV Charger Carpark Bay | 13 |
| Visitor | 18 |
| Grand total | 304 |

CLIENT
GWH NATIONAL PARK PTY LTD

PROJECT
ONE NATIONAL PARK STREET, NEWCASTLE


DRAWING TITLE
FLOOR PLAN - LEVEL 03

| SCALE | DATE | DRAWN | CHECKED |
|-----------|---------------|----------|---------|
| 1:150 @A1 | 18 April 2023 | AL | JW |
| JOB | DRAWING | REVISION | |
| 18022 | S455-A2-005 | R | |



IMPORTANT NOTES:
 Do not scale from drawings. All dimensions to be checked on site before commencement of work. All discrepancies to be brought to the attention of the Architect. Larger scale drawings and written dimensions take preference. This drawing is copyright and the property of the author, and must not be retained, copied or used without the express authority of MARCHESE + PARTNERS INTERNATIONAL PTY. LTD.

S4.55 SUBMISSION



| REVISION | DATE | DESCRIPTION | BY |
|----------|-------------------|---------------------------|----|
| B | 15 June 2022 | Drawings for UDCG Meeting | JW |
| C | 19 July 2022 | DA ISSUE | JW |
| D | 02 August 2022 | S4.55 SUBMISSION | JW |
| E | 03 August 2022 | S4.55 SUBMISSION | JW |
| F | 09 August 2022 | S4.55 SUBMISSION | JW |
| G | 10 August 2022 | S4.55 SUBMISSION | JW |
| H | 30 September 2022 | S.455 SUBMISSION | JW |
| J | 07 October 2022 | S.455 SUBMISSION | JW |
| K | 14 October 2022 | S.455 SUBMISSION | JW |
| L | 03 February 2023 | RFI ISSUE - Review Set | JW |
| M | 21 February 2023 | RFI ISSUE - Review Set | JW |
| N | 24 February 2023 | RFI ISSUE - Review Set | JW |
| P | 27 February 2023 | RFI ISSUE | JW |
| Q | 18 April 2023 | ADDITIONAL RFI ISSUE | IC |



marchese partners

Marchese Partners International Pty Ltd
 Level 14, 46 Edward Street
 Brisbane, QLD 4000, Australia
 P +61 7 3211 2600 F +61 7 3211 0297
 E info@marchesepartners.com
 www.marchesepartners.com
 Sydney · Brisbane
 Melbourne · Adelaide · Perth · London
 Kuala Lumpur · Christchurch
 AEN 33 590 578 323

CLIENT
GWH NATIONAL PARK PTY LTD

PROJECT
ONE NATIONAL PARK STREET, NEWCASTLE


DRAWING TITLE
FLOOR PLAN - LEVEL 04

| SCALE | DATE | DRAWN | CHECKED |
|-------------|---------------|----------|---------|
| 1 : 150 @A1 | 18 April 2023 | AL | JW |
| JOB | DRAWING | REVISION | |
| 18022 | S455-A2-006 | Q | |



IMPORTANT NOTES:
 Do not scale from drawings. All dimensions to be checked on site before commencement of work. All discrepancies to be brought to the attention of the Architect. Larger scale drawings and written dimensions take preference. This drawing is copyright and the property of the author, and must not be retained, copied or used without the express authority of MARCHESE + PARTNERS INTERNATIONAL PTY. LTD.

S4.55 SUBMISSION



| REVISION | DATE | DESCRIPTION | BY |
|----------|-------------------|---------------------------|----|
| B | 15 June 2022 | Drawings for UDCG Meeting | JW |
| C | 19 July 2022 | DA ISSUE | JW |
| D | 02 August 2022 | S4.55 SUBMISSION | JW |
| E | 03 August 2022 | S4.55 SUBMISSION | JW |
| F | 09 August 2022 | S4.55 SUBMISSION | JW |
| G | 10 August 2022 | S4.55 SUBMISSION | JW |
| H | 30 September 2022 | S.455 SUBMISSION | JW |
| J | 07 October 2022 | S.455 SUBMISSION | JW |
| K | 14 October 2022 | S.455 SUBMISSION | JW |
| L | 03 February 2023 | RFI ISSUE - Review Set | JW |
| M | 21 February 2023 | RFI ISSUE - Review Set | JW |
| N | 24 February 2023 | RFI ISSUE - Review Set | JW |
| P | 27 February 2023 | RFI ISSUE | JW |
| Q | 18 April 2023 | ADDITIONAL RFI ISSUE | IC |



marchese partners

Marchese Partners International Pty Ltd
 Level 14, 46 Edward Street
 Brisbane, QLD 4000, Australia
 P +61 7 3211 2600 F +61 7 3211 0297
 E info@marchesepartners.com
 www.marchesepartners.com
 Sydney · Brisbane
 Melbourne · Adelaide · Perth · London
 Kuala Lumpur · Christchurch
 ABN 33 590 578 323

CLIENT
GWH NATIONAL PARK PTY LTD

PROJECT
ONE NATIONAL PARK STREET, NEWCASTLE


DRAWING TITLE
FLOOR PLAN - LEVEL 05

| SCALE | DATE | DRAWN | CHECKED |
|-------------|---------------|----------|---------|
| 1 : 150 @A1 | 18 April 2023 | AL | JW |
| JOB | DRAWING | REVISION | |
| 18022 | S455-A2-007 | Q | |



IMPORTANT NOTES:
 Do not scale from drawings. All dimensions to be checked on site before commencement of work. All discrepancies to be brought to the attention of the Architect. Larger scale drawings and written dimensions take preference. This drawing is copyright and the property of the author, and must not be retained, copied or used without the express authority of MARCHESE + PARTNERS INTERNATIONAL PTY. LTD.

S4.55 SUBMISSION



| REVISION | DATE | DESCRIPTION | BY |
|----------|-------------------|---------------------------|----|
| B | 15 June 2022 | Drawings for UDCG Meeting | JW |
| C | 19 July 2022 | DA ISSUE | JW |
| D | 02 August 2022 | S4.55 SUBMISSION | JW |
| E | 03 August 2022 | S4.55 SUBMISSION | JW |
| F | 09 August 2022 | S4.55 SUBMISSION | JW |
| G | 10 August 2022 | S4.55 SUBMISSION | JW |
| H | 30 September 2022 | S.455 SUBMISSION | JW |
| J | 07 October 2022 | S.455 SUBMISSION | JW |
| K | 14 October 2022 | S.455 SUBMISSION | JW |
| L | 03 February 2023 | RFI ISSUE - Review Set | JW |
| M | 21 February 2023 | RFI ISSUE - Review Set | JW |
| N | 24 February 2023 | RFI ISSUE - Review Set | JW |
| P | 27 February 2023 | RFI ISSUE | JW |
| Q | 18 April 2023 | ADDITIONAL RFI ISSUE | IC |



marchese partners

Marchese Partners International Pty Ltd
 Level 14, 46 Edward Street
 Brisbane, QLD 4000, Australia
 P +61 7 3211 2600 F +61 7 3211 0297
 E info@marchesepartners.com
 www.marchesepartners.com
 Sydney · Brisbane
 Melbourne · Adelaide · Perth · London
 Kuala Lumpur · Christchurch
 ABN 33 590 578 323

CLIENT
GWH NATIONAL PARK PTY LTD

PROJECT
ONE NATIONAL PARK STREET, NEWCASTLE

DRAWING TITLE
FLOOR PLAN - LEVEL 06

| SCALE | DATE | DRAWN | CHECKED |
|-------------|---------------|----------|---------|
| 1 : 150 @A1 | 18 April 2023 | AL | JW |
| JOB | DRAWING | REVISION | |
| 18022 | S455-A2-008 | Q | |




SITE BOUNDARY



IMPORTANT NOTES:
Do not scale from drawings. All dimensions to be checked on site before commencement of work. All discrepancies to be brought to the attention of the Architect. Larger scale drawings and written dimensions take preference. This drawing is copyright and the property of the author, and must not be retained, copied or used without the express authority of MARCHESE + PARTNERS INTERNATIONAL PTY. LTD.

S4.55 SUBMISSION



| REVISION | DATE | DESCRIPTION | BY |
|----------|-------------------|------------------------|----|
| B | 19 July 2022 | DA ISSUE | JW |
| C | 02 August 2022 | S4.55 SUBMISSION | JW |
| D | 03 August 2022 | S4.55 SUBMISSION | JW |
| E | 09 August 2022 | S4.55 SUBMISSION | JW |
| F | 10 August 2022 | S4.55 SUBMISSION | JW |
| G | 30 September 2022 | S.455 SUBMISSION | JW |
| H | 07 October 2022 | S.455 SUBMISSION | JW |
| J | 14 October 2022 | S.455 SUBMISSION | JW |
| K | 03 February 2023 | RFI ISSUE - Review Set | JW |
| L | 21 February 2023 | RFI ISSUE - Review Set | JW |
| M | 24 February 2023 | RFI ISSUE - Review Set | JW |
| N | 27 February 2023 | RFI ISSUE | JW |
| P | 18 April 2023 | ADDITIONAL RFI ISSUE | IC |



marchese partners

Marchese Partners International Pty Ltd
Level 14, 46 Edward Street
Brisbane, QLD 4000, Australia
P +61 7 3211 2600 F +61 7 3211 0297
E info@marchesepartners.com
www.marchesepartners.com
Sydney · Brisbane
Melbourne · Adelaide · Perth · London
Kuala Lumpur · Christchurch
ABN 33 590 578 323

CLIENT
GWH NATIONAL PARK PTY LTD

PROJECT
ONE NATIONAL PARK STREET, NEWCASTLE

DRAWING TITLE
FLOOR PLAN - LEVEL 07

| SCALE | DATE | DRAWN | CHECKED |
|-------------|---------------|----------|---------|
| 1 : 150 @A1 | 18 April 2023 | AL | JW |
| JOB | DRAWING | REVISION | |
| 18022 | S455-A2-009 | P | |




SITE BOUNDARY



IMPORTANT NOTES:
Do not scale from drawings. All dimensions to be checked on site before commencement of work. All discrepancies to be brought to the attention of the Architect. Larger scale drawings and written dimensions take preference. This drawing is copyright and the property of the author, and must not be retained, copied or used without the express authority of MARCHESE + PARTNERS INTERNATIONAL PTY. LTD.

S4.55 SUBMISSION



| REVISION | DATE | DESCRIPTION | BY |
|----------|-------------------|------------------------|----|
| B | 19 July 2022 | DA ISSUE | JW |
| C | 02 August 2022 | S4.55 SUBMISSION | JW |
| D | 03 August 2022 | S4.55 SUBMISSION | JW |
| E | 09 August 2022 | S4.55 SUBMISSION | JW |
| F | 10 August 2022 | S4.55 SUBMISSION | JW |
| G | 30 September 2022 | S.455 SUBMISSION | JW |
| H | 07 October 2022 | S.455 SUBMISSION | JW |
| J | 14 October 2022 | S.455 SUBMISSION | JW |
| K | 18 November 2022 | FOR COORDINATION | NS |
| L | 03 February 2023 | RFI ISSUE - Review Set | JW |
| M | 21 February 2023 | RFI ISSUE - Review Set | JW |
| N | 24 February 2023 | RFI ISSUE - Review Set | JW |
| P | 27 February 2023 | RFI ISSUE | JW |
| Q | 18 April 2023 | ADDITIONAL RFI ISSUE | IC |



marchese partners

Marchese Partners International Pty Ltd
Level 14, 46 Edward Street
Brisbane, QLD 4000, Australia
P +61 7 3211 2600 F +61 7 3211 0297
E info@marchesepartners.com
www.marchesepartners.com
Sydney · Brisbane
Melbourne · Adelaide · Perth · London
Kuala Lumpur · Christchurch
ABN 33 590 578 323

CLIENT
GWH NATIONAL PARK PTY LTD

PROJECT
ONE NATIONAL PARK STREET, NEWCASTLE

DRAWING TITLE
FLOOR PLAN - LEVEL 08

| SCALE | DATE | DRAWN | CHECKED |
|-------------|---------------|----------|---------|
| 1 : 150 @A1 | 18 April 2023 | AL | JW |
| JOB | DRAWING | REVISION | |
| 18022 | S455-A2-010 | Q | |

SITE BOUNDARY




SITE BOUNDARY



IMPORTANT NOTES:
Do not scale from drawings. All dimensions to be checked on site before commencement of work. All discrepancies to be brought to the attention of the Architect. Larger scale drawings and written dimensions take preference. This drawing is copyright and the property of the author, and must not be retained, copied or used without the express authority of MARCHESE + PARTNERS INTERNATIONAL PTY. LTD.

**S4.55
SUBMISSION**



| REVISION | DATE | DESCRIPTION | BY |
|----------|-------------------|---------------------------|----|
| B | 15 June 2022 | Drawings for UDCG Meeting | JW |
| C | 19 July 2022 | DA ISSUE | JW |
| D | 02 August 2022 | S4.55 SUBMISSION | JW |
| E | 03 August 2022 | S4.55 SUBMISSION | JW |
| F | 09 August 2022 | S4.55 SUBMISSION | JW |
| G | 10 August 2022 | S4.55 SUBMISSION | JW |
| H | 30 September 2022 | S.455 SUBMISSION | JW |
| J | 07 October 2022 | S.455 SUBMISSION | JW |
| K | 14 October 2022 | S.455 SUBMISSION | JW |
| L | 03 February 2023 | RFI ISSUE - Review Set | JW |
| M | 21 February 2023 | RFI ISSUE - Review Set | JW |
| N | 24 February 2023 | RFI ISSUE - Review Set | JW |
| P | 27 February 2023 | RFI ISSUE | JW |
| Q | 18 April 2023 | ADDITIONAL RFI ISSUE | IC |



**marchese
partners**

Marchese Partners International Pty Ltd
Level 14, 46 Edward Street
Brisbane, QLD 4000, Australia
P +61 7 3211 2600 F +61 7 3211 0297
E info@marchesepartners.com
www.marchesepartners.com
Sydney · Brisbane
Melbourne · Adelaide · Perth · London
Kuala Lumpur · Christchurch
ABN 33 590 578 323

CLIENT
**GWH NATIONAL PARK
PTY LTD**

PROJECT
**ONE
NATIONAL PARK
STREET, NEWCASTLE**

DRAWING TITLE
FLOOR PLAN - LEVEL 09

| SCALE | DATE | DRAWN | CHECKED |
|-------------|---------------|----------|---------|
| 1 : 150 @A1 | 18 April 2023 | AL | JW |
| JOB | DRAWING | REVISION | |
| 18022 | S455-A2-011 | Q | |




SITE BOUNDARY



IMPORTANT NOTES:
Do not scale from drawings. All dimensions to be checked on site before commencement of work. All discrepancies to be brought to the attention of the Architect. Larger scale drawings and written dimensions take preference. This drawing is copyright and the property of the author, and must not be retained, copied or used without the express authority of MARCHESE + PARTNERS INTERNATIONAL PTY. LTD.

S4.55 SUBMISSION



| REVISION | DATE | DESCRIPTION | BY |
|----------|-------------------|------------------------|----|
| B | 19 July 2022 | DA ISSUE | JW |
| C | 02 August 2022 | S4.55 SUBMISSION | JW |
| D | 03 August 2022 | S4.55 SUBMISSION | JW |
| E | 09 August 2022 | S4.55 SUBMISSION | JW |
| F | 10 August 2022 | S4.55 SUBMISSION | JW |
| G | 30 September 2022 | S.455 SUBMISSION | JW |
| H | 07 October 2022 | S.455 SUBMISSION | JW |
| J | 14 October 2022 | S.455 SUBMISSION | JW |
| K | 03 February 2023 | RFI ISSUE - Review Set | JW |
| L | 21 February 2023 | RFI ISSUE - Review Set | JW |
| M | 24 February 2023 | RFI ISSUE - Review Set | JW |
| N | 27 February 2023 | RFI ISSUE | JW |
| P | 18 April 2023 | ADDITIONAL RFI ISSUE | IC |



marchese partners

Marchese Partners International Pty Ltd
Level 14, 46 Edward Street
Brisbane, QLD 4000, Australia
P +61 7 3211 2600 F +61 7 3211 0297
E info@marchesepartners.com
www.marchesepartners.com
Sydney · Brisbane
Melbourne · Adelaide · Perth · London
Kuala Lumpur · Christchurch
ABN 33 590 578 323

CLIENT
GWH NATIONAL PARK PTY LTD

PROJECT
ONE NATIONAL PARK STREET, NEWCASTLE

DRAWING TITLE
FLOOR PLAN - LEVEL 10

| SCALE | DATE | DRAWN | CHECKED |
|-------------|---------------|----------|---------|
| 1 : 150 @A1 | 18 April 2023 | AL | JW |
| JOB | DRAWING | REVISION | |
| 18022 | S455-A2-012 | P | |

SITE BOUNDARY




SITE BOUNDARY



IMPORTANT NOTES:
Do not scale from drawings. All dimensions to be checked on site before commencement of work. All discrepancies to be brought to the attention of the Architect. Larger scale drawings and written dimensions take preference. This drawing is copyright and the property of the author, and must not be retained, copied or used without the express authority of MARCHESE + PARTNERS INTERNATIONAL PTY. LTD.

S4.55 SUBMISSION



| REVISION | DATE | DESCRIPTION | BY |
|----------|-------------------|------------------------|----|
| B | 19 July 2022 | DA ISSUE | JW |
| C | 02 August 2022 | S4.55 SUBMISSION | JW |
| D | 03 August 2022 | S4.55 SUBMISSION | JW |
| E | 09 August 2022 | S4.55 SUBMISSION | JW |
| F | 10 August 2022 | S4.55 SUBMISSION | JW |
| G | 30 September 2022 | S.455 SUBMISSION | JW |
| H | 07 October 2022 | S.455 SUBMISSION | JW |
| J | 14 October 2022 | S.455 SUBMISSION | JW |
| K | 03 February 2023 | RFI ISSUE - Review Set | JW |
| L | 21 February 2023 | RFI ISSUE - Review Set | JW |
| M | 24 February 2023 | RFI ISSUE - Review Set | JW |
| N | 27 February 2023 | RFI ISSUE | JW |
| P | 18 April 2023 | ADDITIONAL RFI ISSUE | IC |



marchese partners

Marchese Partners International Pty Ltd
Level 14, 46 Edward Street
Brisbane, QLD 4000, Australia
P +61 7 3211 2600 F +61 7 3211 0297
E info@marchesepartners.com
www.marchesepartners.com
Sydney · Brisbane
Melbourne · Adelaide · Perth · London
Kuala Lumpur · Christchurch
ABN 33 590 578 323

CLIENT
GWH NATIONAL PARK PTY LTD

PROJECT
ONE NATIONAL PARK STREET, NEWCASTLE

DRAWING TITLE
FLOOR PLAN - LEVEL 11

| SCALE | DATE | DRAWN | CHECKED |
|-------------|---------------|----------|---------|
| 1 : 150 @A1 | 18 April 2023 | AL | JW |
| JOB | DRAWING | REVISION | |
| 18022 | S455-A2-013 | P | |




SITE BOUNDARY



SITE BOUNDARY

IMPORTANT NOTES:
Do not scale from drawings. All dimensions to be checked on site before commencement of work. All discrepancies to be brought to the attention of the Architect. Larger scale drawings and written dimensions take preference. This drawing is copyright and the property of the author, and must not be retained, copied or used without the express authority of MARCHESE + PARTNERS INTERNATIONAL PTY. LTD.

S4.55 SUBMISSION



| REVISION | DATE | DESCRIPTION | BY |
|----------|-------------------|------------------------|----|
| B | 19 July 2022 | DA ISSUE | JW |
| C | 02 August 2022 | S4.55 SUBMISSION | JW |
| D | 03 August 2022 | S4.55 SUBMISSION | JW |
| E | 09 August 2022 | S4.55 SUBMISSION | JW |
| F | 10 August 2022 | S4.55 SUBMISSION | JW |
| G | 30 September 2022 | S.455 SUBMISSION | JW |
| H | 07 October 2022 | S.455 SUBMISSION | JW |
| J | 14 October 2022 | S.455 SUBMISSION | JW |
| K | 03 February 2023 | RFI ISSUE - Review Set | JW |
| L | 21 February 2023 | RFI ISSUE - Review Set | JW |
| M | 24 February 2023 | RFI ISSUE - Review Set | JW |
| N | 27 February 2023 | RFI ISSUE | JW |
| P | 18 April 2023 | ADDITIONAL RFI ISSUE | IC |



marchese partners

Marchese Partners International Pty Ltd
Level 14, 46 Edward Street
Brisbane, QLD 4000, Australia
P +61 7 3211 2600 F +61 7 3211 0297
E info@marchesepartners.com
www.marchesepartners.com
Sydney · Brisbane
Melbourne · Adelaide · Perth · London
Kuala Lumpur · Christchurch
ABN 33 590 578 323

CLIENT
GWH NATIONAL PARK PTY LTD

PROJECT
ONE NATIONAL PARK STREET, NEWCASTLE

DRAWING TITLE
FLOOR PLAN - LEVEL 12

| SCALE | DATE | DRAWN | CHECKED |
|-------------|---------------|----------|---------|
| 1 : 150 @A1 | 18 April 2023 | AL | JW |
| JOB | DRAWING | REVISION | |
| 18022 | S455-A2-014 | P | |




SITE BOUNDARY



IMPORTANT NOTES:
Do not scale from drawings. All dimensions to be checked on site before commencement of work. All discrepancies to be brought to the attention of the Architect. Larger scale drawings and written dimensions take preference. This drawing is copyright and the property of the author, and must not be retained, copied or used without the express authority of MARCHESE + PARTNERS INTERNATIONAL PTY. LTD.

S4.55 SUBMISSION



| REVISION | DATE | DESCRIPTION | BY |
|----------|-------------------|------------------------|----|
| B | 19 July 2022 | DA ISSUE | JW |
| C | 02 August 2022 | S4.55 SUBMISSION | JW |
| D | 03 August 2022 | S4.55 SUBMISSION | JW |
| E | 09 August 2022 | S4.55 SUBMISSION | JW |
| F | 10 August 2022 | S4.55 SUBMISSION | JW |
| G | 30 September 2022 | S.455 SUBMISSION | JW |
| H | 07 October 2022 | S.455 SUBMISSION | JW |
| J | 14 October 2022 | S.455 SUBMISSION | JW |
| K | 03 February 2023 | RFI ISSUE - Review Set | JW |
| L | 21 February 2023 | RFI ISSUE - Review Set | JW |
| M | 24 February 2023 | RFI ISSUE - Review Set | JW |
| N | 27 February 2023 | RFI ISSUE | JW |
| P | 18 April 2023 | ADDITIONAL RFI ISSUE | IC |



marchese partners

Marchese Partners International Pty Ltd
Level 14, 46 Edward Street
Brisbane, QLD 4000, Australia
P +61 7 3211 2600 F +61 7 3211 0297
E info@marchesepartners.com
www.marchesepartners.com
Sydney · Brisbane
Melbourne · Adelaide · Perth · London
Kuala Lumpur · Christchurch
ABN 33 590 578 323

CLIENT
GWH NATIONAL PARK PTY LTD

PROJECT
ONE NATIONAL PARK STREET, NEWCASTLE

DRAWING TITLE
FLOOR PLAN - LEVEL 13

| SCALE | DATE | DRAWN | CHECKED |
|-------------|---------------|----------|---------|
| 1 : 150 @A1 | 18 April 2023 | AL | JW |
| JOB | DRAWING | REVISION | |
| 18022 | S455-A2-015 | P | |

SITE BOUNDARY




SITE BOUNDARY



SITE BOUNDARY

IMPORTANT NOTES:
Do not scale from drawings. All dimensions to be checked on site before commencement of work. All discrepancies to be brought to the attention of the Architect. Larger scale drawings and written dimensions take preference. This drawing is copyright and the property of the author, and must not be retained, copied or used without the express authority of MARCHESE + PARTNERS INTERNATIONAL PTY. LTD.

S4.55 SUBMISSION



| REVISION | DATE | DESCRIPTION | BY |
|----------|-------------------|------------------------|----|
| B | 19 July 2022 | DA ISSUE | JW |
| C | 02 August 2022 | S4.55 SUBMISSION | JW |
| D | 03 August 2022 | S4.55 SUBMISSION | JW |
| E | 09 August 2022 | S4.55 SUBMISSION | JW |
| F | 10 August 2022 | S4.55 SUBMISSION | JW |
| G | 30 September 2022 | S.455 SUBMISSION | JW |
| H | 07 October 2022 | S.455 SUBMISSION | JW |
| J | 14 October 2022 | S.455 SUBMISSION | JW |
| K | 03 February 2023 | RFI ISSUE - Review Set | JW |
| L | 21 February 2023 | RFI ISSUE - Review Set | JW |
| M | 24 February 2023 | RFI ISSUE - Review Set | JW |
| N | 27 February 2023 | RFI ISSUE | JW |
| P | 18 April 2023 | ADDITIONAL RFI ISSUE | IC |



marchese partners

Marchese Partners International Pty Ltd
Level 14, 46 Edward Street
Brisbane, QLD 4000, Australia
P +61 7 3211 2600 F +61 7 3211 0297
E info@marchesepartners.com
www.marchesepartners.com
Sydney · Brisbane
Melbourne · Adelaide · Perth · London
Kuala Lumpur · Christchurch
ABN 33 590 578 323

CLIENT
**GWH NATIONAL PARK
PTY LTD**

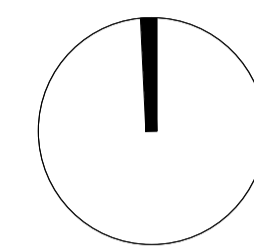
PROJECT
**ONE
NATIONAL PARK
STREET, NEWCASTLE**

DRAWING TITLE
FLOOR PLAN - LEVEL 14

| SCALE | DATE | DRAWN | CHECKED |
|-------------|---------------|----------|---------|
| 1 : 150 @A1 | 18 April 2023 | AL | JW |
| JOB | DRAWING | REVISION | |
| 18022 | S455-A2-016 | P | |



SITE BOUNDARY



S4.55 SUBMISSION

IMPORTANT NOTES:
Do not scale from drawings. All dimensions to be checked on site before commencement of work. All discrepancies to be brought to the attention of the Architect. Larger scale drawings and written dimensions take preference. This drawing is copyright and the property of the author, and must not be retained, copied or used without the express authority of MARCHESE + PARTNERS INTERNATIONAL PTY. LTD.

| REVISION | DATE | DESCRIPTION | BY |
|----------|-------------------|------------------------|----|
| B | 19 July 2022 | DA ISSUE | JW |
| C | 02 August 2022 | S4.55 SUBMISSION | JW |
| D | 03 August 2022 | S4.55 SUBMISSION | JW |
| E | 09 August 2022 | S4.55 SUBMISSION | JW |
| F | 10 August 2022 | S4.55 SUBMISSION | JW |
| G | 30 September 2022 | S.455 SUBMISSION | JW |
| H | 07 October 2022 | S.455 SUBMISSION | JW |
| J | 14 October 2022 | S.455 SUBMISSION | JW |
| K | 03 February 2023 | RFI ISSUE - Review Set | JW |
| L | 21 February 2023 | RFI ISSUE - Review Set | JW |
| M | 24 February 2023 | RFI ISSUE - Review Set | JW |
| N | 27 February 2023 | RFI ISSUE | JW |
| P | 18 April 2023 | ADDITIONAL RFI ISSUE | IC |



marchese partners

Marchese Partners International Pty Ltd
Level 14, 46 Edward Street
Brisbane, QLD 4000, Australia
P +61 7 3211 2600 F +61 7 3211 0297
E info@marchesepartners.com
www.marchesepartners.com
Sydney · Brisbane
Melbourne · Adelaide · Perth · London
Kuala Lumpur · Christchurch
ABN 33 590 578 323

CLIENT
GWH NATIONAL PARK PTY LTD

PROJECT
ONE NATIONAL PARK STREET, NEWCASTLE

DRAWING TITLE
FLOOR PLAN - LEVEL 15


| SCALE | DATE | DRAWN | CHECKED |
|-------------|---------------|----------|---------|
| 1 : 150 @A1 | 18 April 2023 | AL | JW |
| JOB | DRAWING | REVISION | |
| 18022 | S455-A2-017 | P | |

SITE BOUNDARY



IMPORTANT NOTES:
 Do not scale from drawings. All dimensions to be checked on site before commencement of work. All discrepancies to be brought to the attention of the Architect. Larger scale drawings and written dimensions take preference. This drawing is copyright and the property of the author, and must not be retained, copied or used without the express authority of MARCHESE + PARTNERS INTERNATIONAL PTY. LTD.

S4.55 SUBMISSION



| REVISION | DATE | DESCRIPTION | BY |
|----------|-------------------|------------------------|----|
| B | 19 July 2022 | DA ISSUE | JW |
| C | 02 August 2022 | S4.55 SUBMISSION | JW |
| D | 03 August 2022 | S4.55 SUBMISSION | JW |
| E | 09 August 2022 | S4.55 SUBMISSION | JW |
| F | 10 August 2022 | S4.55 SUBMISSION | JW |
| G | 30 September 2022 | S.455 SUBMISSION | JW |
| H | 07 October 2022 | S.455 SUBMISSION | JW |
| J | 14 October 2022 | S.455 SUBMISSION | JW |
| K | 03 February 2023 | RFI ISSUE - Review Set | JW |
| L | 21 February 2023 | RFI ISSUE - Review Set | JW |
| M | 24 February 2023 | RFI ISSUE - Review Set | JW |
| N | 27 February 2023 | RFI ISSUE | JW |
| P | 18 April 2023 | ADDITIONAL RFI ISSUE | IC |



marchese partners

Marchese Partners International Pty Ltd
 Level 14, 46 Edward Street
 Brisbane, QLD 4000, Australia
 P +61 7 3211 2600 F +61 7 3211 0297
 E info@marchesepartners.com
 www.marchesepartners.com
 Sydney · Brisbane
 Melbourne · Adelaide · Perth · London
 Kuala Lumpur · Christchurch
 ABN 33 590 578 323

CLIENT
**GWH NATIONAL PARK
 PTY LTD**

PROJECT
**ONE
 NATIONAL PARK
 STREET, NEWCASTLE**

DRAWING TITLE
FLOOR PLAN - LEVEL 16

| SCALE | DATE | DRAWN | CHECKED |
|-------------|---------------|----------|---------|
| 1 : 150 @A1 | 18 April 2023 | AL | JW |
| JOB | DRAWING | REVISION | |
| 18022 | S455-A2-018 | P | |




SITE BOUNDARY



IMPORTANT NOTES:
Do not scale from drawings. All dimensions to be checked on site before commencement of work. All discrepancies to be brought to the attention of the Architect. Larger scale drawings and written dimensions take preference. This drawing is copyright and the property of the author, and must not be retained, copied or used without the express authority of MARCHESE + PARTNERS INTERNATIONAL PTY. LTD.

S4.55 SUBMISSION



| REVISION | DATE | DESCRIPTION | BY |
|----------|-------------------|------------------------|----|
| B | 19 July 2022 | DA ISSUE | JW |
| C | 02 August 2022 | S4.55 SUBMISSION | JW |
| D | 03 August 2022 | S4.55 SUBMISSION | JW |
| E | 09 August 2022 | S4.55 SUBMISSION | JW |
| F | 10 August 2022 | S4.55 SUBMISSION | JW |
| G | 30 September 2022 | S.455 SUBMISSION | JW |
| H | 07 October 2022 | S.455 SUBMISSION | JW |
| J | 14 October 2022 | S.455 SUBMISSION | JW |
| K | 03 February 2023 | RFI ISSUE - Review Set | JW |
| L | 21 February 2023 | RFI ISSUE - Review Set | JW |
| M | 24 February 2023 | RFI ISSUE - Review Set | JW |
| N | 27 February 2023 | RFI ISSUE | JW |
| P | 18 April 2023 | ADDITIONAL RFI ISSUE | IC |



marchese partners

Marchese Partners International Pty Ltd
Level 14, 46 Edward Street
Brisbane, QLD 4000, Australia
P +61 7 3211 2600 F +61 7 3211 0297
E info@marchesepartners.com
www.marchesepartners.com
Sydney · Brisbane
Melbourne · Adelaide · Perth · London
Kuala Lumpur · Christchurch
ABN 33 590 578 323

CLIENT
**GWH NATIONAL PARK
PTY LTD**

PROJECT
**ONE
NATIONAL PARK
STREET, NEWCASTLE**

DRAWING TITLE
FLOOR PLAN - LEVEL 17

| SCALE | DATE | DRAWN | CHECKED |
|-------------|---------------|----------|---------|
| 1 : 150 @A1 | 18 April 2023 | AL | JW |
| JOB | DRAWING | REVISION | |
| 18022 | S455-A2-019 | P | |


B
AL452/02/03

SITE BOUNDARY



IMPORTANT NOTES:
Do not scale from drawings. All dimensions to be checked on site before commencement of work. All discrepancies to be brought to the attention of the Architect. Larger scale drawings and written dimensions take preference. This drawing is copyright and the property of the author, and must not be retained, copied or used without the express authority of MARCHESE + PARTNERS INTERNATIONAL PTY. LTD.

S4.55 SUBMISSION



| REVISION | DATE | DESCRIPTION | BY |
|----------|-------------------|---------------------------|----|
| B | 15 June 2022 | Drawings for UDCG Meeting | JW |
| C | 19 July 2022 | DA ISSUE | JW |
| D | 02 August 2022 | S4.55 SUBMISSION | JW |
| E | 03 August 2022 | S4.55 SUBMISSION | JW |
| F | 09 August 2022 | S4.55 SUBMISSION | JW |
| G | 10 August 2022 | S4.55 SUBMISSION | JW |
| H | 30 September 2022 | S.455 SUBMISSION | JW |
| J | 07 October 2022 | S.455 SUBMISSION | JW |
| K | 14 October 2022 | S.455 SUBMISSION | JW |
| L | 03 February 2023 | RFI ISSUE - Review Set | JW |
| M | 21 February 2023 | RFI ISSUE - Review Set | JW |
| N | 24 February 2023 | RFI ISSUE - Review Set | JW |
| P | 27 February 2023 | RFI ISSUE | JW |
| Q | 18 April 2023 | ADDITIONAL RFI ISSUE | IC |



marchese partners

Marchese Partners International Pty Ltd
Level 14, 46 Edward Street
Brisbane, QLD 4000, Australia
P +61 7 3211 2600 F +61 7 3211 0297
E info@marchesepartners.com
www.marchesepartners.com
Sydney · Brisbane
Melbourne · Adelaide · Perth · London
Kuala Lumpur · Christchurch
ABN 33 590 578 323

CLIENT
GWH NATIONAL PARK PTY LTD

PROJECT
ONE NATIONAL PARK STREET, NEWCASTLE


DRAWING TITLE
FLOOR PLAN - LEVEL 18

| SCALE | DATE | DRAWN | CHECKED |
|-------------|---------------|----------|---------|
| 1 : 150 @A1 | 18 April 2023 | AL | JW |
| JOB | DRAWING | REVISION | |
| 18022 | S455-A2-020 | Q | |



IMPORTANT NOTES:
 Do not scale from drawings. All dimensions to be checked on site before commencement of work. All discrepancies to be brought to the attention of the Architect. Larger scale drawings and written dimensions take preference. This drawing is copyright and the property of the author, and must not be retained, copied or used without the express authority of MARCHESE + PARTNERS INTERNATIONAL PTY. LTD.

S4.55 SUBMISSION



| REVISION | DATE | DESCRIPTION | BY |
|----------|-------------------|---------------------------|----|
| B | 15 June 2022 | Drawings for UDCG Meeting | JW |
| C | 19 July 2022 | DA ISSUE | JW |
| D | 02 August 2022 | S4.55 SUBMISSION | JW |
| E | 03 August 2022 | S4.55 SUBMISSION | JW |
| F | 09 August 2022 | S4.55 SUBMISSION | JW |
| G | 10 August 2022 | S4.55 SUBMISSION | JW |
| H | 30 September 2022 | S.455 SUBMISSION | JW |
| J | 07 October 2022 | S.455 SUBMISSION | JW |
| K | 14 October 2022 | S.455 SUBMISSION | JW |
| L | 03 February 2023 | RFI ISSUE - Review Set | JW |
| M | 21 February 2023 | RFI ISSUE - Review Set | JW |
| N | 24 February 2023 | RFI ISSUE - Review Set | JW |
| P | 27 February 2023 | RFI ISSUE | JW |
| Q | 18 April 2023 | ADDITIONAL RFI ISSUE | IC |



marchese partners

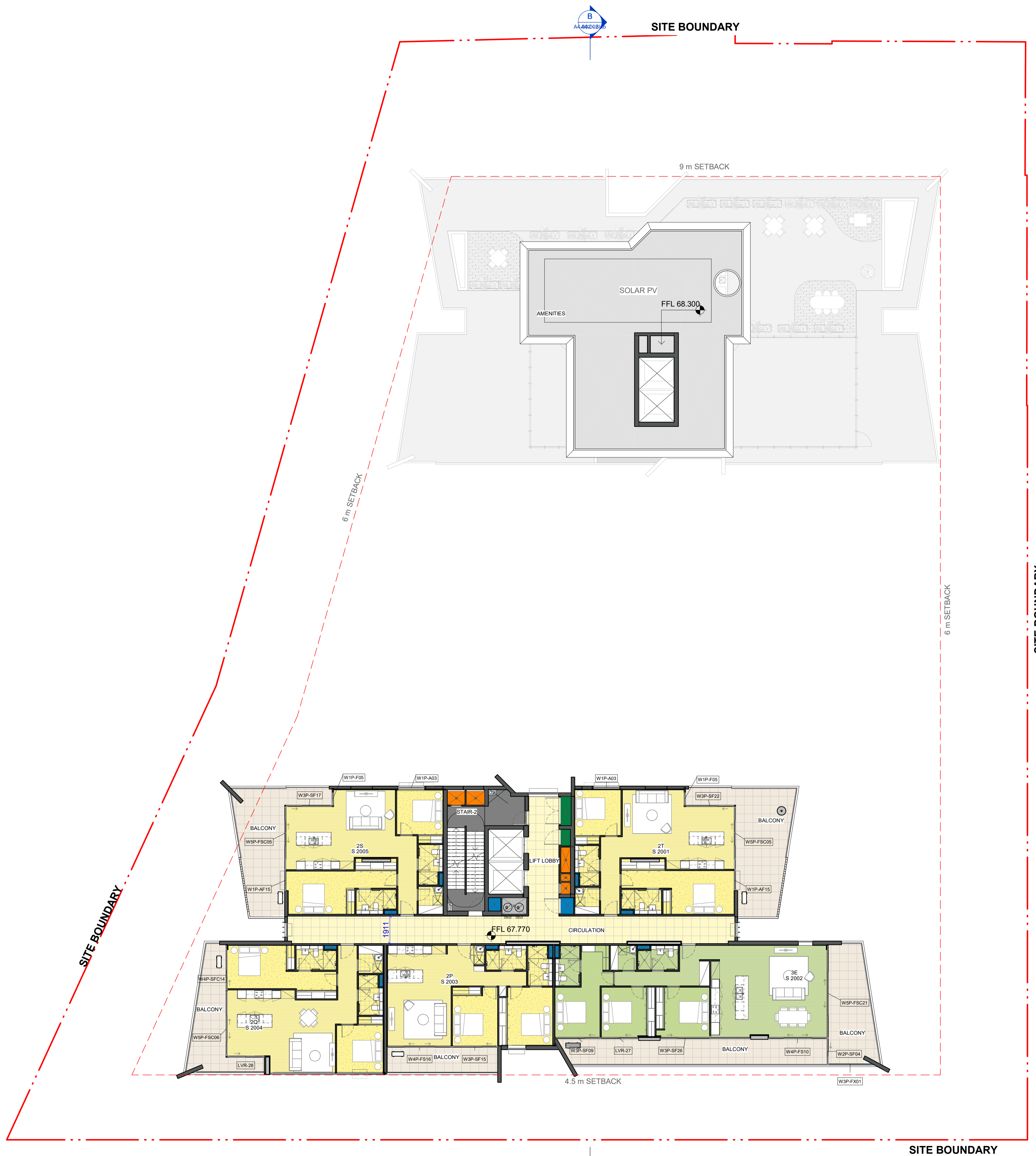
Marchese Partners International Pty Ltd
 Level 14, 46 Edward Street
 Brisbane, QLD 4000, Australia
 P +61 7 3211 2600 F +61 7 3211 0297
 E info@marchesepartners.com
 www.marchesepartners.com
 Sydney · Brisbane
 Melbourne · Adelaide · Perth · London
 Kuala Lumpur · Christchurch
 ABN 33 590 578 323

CLIENT
GWH NATIONAL PARK PTY LTD

PROJECT
ONE NATIONAL PARK STREET, NEWCASTLE


DRAWING TITLE
FLOOR PLAN - LEVEL 19

| SCALE | DATE | DRAWN | CHECKED |
|-------------|---------------|----------|---------|
| 1 : 150 @A1 | 18 April 2023 | AL | JW |
| JOB | DRAWING | REVISION | |
| 18022 | S455-A2-021 | Q | |



IMPORTANT NOTES:
 Do not scale from drawings. All dimensions to be checked on site before commencement of work. All discrepancies to be brought to the attention of the Architect. Larger scale drawings and written dimensions take preference. This drawing is copyright and the property of the author, and must not be retained, copied or used without the express authority of MARCHESE + PARTNERS INTERNATIONAL PTY. LTD.

S4.55 SUBMISSION



| REVISION | DATE | DESCRIPTION | BY |
|----------|-------------------|---------------------------|----|
| B | 15 June 2022 | Drawings for UDCG Meeting | JW |
| C | 19 July 2022 | DA ISSUE | JW |
| D | 02 August 2022 | S4.55 SUBMISSION | JW |
| E | 03 August 2022 | S4.55 SUBMISSION | JW |
| F | 09 August 2022 | S4.55 SUBMISSION | JW |
| G | 10 August 2022 | S4.55 SUBMISSION | JW |
| H | 30 September 2022 | S.455 SUBMISSION | JW |
| J | 07 October 2022 | S.455 SUBMISSION | JW |
| K | 14 October 2022 | S.455 SUBMISSION | JW |
| L | 03 February 2023 | RFI ISSUE - Review Set | JW |
| M | 21 February 2023 | RFI ISSUE - Review Set | JW |
| N | 24 February 2023 | RFI ISSUE - Review Set | JW |
| P | 27 February 2023 | RFI ISSUE | JW |
| Q | 18 April 2023 | ADDITIONAL RFI ISSUE | IC |



marchese partners

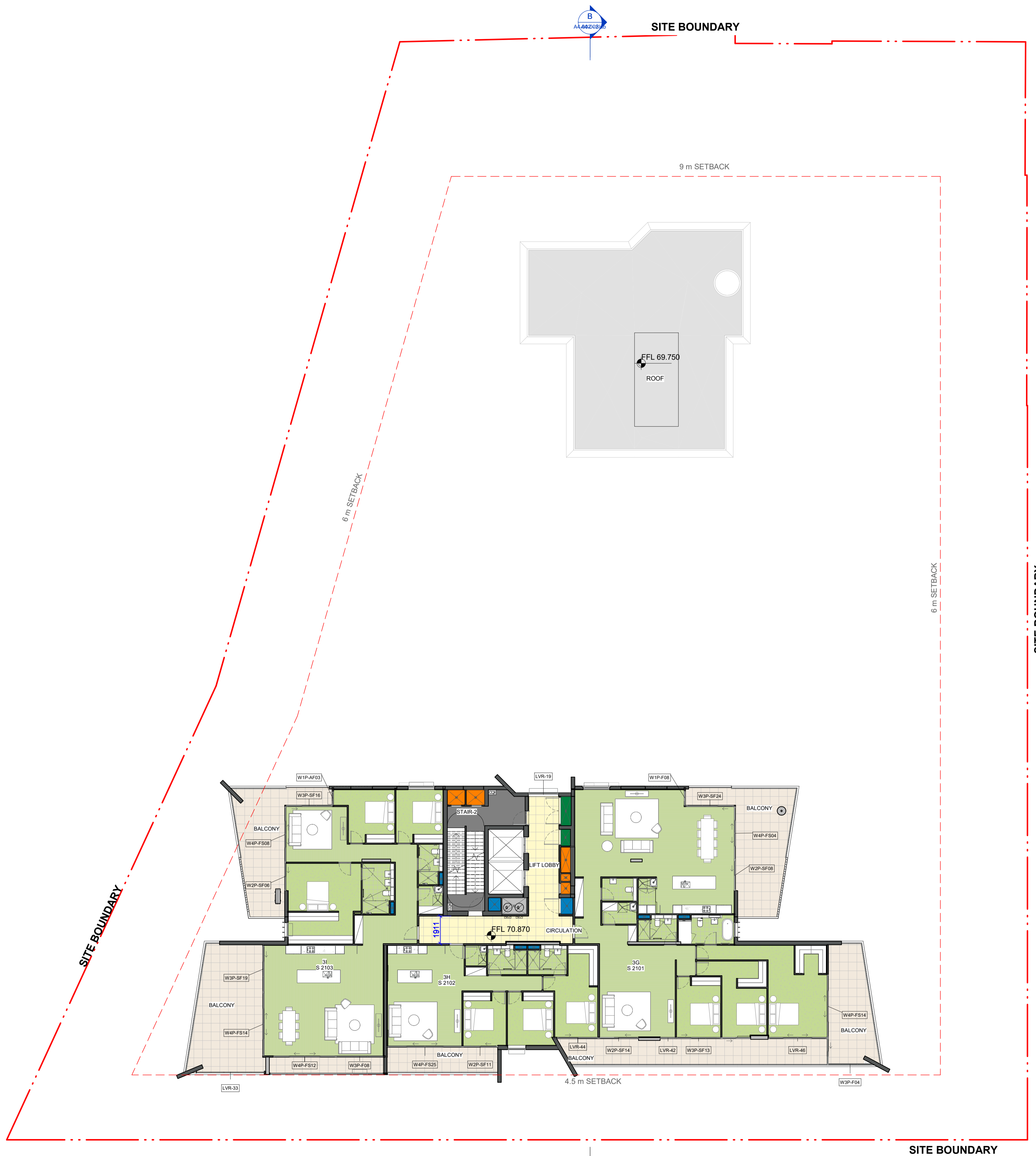
Marchese Partners International Pty Ltd
 Level 14, 46 Edward Street
 Brisbane, QLD 4000, Australia
 P +61 7 3211 2600 F +61 7 3211 0297
 E info@marchesepartners.com
 www.marchesepartners.com
 Sydney · Brisbane
 Melbourne · Adelaide · Perth · London
 Kuala Lumpur · Christchurch
 ABN 33 590 578 323

CLIENT
**GWH NATIONAL PARK
 PTY LTD**

PROJECT
**ONE
 NATIONAL PARK
 STREET, NEWCASTLE**


DRAWING TITLE
FLOOR PLAN - LEVEL 20

| SCALE | DATE | DRAWN | CHECKED |
|-------------|---------------|----------|---------|
| 1 : 150 @A1 | 18 April 2023 | AL | JW |
| JOB | DRAWING | REVISION | |
| 18022 | S455-A2-022 | Q | |



IMPORTANT NOTES:
 Do not scale from drawings. All dimensions to be checked on site before commencement of work. All discrepancies to be brought to the attention of the Architect. Larger scale drawings and written dimensions take preference. This drawing is copyright and the property of the author, and must not be retained, copied or used without the express authority of MARCHESE + PARTNERS INTERNATIONAL PTY. LTD.

S4.55 SUBMISSION



| REVISION | DATE | DESCRIPTION | BY |
|----------|-------------------|---------------------------|----|
| B | 15 June 2022 | Drawings for UDCG Meeting | JW |
| C | 19 July 2022 | DA ISSUE | JW |
| D | 02 August 2022 | S4.55 SUBMISSION | JW |
| E | 03 August 2022 | S4.55 SUBMISSION | JW |
| F | 09 August 2022 | S4.55 SUBMISSION | JW |
| G | 10 August 2022 | S4.55 SUBMISSION | JW |
| H | 30 September 2022 | S.455 SUBMISSION | JW |
| J | 07 October 2022 | S.455 SUBMISSION | JW |
| K | 14 October 2022 | S.455 SUBMISSION | JW |
| L | 03 February 2023 | RFI ISSUE - Review Set | JW |
| M | 21 February 2023 | RFI ISSUE - Review Set | JW |
| N | 24 February 2023 | RFI ISSUE - Review Set | JW |
| P | 27 February 2023 | RFI ISSUE | JW |
| Q | 18 April 2023 | ADDITIONAL RFI ISSUE | IC |



marchese partners

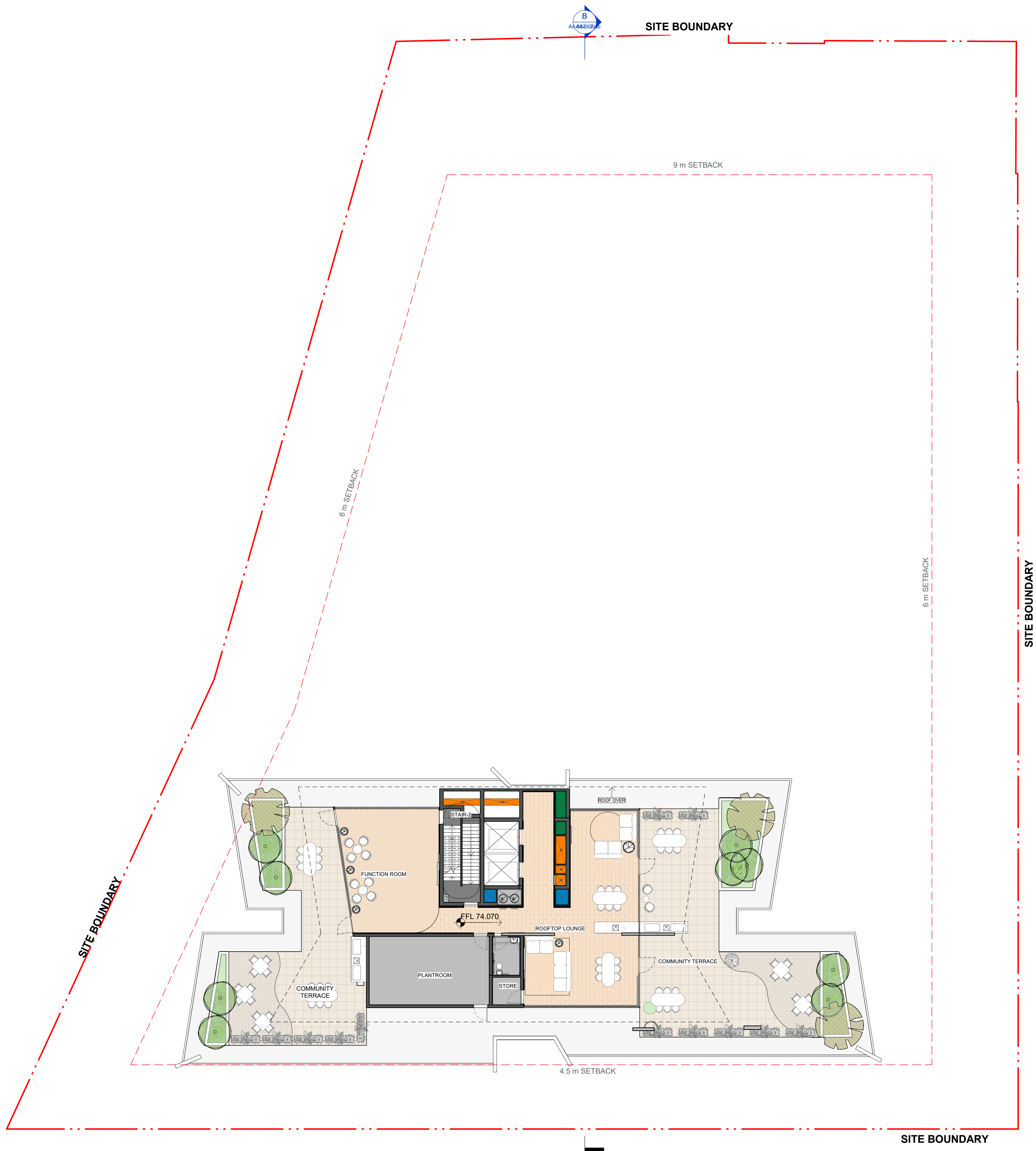
Marchese Partners International Pty Ltd
 Level 14, 46 Edward Street
 Brisbane, QLD 4000, Australia
 P +61 7 3211 2600 F +61 7 3211 0297
 E info@marchesepartners.com
 www.marchesepartners.com
 Sydney · Brisbane
 Melbourne · Adelaide · Perth · London
 Kuala Lumpur · Christchurch
 ABN 33 590 578 323

CLIENT
**GWH NATIONAL PARK
 PTY LTD**

PROJECT
**ONE
 NATIONAL PARK
 STREET, NEWCASTLE**


DRAWING TITLE
FLOOR PLAN - LEVEL 21

| SCALE | DATE | DRAWN | CHECKED |
|-------------|---------------|----------|---------|
| 1 : 150 @A1 | 18 April 2023 | AL | JW |
| JOB | DRAWING | REVISION | |
| 18022 | S455-A2-023 | Q | |



IMPORTANT NOTES:
 Do not scale from drawings. All dimensions to be checked on site before commencement of work. All discrepancies to be brought to the attention of the Architect. Larger scale drawings and written dimensions take preference. This drawing is copyright and the property of the author, and must not be retained, copied or used without the express authority of MARCHESE + PARTNERS INTERNATIONAL PTY. LTD.

S4.55 SUBMISSION



| REVISION | DATE | DESCRIPTION | BY |
|----------|-------------------|---------------------------|----|
| B | 15 June 2022 | Drawings for UDCG Meeting | JW |
| C | 19 July 2022 | DA ISSUE | JW |
| D | 02 August 2022 | S4.55 SUBMISSION | JW |
| E | 03 August 2022 | S4.55 SUBMISSION | JW |
| F | 09 August 2022 | S4.55 SUBMISSION | JW |
| G | 10 August 2022 | S4.55 SUBMISSION | JW |
| H | 30 September 2022 | S.455 SUBMISSION | JW |
| J | 07 October 2022 | S.455 SUBMISSION | JW |
| K | 14 October 2022 | S.455 SUBMISSION | JW |
| L | 03 February 2023 | RFI ISSUE - Review Set | JW |
| M | 21 February 2023 | RFI ISSUE - Review Set | JW |
| N | 24 February 2023 | RFI ISSUE - Review Set | JW |
| P | 27 February 2023 | RFI ISSUE | JW |
| Q | 18 April 2023 | ADDITIONAL RFI ISSUE | IC |



marchese partners

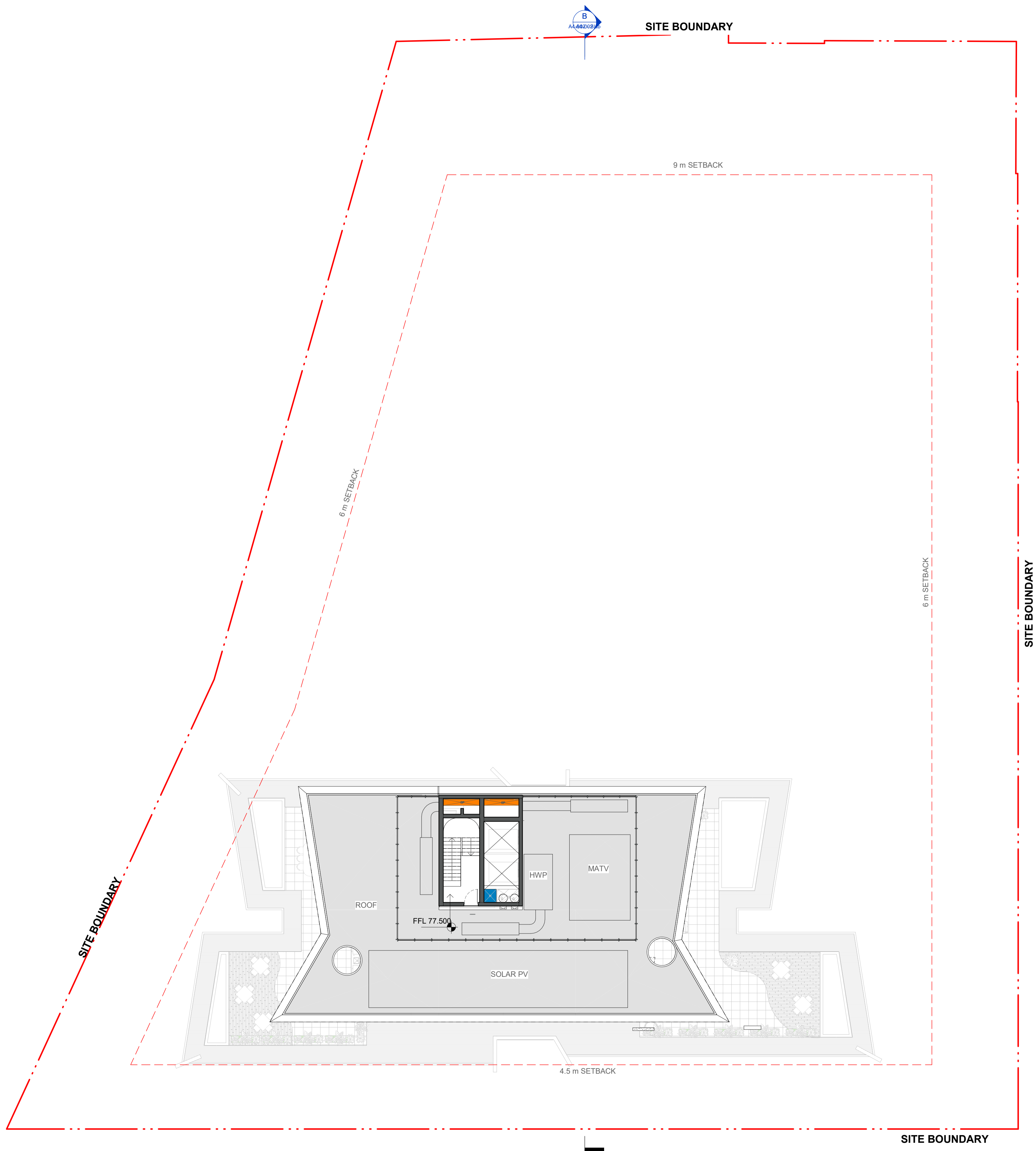
Marchese Partners International Pty Ltd
 Level 14, 46 Edward Street
 Brisbane, QLD 4000, Australia
 P +61 7 3211 2600 F +61 7 3211 0297
 E info@marchesepartners.com
 www.marchesepartners.com
 Sydney · Brisbane
 Melbourne · Adelaide · Perth · London
 Kuala Lumpur · Christchurch
 ABN 33 590 578 323

CLIENT
GWH NATIONAL PARK PTY LTD

PROJECT
ONE NATIONAL PARK STREET, NEWCASTLE


DRAWING TITLE
FLOOR PLAN - LEVEL ROOF

| SCALE | DATE | DRAWN | CHECKED |
|-------------|---------------|----------|---------|
| 1 : 150 @A1 | 18 April 2023 | AL | JW |
| JOB | DRAWING | REVISION | |
| 18022 | S455-A2-024 | Q | |



IMPORTANT NOTES:
 Do not scale from drawings. All dimensions to be checked on site before commencement of work. All discrepancies to be brought to the attention of the Architect. Larger scale drawings and written dimensions take preference. This drawing is copyright and the property of the author, and must not be retained, copied or used without the express authority of MARCHESE + PARTNERS INTERNATIONAL PTY. LTD.

S4.55 SUBMISSION



| REVISION | DATE | DESCRIPTION | BY |
|----------|-------------------|------------------------|----|
| B | 19 July 2022 | DA ISSUE | JW |
| C | 02 August 2022 | S4.55 SUBMISSION | JW |
| D | 03 August 2022 | S4.55 SUBMISSION | JW |
| E | 09 August 2022 | S4.55 SUBMISSION | JW |
| F | 10 August 2022 | S4.55 SUBMISSION | JW |
| G | 30 September 2022 | S.455 SUBMISSION | JW |
| H | 07 October 2022 | S.455 SUBMISSION | JW |
| J | 14 October 2022 | S.455 SUBMISSION | JW |
| K | 03 February 2023 | RFI ISSUE - Review Set | JW |
| L | 21 February 2023 | RFI ISSUE - Review Set | JW |
| M | 24 February 2023 | RFI ISSUE - Review Set | JW |
| N | 27 February 2023 | RFI ISSUE | JW |
| P | 18 April 2023 | ADDITIONAL RFI ISSUE | IC |



marchese partners

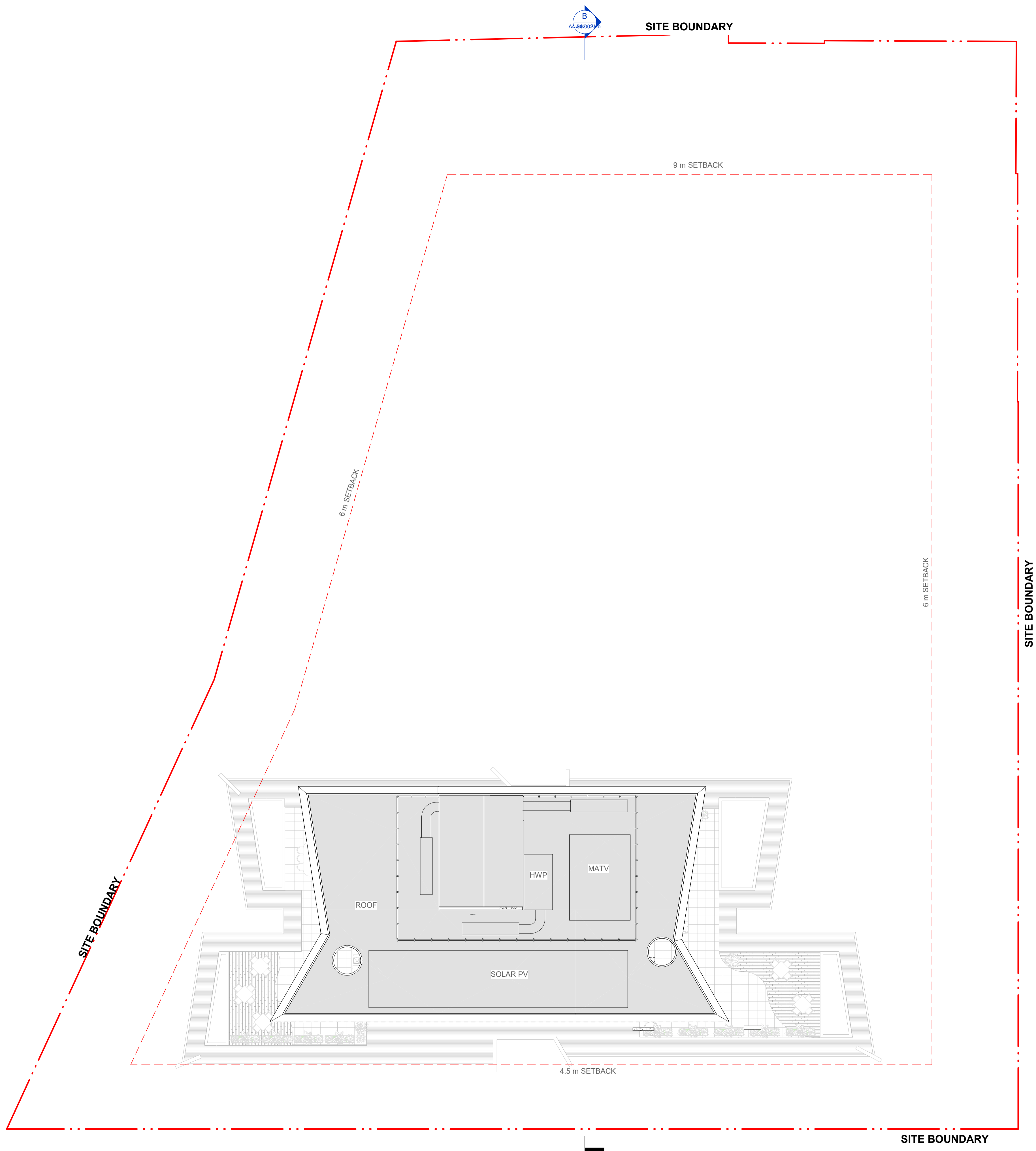
Marchese Partners International Pty Ltd
 Level 14, 46 Edward Street
 Brisbane, QLD 4000, Australia
 P +61 7 3211 2600 F +61 7 3211 0297
 E info@marchesepartners.com
 www.marchesepartners.com
 Sydney · Brisbane
 Melbourne · Adelaide · Perth · London
 Kuala Lumpur · Christchurch
 ABN 33 590 578 323

CLIENT
GWH NATIONAL PARK PTY LTD

PROJECT
ONE NATIONAL PARK STREET, NEWCASTLE


DRAWING TITLE
FLOOR PLAN - ROOF_LIFT OVERRUN

| SCALE | DATE | DRAWN | CHECKED |
|-------------|---------------|----------|---------|
| 1 : 150 @A1 | 18 April 2023 | AL | JW |
| JOB | DRAWING | REVISION | |
| 18022 | S455-A2-025 | P | |



IMPORTANT NOTES:
 Do not scale from drawings. All dimensions to be checked on site before commencement of work. All discrepancies to be brought to the attention of the Architect. Larger scale drawings and written dimensions take preference. This drawing is copyright and the property of the author, and must not be retained, copied or used without the express authority of MARCHESE + PARTNERS INTERNATIONAL PTY. LTD.

S4.55 SUBMISSION



| REVISION | DATE | DESCRIPTION | BY |
|----------|------------------|------------------------|----|
| A | 21 February 2023 | RFI ISSUE - Review Set | JW |
| B | 24 February 2023 | RFI ISSUE - Review Set | JW |
| C | 27 February 2023 | RFI ISSUE | JW |
| D | 18 April 2023 | ADDITIONAL RFI ISSUE | IC |



marchese partners

Marchese Partners International Pty Ltd
 Level 14, 46 Edward Street
 Brisbane, QLD 4000, Australia
 P +61 7 3211 2600 F +61 7 3211 0297
 E info@marchesepartners.com
 www.marchesepartners.com
 Sydney · Brisbane
 Melbourne · Adelaide · Perth · London
 Kuala Lumpur · Christchurch
 ABN 33 590 578 323

CLIENT
**GWH NATIONAL PARK
 PTY LTD**

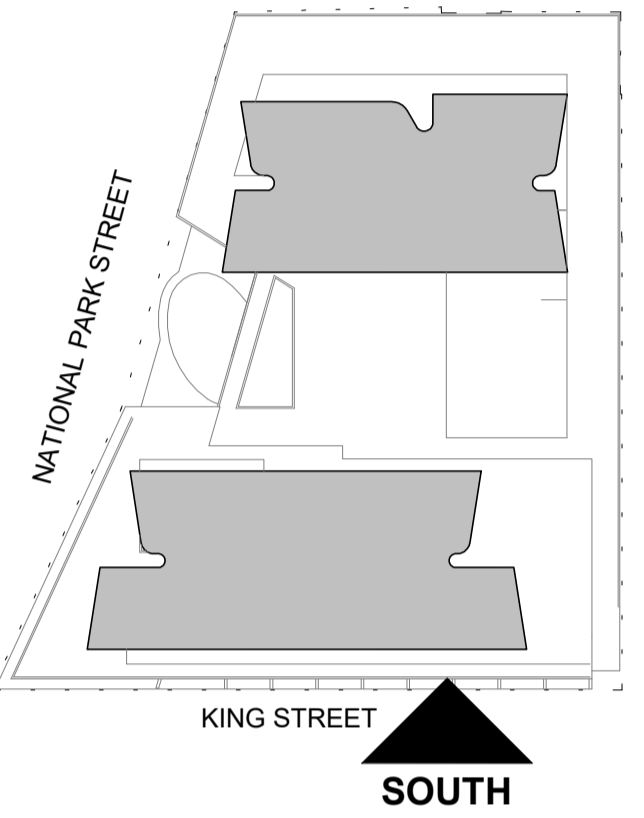
PROJECT
**ONE
 NATIONAL PARK
 STREET, NEWCASTLE**

DRAWING TITLE
**FLOOR PLAN -
 ROOF_LIFT OVERRUN**

| SCALE | DATE | DRAWN | CHECKED |
|-------------|---------------|----------|---------|
| 1 : 150 @A1 | 18 April 2023 | AL | JW |
| JOB | DRAWING | REVISION | |
| 18022 | S455-A2-026 | D | |

IMPORTANT NOTES:
Do not scale from drawings. All dimensions to be checked on site before commencement of work. All discrepancies to be brought to the attention of the Architect. Larger scale drawings and written dimensions take preference. This drawing is copyright and the property of the author, and must not be retained, copied or used without the express authority of MARCHESE + PARTNERS INTERNATIONAL PTY. LTD.

S4.55 SUBMISSION



| REVISION | DATE | DESCRIPTION | BY |
|----------|-------------------|---------------------------|----|
| B | 15 June 2022 | Drawings for UDCG Meeting | JW |
| C | 19 July 2022 | DA ISSUE | JW |
| D | 02 August 2022 | S4.55 SUBMISSION | JW |
| E | 03 August 2022 | S4.55 SUBMISSION | JW |
| F | 09 August 2022 | S4.55 SUBMISSION | JW |
| G | 10 August 2022 | S4.55 SUBMISSION | JW |
| H | 30 September 2022 | S.455 SUBMISSION | JW |
| J | 07 October 2022 | S.455 SUBMISSION | JW |
| K | 14 October 2022 | S.455 SUBMISSION | JW |
| L | 03 February 2023 | RFI ISSUE - Review Set | JW |
| M | 21 February 2023 | RFI ISSUE - Review Set | JW |
| N | 24 February 2023 | RFI ISSUE - Review Set | JW |
| P | 27 February 2023 | RFI ISSUE | JW |
| Q | 18 April 2023 | ADDITIONAL RFI ISSUE | IC |



marchese partners


Marchese Partners International Pty Ltd
Level 14, 46 Edward Street
Brisbane, QLD 4000, Australia
P +61 7 3211 2600 F +61 7 3211 0297
E info@marchesepartners.com
www.marchesepartners.com
Sydney · Brisbane
Melbourne · Adelaide · Perth · London
Kuala Lumpur · Chistchurch
ABN 33 590 578 323

CLIENT
**GWH NATIONAL PARK
PTY LTD**

PROJECT
**ONE
NATIONAL PARK
STREET, NEWCASTLE**

DRAWING TITLE
SOUTH ELEVATION

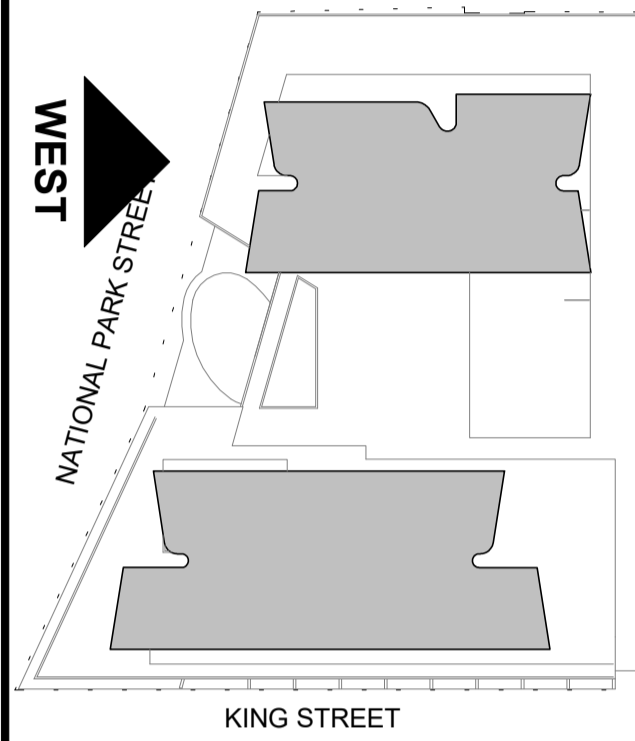
| SCALE | DATE | DRAWN | CHECKED |
|------------------|---------------|----------|---------|
| As indicated @A1 | 18 April 2023 | AL | JW |
| JOB | DRAWING | REVISION | |
| 18022 | S455-A3-001 | Q | |





IMPORTANT NOTES:
Do not scale from drawings. All dimensions to be checked on site before commencement of work. All discrepancies to be brought to the attention of the Architect. Larger scale drawings and written dimensions take preference. This drawing is copyright and the property of the author, and must not be retained, copied or used without the express authority of MARCHESE + PARTNERS INTERNATIONAL PTY. LTD.

S4.55 SUBMISSION



| REVISION | DATE | DESCRIPTION | BY |
|----------|-------------------|---------------------------|----|
| B | 15 June 2022 | Drawings for UDCG Meeting | JW |
| C | 19 July 2022 | DA ISSUE | JW |
| D | 02 August 2022 | S4.55 SUBMISSION | JW |
| E | 03 August 2022 | S4.55 SUBMISSION | JW |
| F | 09 August 2022 | S4.55 SUBMISSION | JW |
| G | 10 August 2022 | S4.55 SUBMISSION | JW |
| H | 30 September 2022 | S.455 SUBMISSION | JW |
| I | 07 October 2022 | S.455 SUBMISSION | JW |
| J | 14 October 2022 | S.455 SUBMISSION | JW |
| K | 03 February 2023 | RFI ISSUE - Review Set | JW |
| L | 21 February 2023 | RFI ISSUE - Review Set | JW |
| M | 24 February 2023 | RFI ISSUE - Review Set | JW |
| N | 27 February 2023 | RFI ISSUE | JW |
| O | 18 April 2023 | ADDITIONAL RFI ISSUE | IC |



marchese partners

Marchese Partners International Pty Ltd
Level 14, 46 Edward Street
Brisbane, QLD 4000, Australia
P +61 7 3211 2600 F +61 7 3211 0297
E info@marchesepartners.com
www.marchesepartners.com
Sydney · Brisbane
Melbourne · Adelaide · Perth · London
Kuala Lumpur · Christchurch
ABN 33 590 578 323

CLIENT
GWH NATIONAL PARK PTY LTD

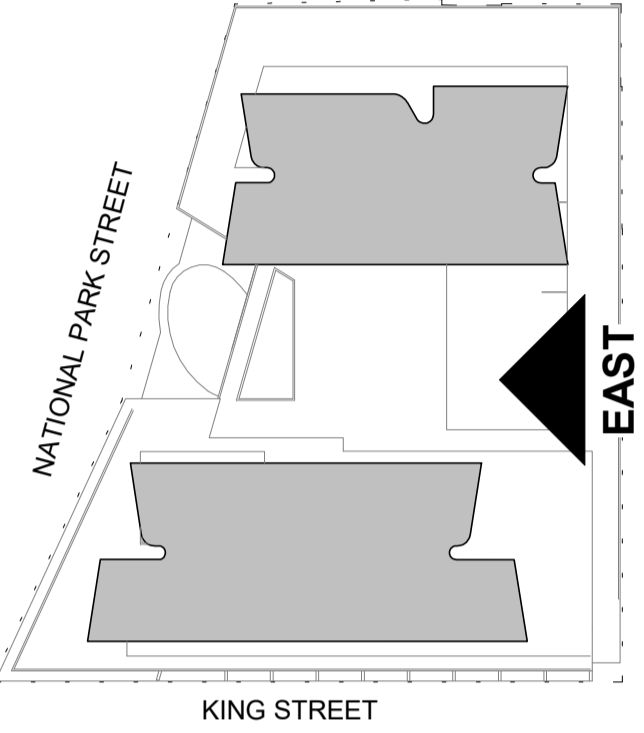
PROJECT
ONE NATIONAL PARK STREET, NEWCASTLE

DRAWING TITLE
WEST ELEVATION

| SCALE | DATE | DRAWN | CHECKED |
|------------------|---------------|----------|---------|
| As indicated @A1 | 18 April 2023 | AL | JW |
| JOB | DRAWING | REVISION | |
| 18022 | S455-A3-002 | Q | |

IMPORTANT NOTES:
 Do not scale from drawings. All dimensions to be checked on site before commencement of work. All discrepancies to be brought to the attention of the Architect. Larger scale drawings and written dimensions take preference. This drawing is copyright and the property of the author, and must not be retained, copied or used without the express authority of MARCHESE + PARTNERS INTERNATIONAL PTY. LTD.

S4.55 SUBMISSION



| REVISION | DATE | DESCRIPTION | BY |
|----------|-------------------|---------------------------|----|
| B | 15 June 2022 | Drawings for UDCG Meeting | JW |
| C | 19 July 2022 | DA ISSUE | JW |
| D | 02 August 2022 | S4.55 SUBMISSION | JW |
| E | 03 August 2022 | S4.55 SUBMISSION | JW |
| F | 09 August 2022 | S4.55 SUBMISSION | JW |
| G | 10 August 2022 | S4.55 SUBMISSION | JW |
| H | 30 September 2022 | S.455 SUBMISSION | JW |
| I | 07 October 2022 | S.455 SUBMISSION | JW |
| J | 14 October 2022 | S.455 SUBMISSION | JW |
| K | 03 February 2023 | RFI ISSUE - Review Set | JW |
| L | 21 February 2023 | RFI ISSUE - Review Set | JW |
| M | 24 February 2023 | RFI ISSUE - Review Set | JW |
| N | 27 February 2023 | RFI ISSUE | JW |
| O | 18 April 2023 | ADDITIONAL RFI ISSUE | IC |



marchese partners

Marchese Partners International Pty Ltd
 Level 14, 46 Edward Street
 Brisbane, QLD 4000, Australia
 P +61 7 3211 2600 F +61 7 3211 0297
 E info@marchesepartners.com
 www.marchesepartners.com
 Sydney · Brisbane
 Melbourne · Adelaide · Perth · London
 Kuala Lumpur · Christchurch
 ABN 33 590 578 323

CLIENT
GWH NATIONAL PARK PTY LTD


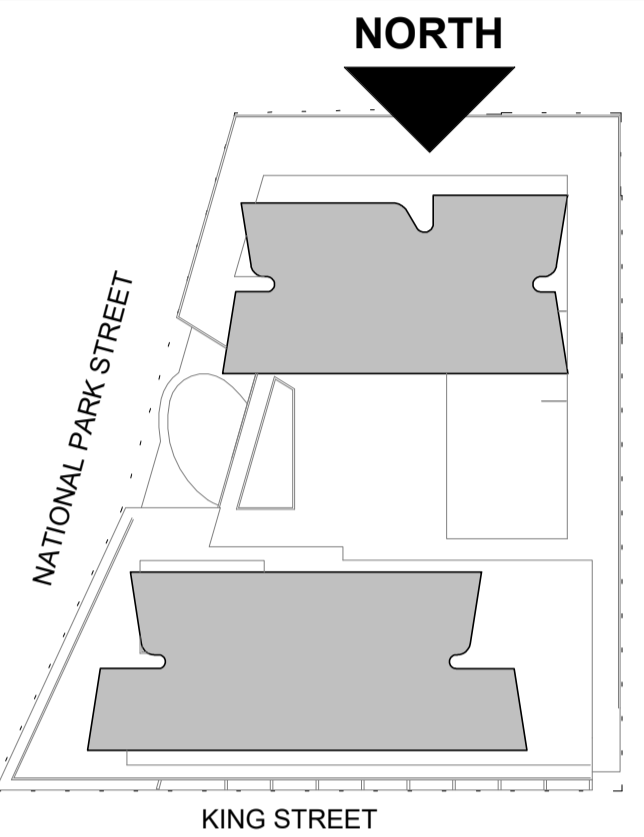
PROJECT
ONE NATIONAL PARK STREET, NEWCASTLE

DRAWING TITLE
EAST ELEVATION

| SCALE | DATE | DRAWN | CHECKED |
|------------------|---------------|----------|---------|
| As indicated @A1 | 18 April 2023 | AL | JW |
| JOB | DRAWING | REVISION | |
| 18022 | S455-A3-003 | Q | |

IMPORTANT NOTES:
Do not scale from drawings. All dimensions to be checked on site before commencement of work. All discrepancies to be brought to the attention of the Architect. Larger scale drawings and written dimensions take preference. This drawing is copyright and the property of the author, and must not be retained, copied or used without the express authority of MARCHESE + PARTNERS INTERNATIONAL PTY. LTD.

S4.55 SUBMISSION



| REVISION | DATE | DESCRIPTION | BY |
|----------|-------------------|---------------------------|----|
| B | 15 June 2022 | Drawings for UDCG Meeting | JW |
| C | 19 July 2022 | DA ISSUE | JW |
| D | 02 August 2022 | S4.55 SUBMISSION | JW |
| E | 03 August 2022 | S4.55 SUBMISSION | JW |
| F | 09 August 2022 | S4.55 SUBMISSION | JW |
| G | 10 August 2022 | S4.55 SUBMISSION | JW |
| H | 30 September 2022 | S.455 SUBMISSION | JW |
| J | 07 October 2022 | S.455 SUBMISSION | JW |
| K | 14 October 2022 | S.455 SUBMISSION | JW |
| L | 03 February 2023 | RFI ISSUE - Review Set | JW |
| M | 21 February 2023 | RFI ISSUE - Review Set | JW |
| N | 24 February 2023 | RFI ISSUE - Review Set | JW |
| P | 27 February 2023 | RFI ISSUE | JW |
| Q | 18 April 2023 | ADDITIONAL RFI ISSUE | IC |



marchese
partners

Marchese Partners International Pty Ltd
Level 14, 46 Edward Street
Brisbane, QLD 4000, Australia
P +61 7 3211 2600 F +61 7 3211 0297
E info@marchesepartners.com
www.marchesepartners.com
Sydney · Brisbane
Melbourne · Adelaide · Perth · London
Kuala Lumpur · Chistchurch
ABN 33 590 578 323

CLIENT
**GWH NATIONAL PARK
PTY LTD**

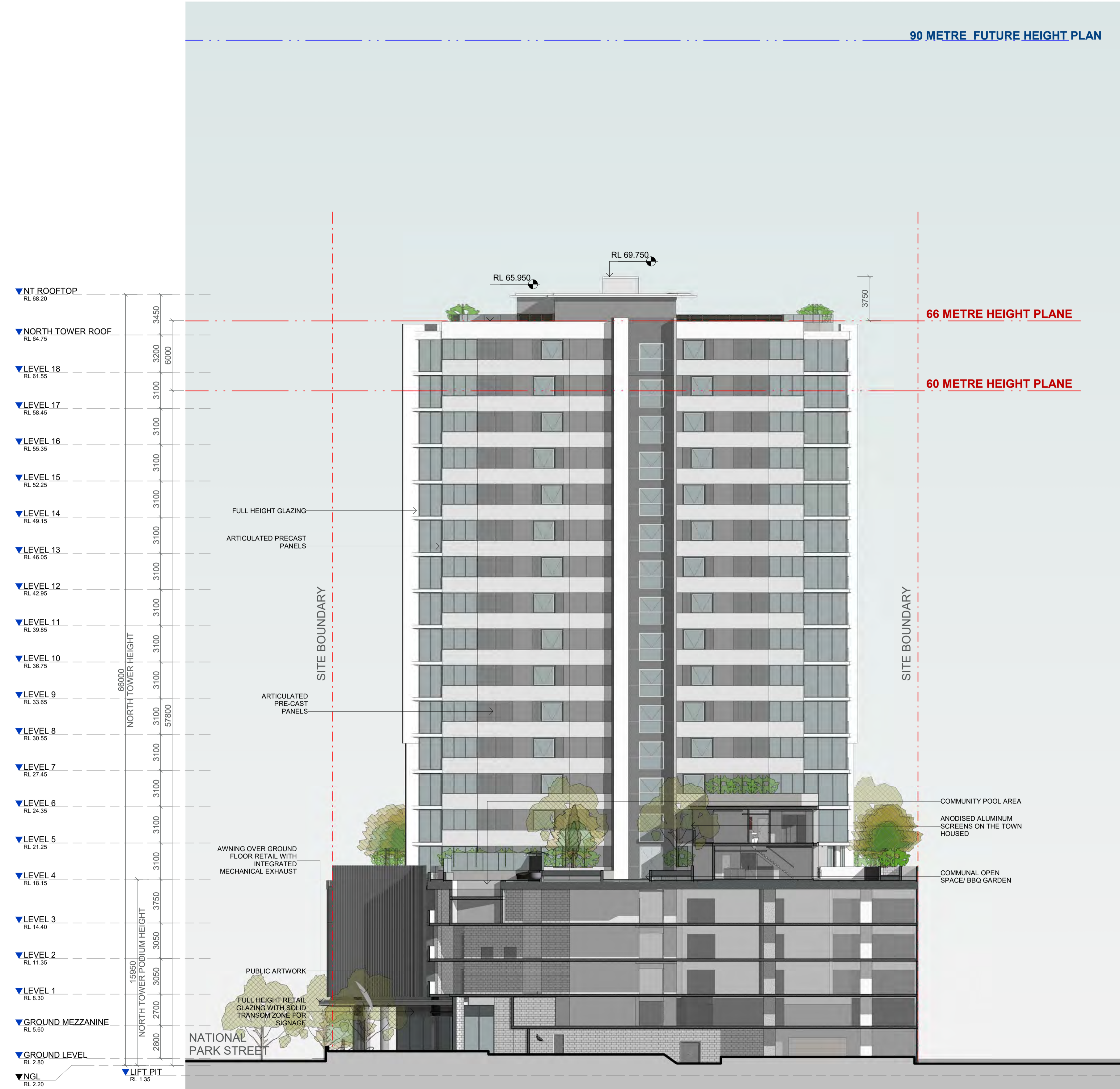
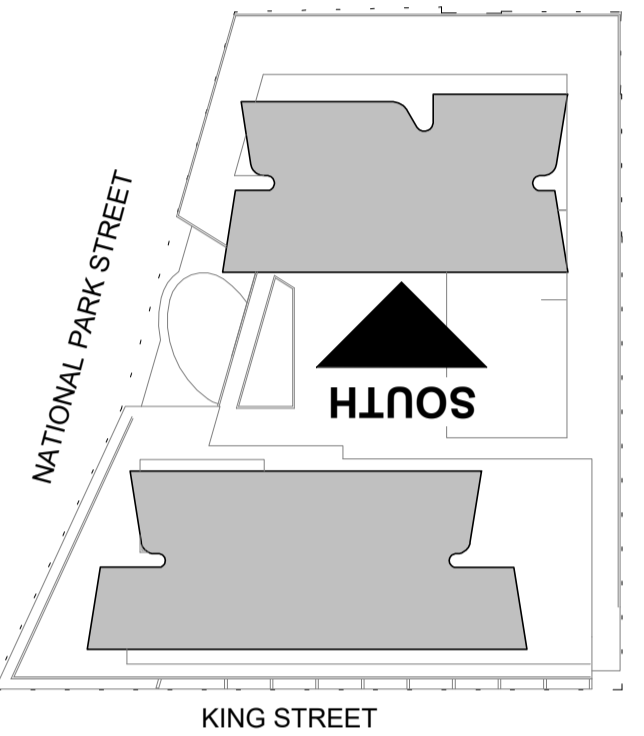
PROJECT
**ONE
NATIONAL PARK
STREET, NEWCASTLE**

DRAWING TITLE
NORTH ELEVATION

| SCALE | DATE | DRAWN | CHECKED |
|---------------------|---------------|----------|---------|
| As indicated @A1 | 18 April 2023 | AL | JW |
| JOB | DRAWING | REVISION | |
| 18022 | S455-A3-004 | Q | |

IMPORTANT NOTES:
 Do not scale from drawings. All dimensions to be checked on site before commencement of work. All discrepancies to be brought to the attention of the Architect. Larger scale drawings and written dimensions take preference. This drawing is copyright and the property of the author, and must not be retained, copied or used without the express authority of MARCHESE + PARTNERS INTERNATIONAL PTY. LTD.

S4.55 SUBMISSION



| Level | RL | Height |
|------------------|----------|--------|
| NT ROOFTOP | RL 68.20 | |
| NORTH TOWER ROOF | RL 64.75 | 3450 |
| LEVEL 18 | RL 61.55 | 3200 |
| LEVEL 17 | RL 58.45 | 3100 |
| LEVEL 16 | RL 55.35 | 3100 |
| LEVEL 15 | RL 52.25 | 3100 |
| LEVEL 14 | RL 49.15 | 3100 |
| LEVEL 13 | RL 46.05 | 3100 |
| LEVEL 12 | RL 42.95 | 3100 |
| LEVEL 11 | RL 39.85 | 3100 |
| LEVEL 10 | RL 36.75 | 3100 |
| LEVEL 9 | RL 33.65 | 3100 |
| LEVEL 8 | RL 30.55 | 3100 |
| LEVEL 7 | RL 27.45 | 3100 |
| LEVEL 6 | RL 24.35 | 3100 |
| LEVEL 5 | RL 21.25 | 3100 |
| LEVEL 4 | RL 18.15 | 3100 |
| LEVEL 3 | RL 14.40 | 3750 |
| LEVEL 2 | RL 11.35 | 3050 |
| LEVEL 1 | RL 8.30 | 3050 |
| GROUND MEZZANINE | RL 5.60 | 2700 |
| GROUND LEVEL | RL 2.80 | 2800 |
| NGL | RL 2.20 | |
| LIFT PIT | RL 1.35 | |

| REVISION | DATE | DESCRIPTION | BY |
|----------|-------------------|---------------------------|----|
| B | 15 June 2022 | Drawings for UDCG Meeting | JW |
| C | 19 July 2022 | DA ISSUE | JW |
| D | 02 August 2022 | S4.55 SUBMISSION | JW |
| E | 03 August 2022 | S4.55 SUBMISSION | JW |
| F | 09 August 2022 | S4.55 SUBMISSION | JW |
| G | 10 August 2022 | S4.55 SUBMISSION | JW |
| H | 30 September 2022 | S.455 SUBMISSION | JW |
| J | 07 October 2022 | S.455 SUBMISSION | JW |
| K | 14 October 2022 | S.455 SUBMISSION | JW |
| L | 03 February 2023 | RFI ISSUE - Review Set | JW |
| M | 21 February 2023 | RFI ISSUE - Review Set | JW |
| N | 24 February 2023 | RFI ISSUE - Review Set | JW |
| P | 27 February 2023 | RFI ISSUE | JW |
| Q | 18 April 2023 | ADDITIONAL RFI ISSUE | IC |



marchese partners

Marchese Partners International Pty Ltd
 Level 14, 46 Edward Street
 Brisbane, QLD 4000, Australia
 P +61 7 3211 2600 F +61 7 3211 0297
 E info@marchesepartners.com
 www.marchesepartners.com
 Sydney · Brisbane
 Melbourne · Adelaide · Perth · London
 Kuala Lumpur · Christchurch
 ABN 33 590 578 323

CLIENT
**GWH NATIONAL PARK
 PTY LTD**

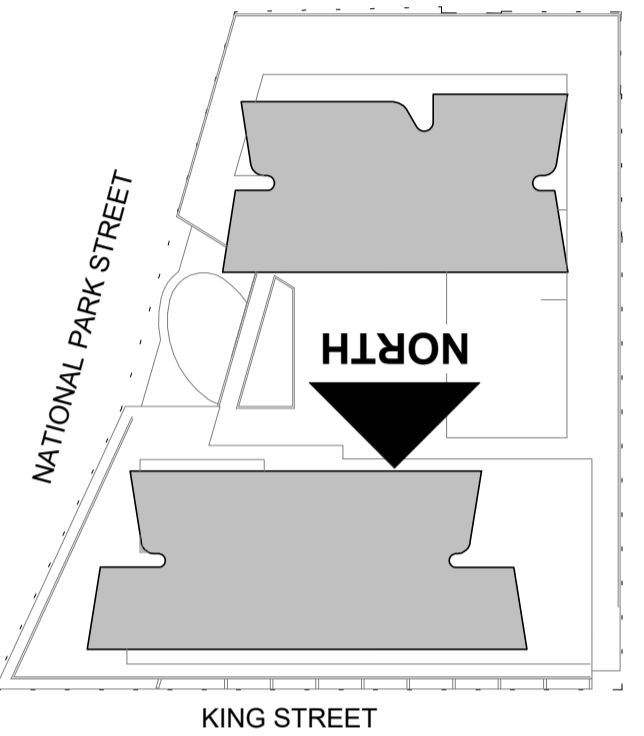
PROJECT
**ONE
 NATIONAL PARK
 STREET, NEWCASTLE**

DRAWING TITLE
**SOUTH ELEVATION -
 NORTH TOWER**

| SCALE | DATE | DRAWN | CHECKED |
|------------------|---------------|----------|---------|
| As indicated @A1 | 18 April 2023 | AL | JW |
| JOB | DRAWING | REVISION | |
| 18022 | S455-A3-005 | | Q |

IMPORTANT NOTES:
Do not scale from drawings. All dimensions to be checked on site before commencement of work. All discrepancies to be brought to the attention of the Architect. Larger scale drawings and written dimensions take preference. This drawing is copyright and the property of the author, and must not be retained, copied or used without the express authority of MARCHESE + PARTNERS INTERNATIONAL PTY. LTD.

S4.55 SUBMISSION



| LEVEL | RL | HEIGHT |
|------------------|----------|--------|
| ST ROOFTOP | RL 77.50 | |
| SOUTH TOWER ROOF | RL 74.05 | 3450 |
| LEVEL 21 | RL 70.85 | 3200 |
| LEVEL 20 | RL 67.75 | 3100 |
| LEVEL 19 | RL 64.65 | 3100 |
| LEVEL 18 | RL 61.55 | 3100 |
| LEVEL 17 | RL 58.45 | 3100 |
| LEVEL 16 | RL 55.35 | 3100 |
| LEVEL 15 | RL 52.25 | 3100 |
| LEVEL 14 | RL 49.15 | 3100 |
| LEVEL 13 | RL 46.05 | 3100 |
| LEVEL 12 | RL 42.95 | 3100 |
| LEVEL 11 | RL 39.85 | 3100 |
| LEVEL 10 | RL 36.75 | 3100 |
| LEVEL 9 | RL 33.65 | 3100 |
| LEVEL 8 | RL 30.55 | 3100 |
| LEVEL 7 | RL 27.45 | 3100 |
| LEVEL 6 | RL 24.35 | 3100 |
| LEVEL 5 | RL 21.25 | 3100 |
| LEVEL 4 | RL 18.15 | 3100 |
| LEVEL 3 | RL 14.40 | 3750 |
| LEVEL 2 | RL 11.35 | 3050 |
| LEVEL 1 | RL 8.30 | 3050 |
| GROUND MEZZANINE | RL 5.60 | 2700 |
| GROUND LEVEL | RL 2.80 | 2800 |
| NGL | RL 2.20 | |
| LIFT PIT | RL 1.35 | |



| REVISION | DATE | DESCRIPTION | BY |
|----------|-------------------|---------------------------|----|
| B | 15 June 2022 | Drawings for UDCG Meeting | JW |
| C | 19 July 2022 | DA ISSUE | JW |
| D | 02 August 2022 | S4.55 SUBMISSION | JW |
| E | 03 August 2022 | S4.55 SUBMISSION | JW |
| F | 09 August 2022 | S4.55 SUBMISSION | JW |
| G | 10 August 2022 | S4.55 SUBMISSION | JW |
| H | 30 September 2022 | S.455 SUBMISSION | JW |
| J | 07 October 2022 | S.455 SUBMISSION | JW |
| K | 14 October 2022 | S.455 SUBMISSION | JW |
| L | 03 February 2023 | RFI ISSUE - Review Set | JW |
| M | 21 February 2023 | RFI ISSUE - Review Set | JW |
| N | 24 February 2023 | RFI ISSUE - Review Set | JW |
| P | 27 February 2023 | RFI ISSUE | JW |
| Q | 18 April 2023 | ADDITIONAL RFI ISSUE | IC |



marchese
partners

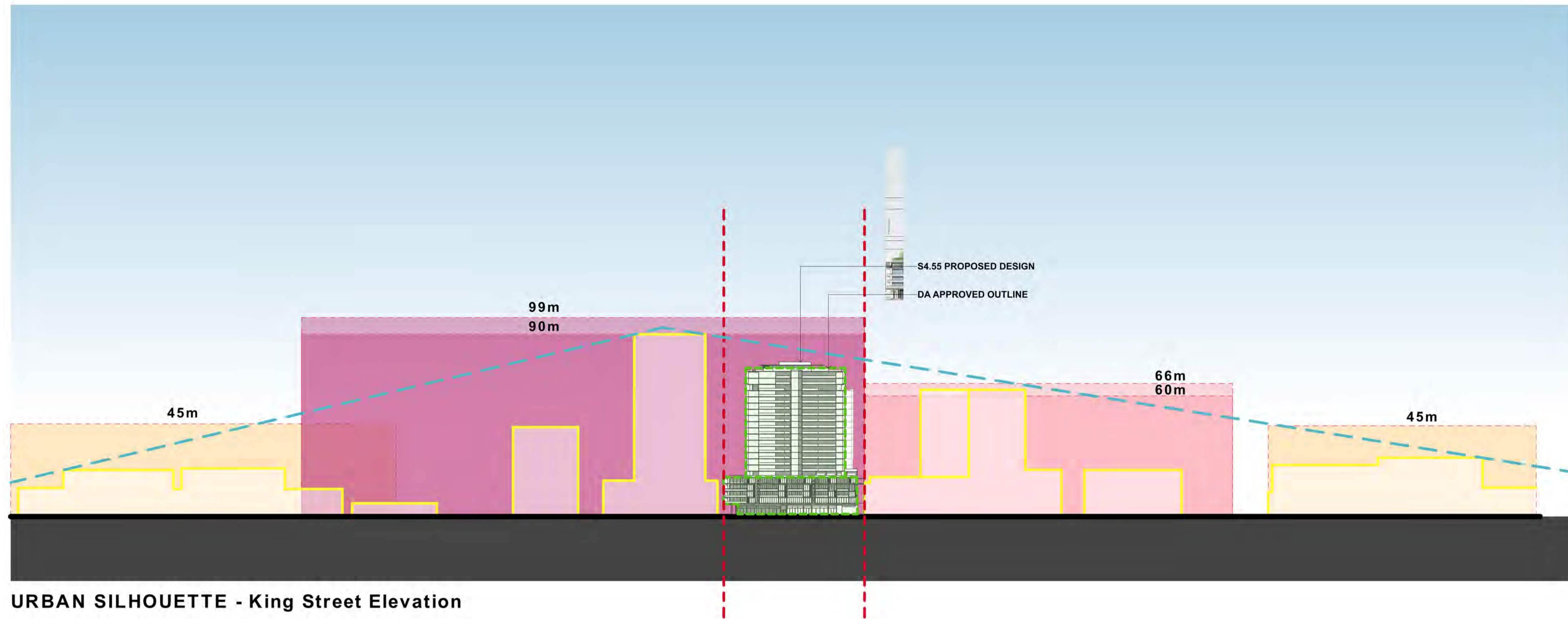
Marchese Partners International Pty Ltd
Level 14, 46 Edward Street
Brisbane, QLD 4000, Australia
P +61 7 3211 2600 F +61 7 3211 0297
E info@marchesepartners.com
www.marchesepartners.com
Sydney · Brisbane
Melbourne · Adelaide · Perth · London
Kuala Lumpur · Christchurch
ABN 33 590 578 323

CLIENT
**GWH NATIONAL PARK
PTY LTD**

PROJECT
**ONE
NATIONAL PARK
STREET, NEWCASTLE**

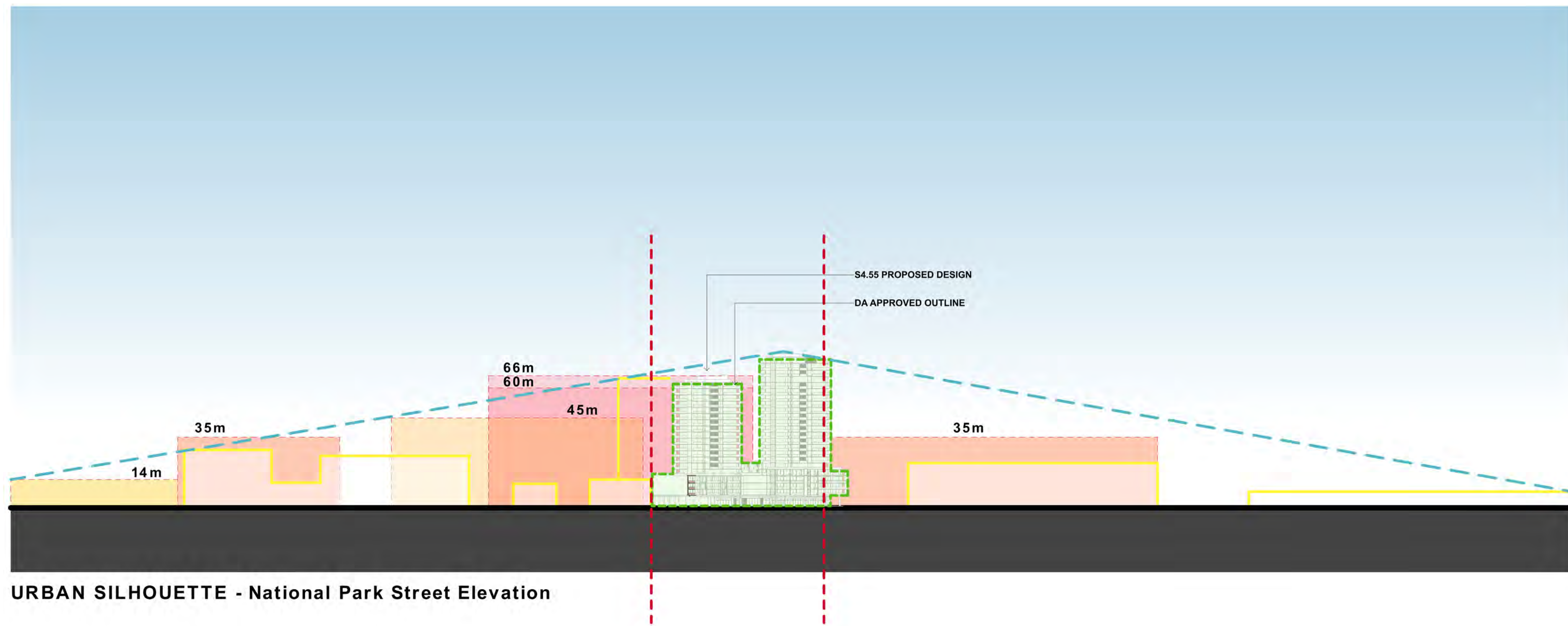
DRAWING TITLE
**NORTH ELEVATION -
SOUTH TOWER**

| SCALE | DATE | DRAWN | CHECKED |
|---------------------|---------------|----------|---------|
| As indicated @A1 | 18 April 2023 | AL | JW |
| JOB | DRAWING | REVISION | |
| 18022 | S455-A3-006 | Q | |



URBAN SILHOUETTE - King Street Elevation

- LEGEND**
- Site
 - Built Profile
 - - - DA Approved Outline
 - 90-99m
 - 60-66m
 - 45m



URBAN SILHOUETTE - National Park Street Elevation

- LEGEND**
- Site
 - Built Profile
 - - - DA Approved Outline
 - 90-99m
 - 60-66m
 - 45m

IMPORTANT NOTES:
 Do not scale from drawings. All dimensions to be checked on site before commencement of work. All discrepancies to be brought to the attention of the Architect. Larger scale drawings and written dimensions take preference. This drawing is copyright and the property of the author, and must not be retained, copied or used without the express authority of MARCHESE + PARTNERS INTERNATIONAL PTY. LTD.

S4.55 SUBMISSION

| REVISION | DATE | DESCRIPTION | BY |
|----------|------------------|------------------------|----|
| A | 10 August 2022 | S4.55 SUBMISSION | JW |
| B | 07 October 2022 | S.455 SUBMISSION | JW |
| C | 14 October 2022 | S.455 SUBMISSION | JW |
| D | 03 February 2023 | RFI ISSUE - Review Set | JW |
| E | 21 February 2023 | RFI ISSUE - Review Set | JW |
| F | 24 February 2023 | RFI ISSUE - Review Set | JW |
| G | 27 February 2023 | RFI ISSUE | JW |
| H | 18 April 2023 | ADDITIONAL RFI ISSUE | IC |



marchese partners

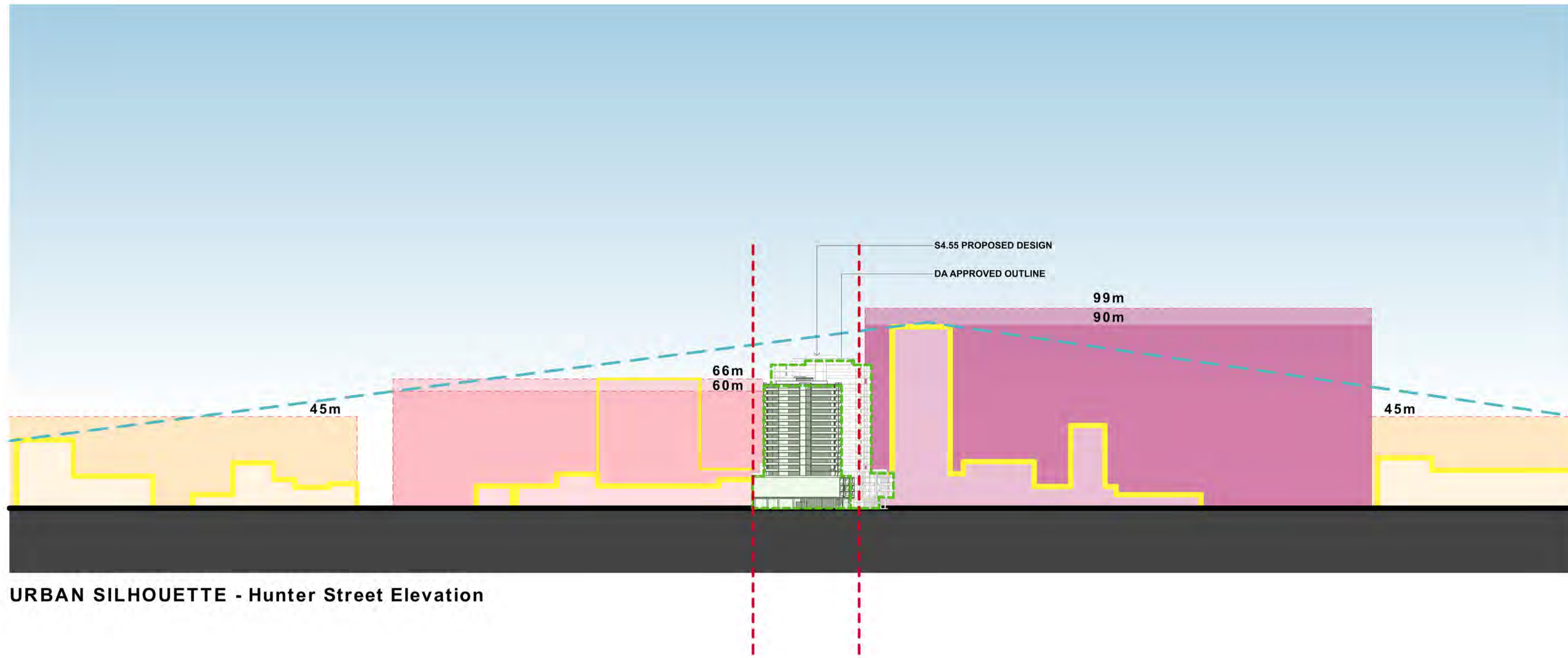
Marchese Partners International Pty Ltd
 Level 14, 46 Edward Street
 Brisbane, QLD 4000, Australia
 P +61 7 3211 2600 F +61 7 3211 0297
 E info@marchesepartners.com
 www.marchesepartners.com
 Sydney · Brisbane
 Melbourne · Adelaide · Perth · London
 Kuala Lumpur · Christchurch
 ABN 33 590 578 323

CLIENT
GWH NATIONAL PARK PTY LTD

PROJECT
ONE NATIONAL PARK STREET, NEWCASTLE

DRAWING TITLE
MATERIALITY - CONTEXT ELEVATIONS

| SCALE | DATE | DRAWN | CHECKED |
|---------|---------------|----------|---------|
| 1:1 @A1 | 18 April 2023 | CKDS | SC |
| JOB | DRAWING | REVISION | |
| 18022 | S455-A3-010 | H | |



URBAN SILHOUETTE - Hunter Street Elevation

LEGEND

- - - Site
- Built Profile
- - - DA Approved Outline
- 90-99m
- 60-66m
- 45m

IMPORTANT NOTES:
 Do not scale from drawings. All dimensions to be checked on site before commencement of work. All discrepancies to be brought to the attention of the Architect. Larger scale drawings and written dimensions take preference. This drawing is copyright and the property of the author, and must not be retained, copied or used without the express authority of MARCHESE + PARTNERS INTERNATIONAL PTY. LTD.

**S4.55
SUBMISSION**

| REVISION | DATE | DESCRIPTION | BY |
|----------|------------------|------------------------|----|
| A | 10 August 2022 | S4.55 SUBMISSION | JW |
| B | 07 October 2022 | S.455 SUBMISSION | JW |
| C | 14 October 2022 | S.455 SUBMISSION | JW |
| D | 03 February 2023 | RFI ISSUE - Review Set | JW |
| E | 21 February 2023 | RFI ISSUE - Review Set | JW |
| F | 24 February 2023 | RFI ISSUE - Review Set | JW |
| G | 27 February 2023 | RFI ISSUE | JW |
| H | 18 April 2023 | ADDITIONAL RFI ISSUE | IC |



**marchese
partners**

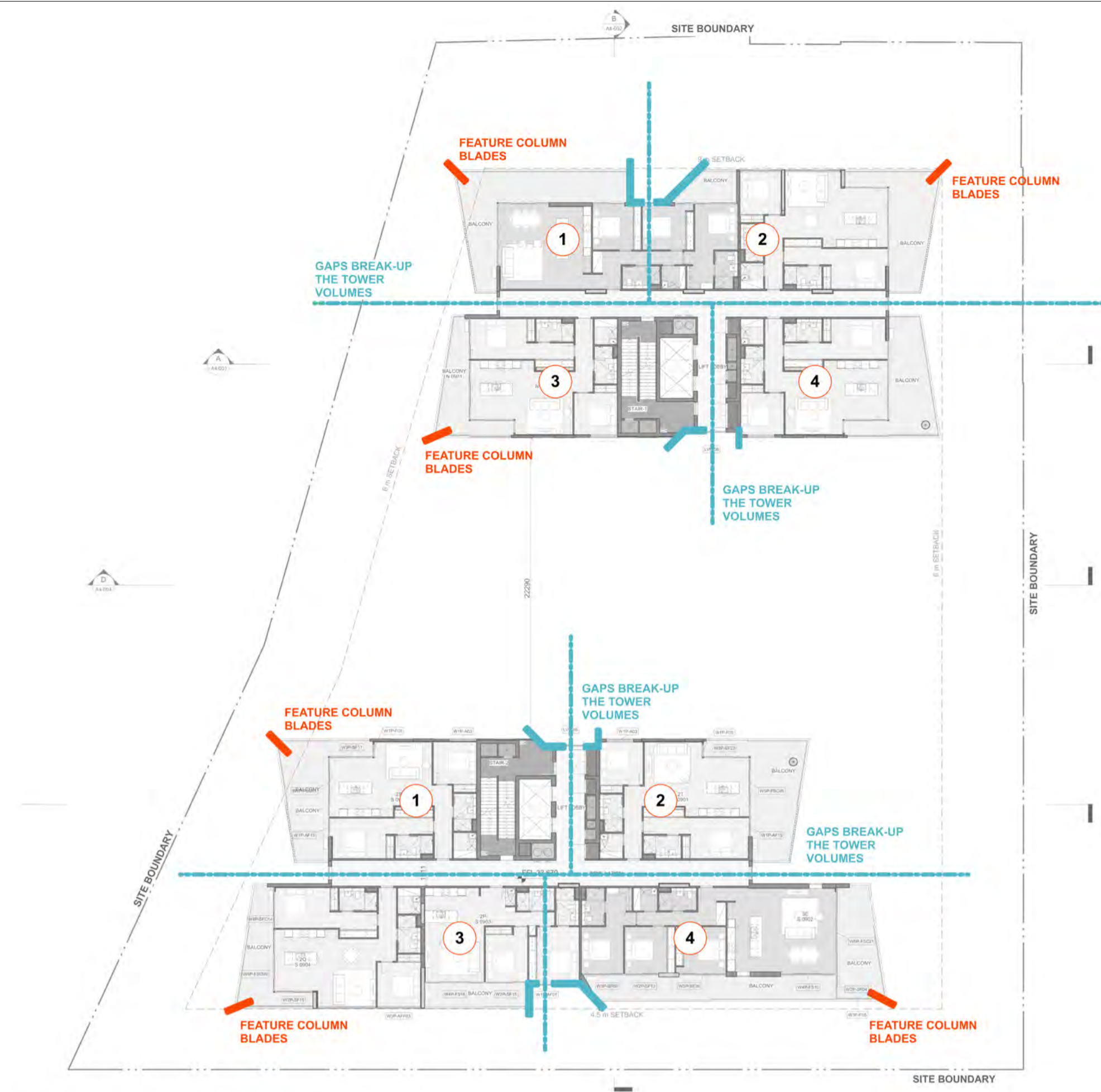
Marchese Partners International Pty Ltd
 Level 14, 46 Edward Street
 Brisbane, QLD 4000, Australia
 P +61 7 3211 2600 F +61 7 3211 0297
 E info@marchesepartners.com
 www.marchesepartners.com
 Sydney · Brisbane
 Melbourne · Adelaide · Perth · London
 Kuala Lumpur · Christchurch
 ABN 33 590 578 323

CLIENT
**GWH NATIONAL PARK
PTY LTD**

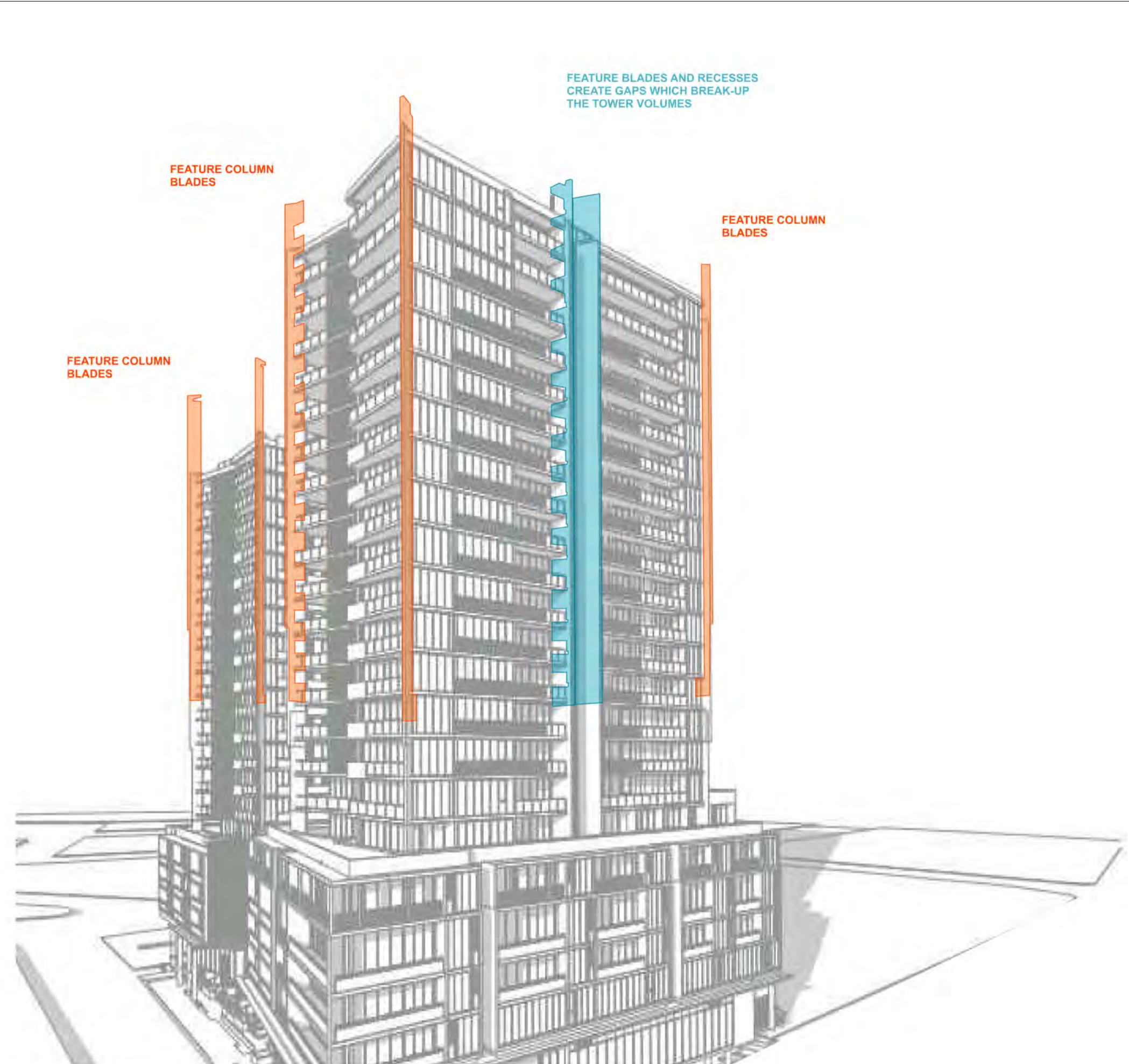
PROJECT
**ONE
NATIONAL PARK
STREET, NEWCASTLE**

DRAWING TITLE
**MATERIALITY -
CONTEXT ELEVATIONS**

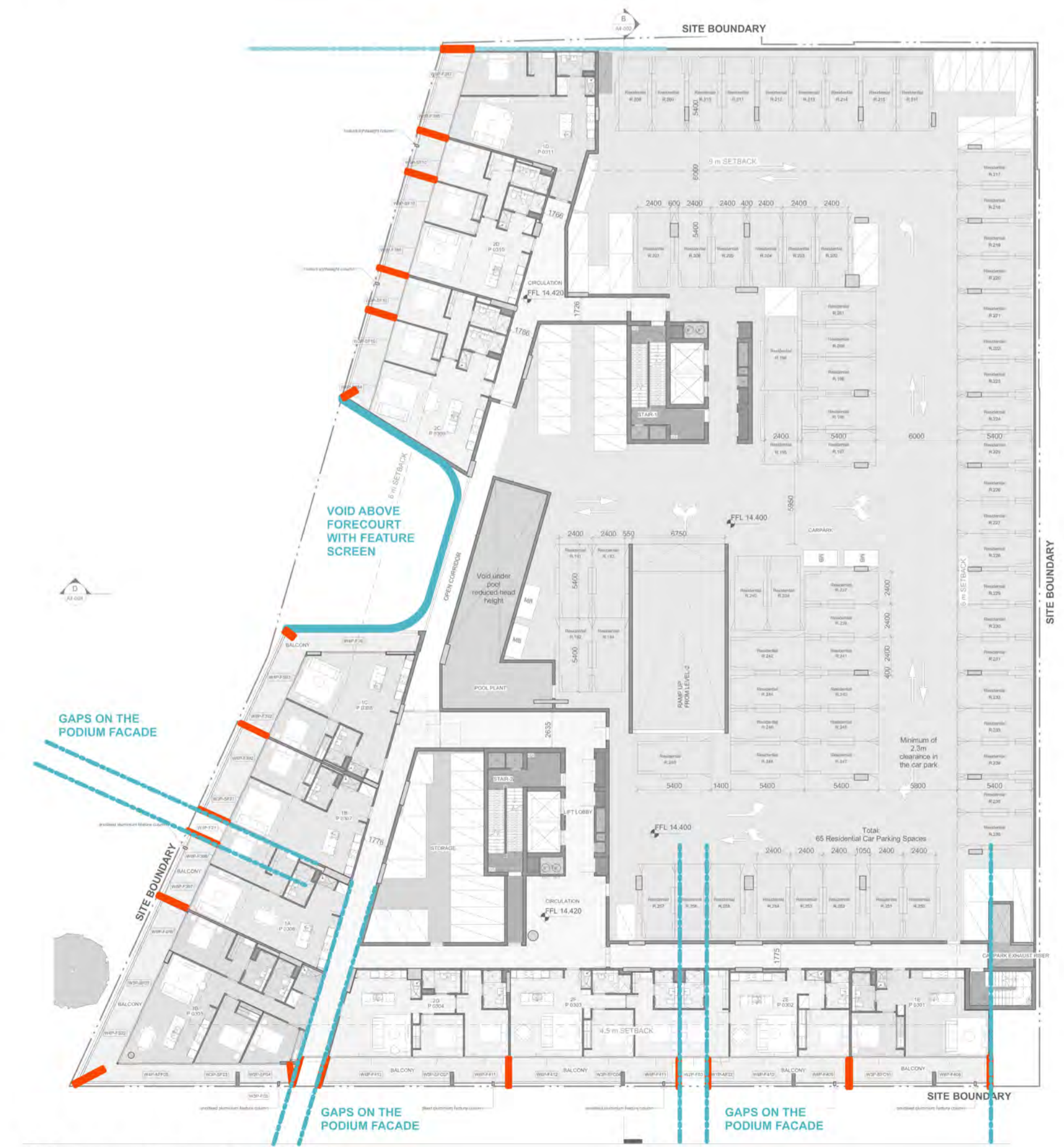
| SCALE | DATE | DRAWN | CHECKED |
|---------|---------------|----------|---------|
| 1:1 @A1 | 18 April 2023 | CKDS | SC |
| JOB | DRAWING | REVISION | |
| 18022 | S455-A3-011 | H | |



NTS Tower Blades & Breaks - Plan



NTS Tower Blades & Breaks - 3D



NTS Podium Blades & Breaks - 3D



NTS Podium Blades & Breaks - 3D

IMPORTANT NOTES:
Do not scale from drawings. All dimensions to be checked on site before commencement of work. All discrepancies to be brought to the attention of the Architect. Larger scale drawings and written dimensions take preference. This drawing is copyright and the property of the author, and must not be retained, copied or used without the express authority of MARCHESE + PARTNERS INTERNATIONAL PTY. LTD.

S4.55 SUBMISSION

| REVISION | DATE | DESCRIPTION | BY |
|----------|------------------|------------------------|----|
| A | 02 August 2022 | S4.55 SUBMISSION | JW |
| B | 03 August 2022 | S4.55 SUBMISSION | JW |
| C | 10 August 2022 | S4.55 SUBMISSION | JW |
| D | 07 October 2022 | S.455 SUBMISSION | JW |
| E | 14 October 2022 | S.455 SUBMISSION | JW |
| F | 03 February 2023 | RFI ISSUE - Review Set | JW |
| G | 21 February 2023 | RFI ISSUE - Review Set | JW |
| H | 24 February 2023 | RFI ISSUE - Review Set | JW |
| J | 27 February 2023 | RFI ISSUE | JW |
| K | 18 April 2023 | ADDITIONAL RFI ISSUE | IC |



marchese partners

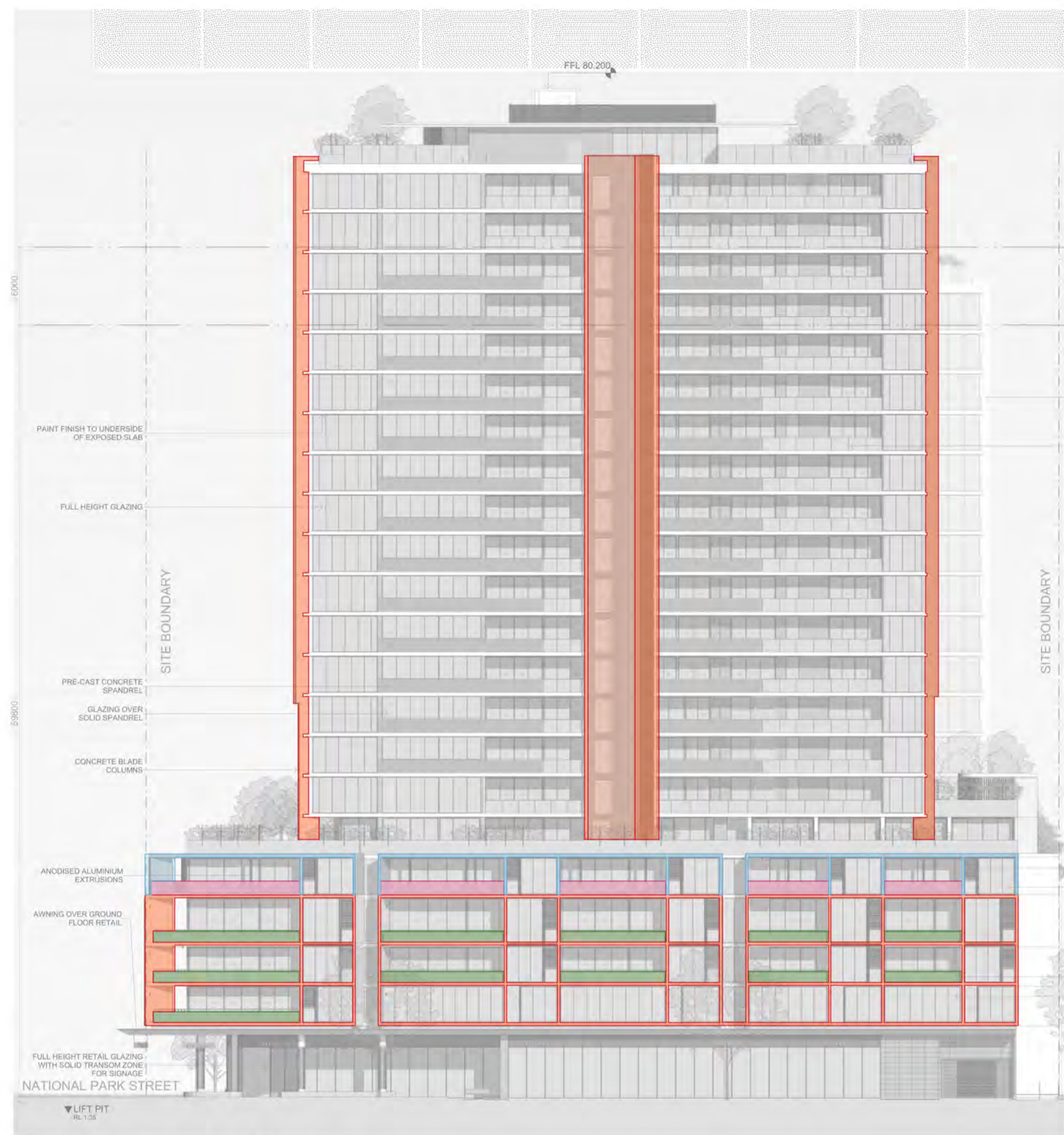
Marchese Partners International Pty Ltd
Level 14, 46 Edward Street
Brisbane, QLD 4000, Australia
P +61 7 3211 2600 F +61 7 3211 0297
E info@marchesepartners.com
www.marchesepartners.com
Sydney · Brisbane
Melbourne · Adelaide · Perth · London
Kuala Lumpur · Christchurch
ABN 33 590 578 323

CLIENT
GWH NATIONAL PARK PTY LTD

PROJECT
ONE NATIONAL PARK STREET, NEWCASTLE

DRAWING TITLE
MATERIALITY - TOWER BLADES AND BREAKS

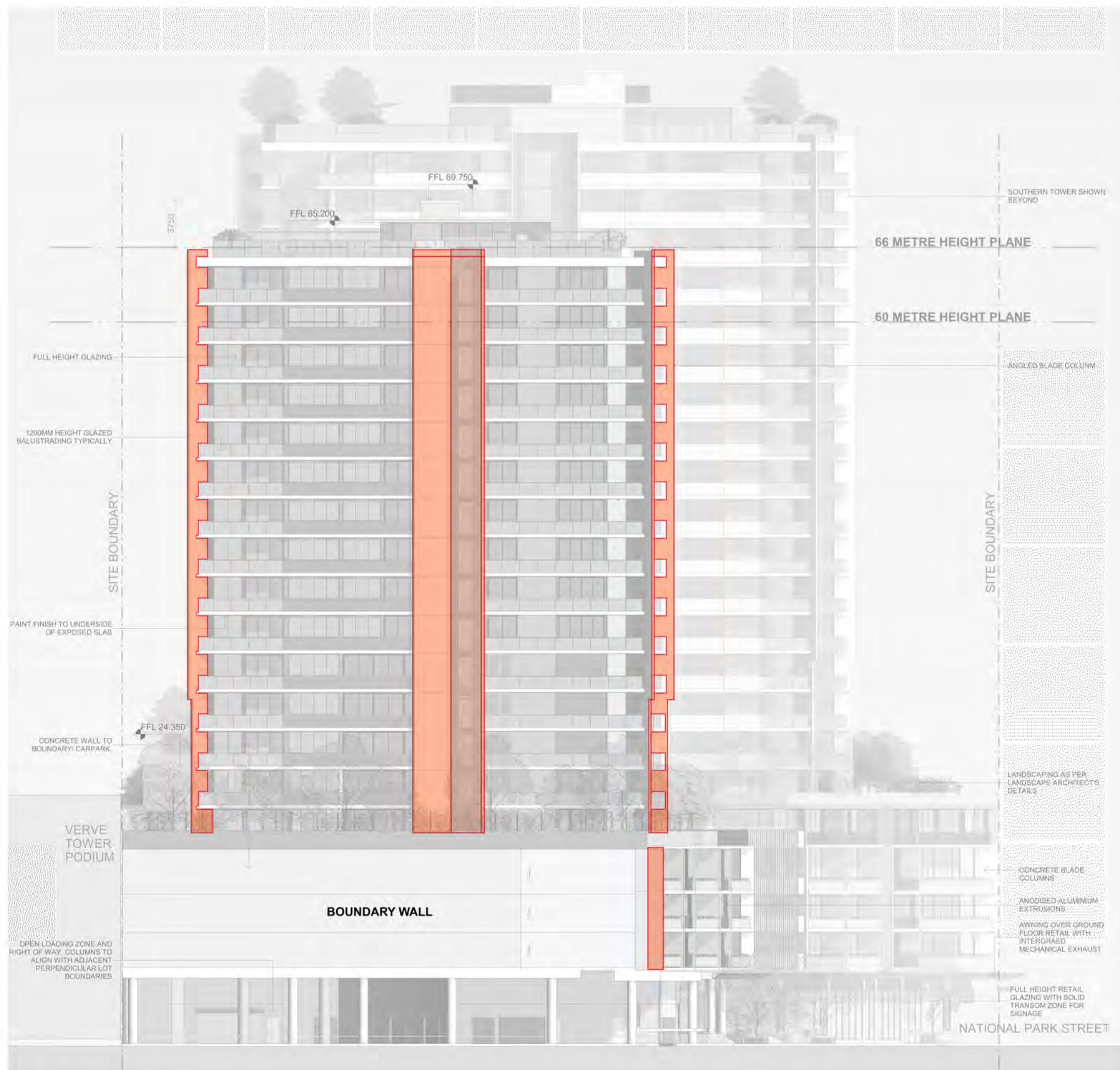
| SCALE | DATE | DRAWN | CHECKED |
|---------|---------------|----------|---------|
| 1:1 @A1 | 18 April 2023 | CKDS | SC |
| JOB | DRAWING | REVISION | |
| 18022 | S455-A3-012 | K | |



South Elevation - King Street
NTS



North Elevation - South Tower
NTS



North Elevation
NTS



South Elevation - North Tower
NTS

Master Material Legend

1 Vertical Blades & Podium Slab Edges
Ecotone Mineral Stain

Indicative Texture Only

1a Vertical Wall
Precast with Rokli Mould - Natural Concrete with Sealer

1b Tower Slab Edges
Paint Finish

2 Precast Balustrades & Walls
Light Grey - Paint finish

2a Level 4 Podium
Mid-Grey Ecotone Mineral Stain

3 Precast Balustrades & Walls
Dark Grey - Paint finish to form liner texture

4 Aluminium Window Frames
Dulux Powdercoat - Duratec Elements Magnatite or Similar

5 Aluminium Public Art Screen
Dulux Powdercoat - Electro Fresh Gold

6 Aluminium Balustrades & Screens
Dulux Powdercoat - to match glazing frames

7 Podium Solid Balustrades
Austral Masonry GB Honed - 'Limestone' or similar - Stack Bond

IMPORTANT NOTES:
Do not scale from drawings. All dimensions to be checked on site before commencement of work. All discrepancies to be brought to the attention of the Architect. Larger scale drawings and written dimensions take preference. This drawing is copyright and the property of the author, and must not be retained, copied or used without the express authority of MARCHESE + PARTNERS INTERNATIONAL PTY. LTD.

S4.55
SUBMISSION

| REVISION | DATE | DESCRIPTION | BY |
|----------|------------------|------------------------|----|
| A | 02 August 2022 | S4.55 SUBMISSION | JW |
| B | 03 August 2022 | S4.55 SUBMISSION | JW |
| C | 10 August 2022 | S4.55 SUBMISSION | JW |
| D | 07 October 2022 | S4.55 SUBMISSION | JW |
| E | 14 October 2022 | S4.55 SUBMISSION | JW |
| F | 03 February 2023 | RFI ISSUE - Review Set | JW |
| G | 21 February 2023 | RFI ISSUE - Review Set | JW |
| H | 24 February 2023 | RFI ISSUE - Review Set | JW |
| J | 27 February 2023 | RFI ISSUE | JW |
| K | 18 April 2023 | ADDITIONAL RFI ISSUE | IC |



marchese
partners

Marchese Partners International Pty Ltd
Level 14, 46 Edward Street
Brisbane, QLD 4000, Australia
P +61 7 3211 2600 F +61 7 3211 0297
E info@marchesepartners.com
www.marchesepartners.com
Sydney - Brisbane
Melbourne - Adelaide - Perth - London
Kuala Lumpur - Chistchurch
ABN 33 590 578 323

CLIENT
GWH NATIONAL PARK
PTY LTD

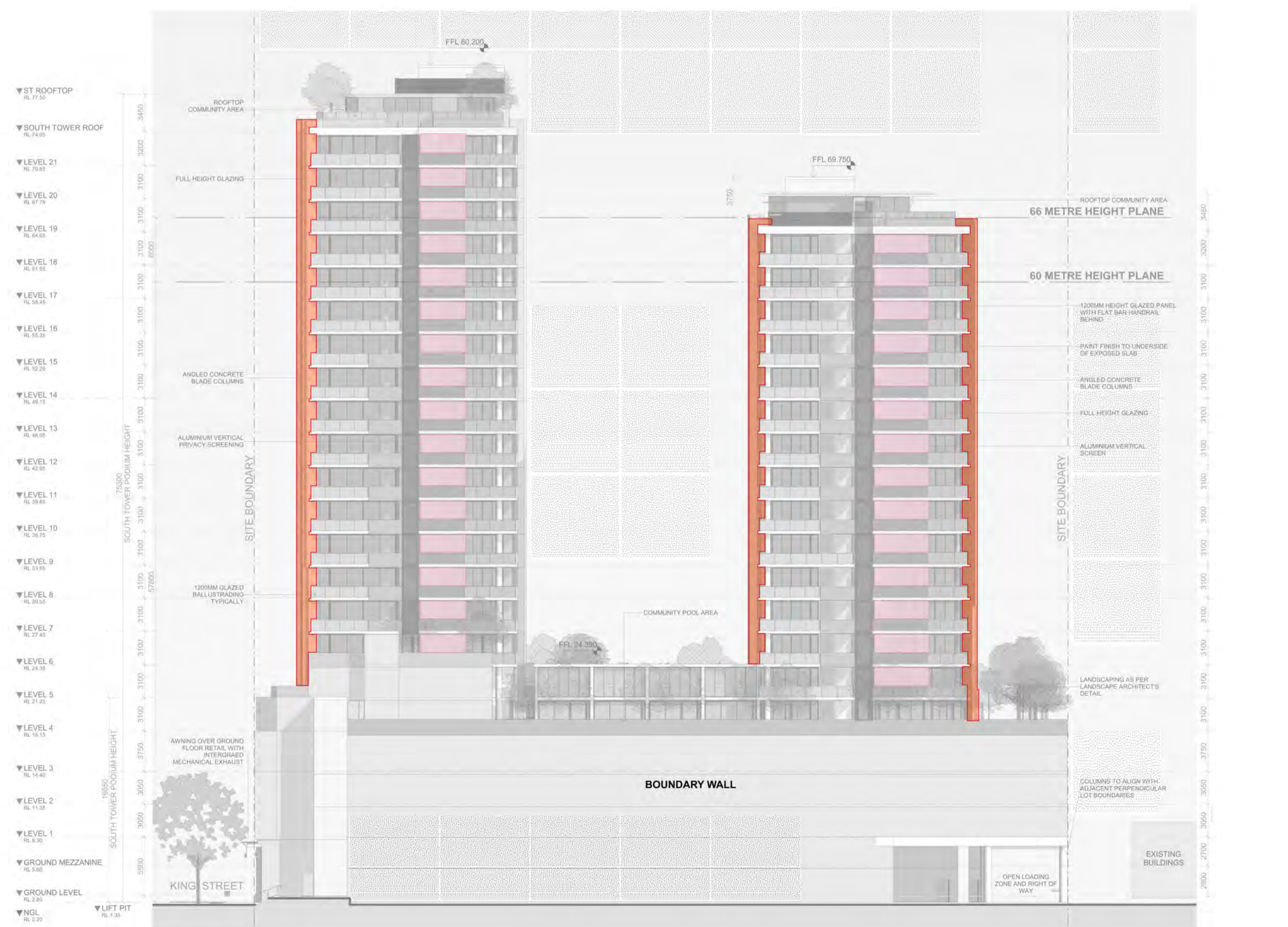
PROJECT
ONE
NATIONAL PARK
STREET, NEWCASTLE

DRAWING TITLE
MATERIALITY -
ELEVATIONS

| SCALE | DATE | DRAWN | CHECKED |
|---------|---------------|----------|---------|
| 1:1 @A1 | 18 April 2023 | CKDS | SC |
| JOB | DRAWING | REVISION | |
| 18022 | S455-A3-013 | K | |



West Elevation - National Park Street



East Elevation

Master Material Legend



1 Vertical Blades & Podium Slab Edges Ecotone Mineral Stain



1a Vertical Wall Precast with Rekl Mould - Natural Concrete with Sealer

1b Tower Slab Edges Paint Finish



2 Precast Balustrades & Walls Light Grey - Paint finish

2a Level 4 Podium Mid-Grey Ecotone Mineral Stain



3 Precast Balustrades & Walls Dark Grey - Paint finish to form liner texture



4 Aluminium Window Frames Dulux Powdercoat - Duratec Elements Magnatite or Similar



5 Aluminium Public Art Screen Dulux Powdercoat - Electro Fresh Gold



6 Aluminium Balustrades & Screens Dulux Powdercoat - to match glazing frames



7 Podium Solid Balustrades Austral Masonry GB Honed - 'Limestone' or similar - Stack Bond

IMPORTANT NOTES:
Do not scale from drawings. All dimensions to be checked on site before commencement of work. All discrepancies to be brought to the attention of the Architect. Larger scale drawings and written dimensions take preference. This drawing is copyright and the property of the author, and must not be retained, copied or used without the express authority of MARCHESE + PARTNERS INTERNATIONAL PTY. LTD.

S4.55 SUBMISSION

| REVISION | DATE | DESCRIPTION | BY |
|----------|------------------|------------------------|----|
| A | 02 August 2022 | S4.55 SUBMISSION | JW |
| B | 03 August 2022 | S4.55 SUBMISSION | JW |
| C | 10 August 2022 | S4.55 SUBMISSION | JW |
| D | 07 October 2022 | S.455 SUBMISSION | JW |
| E | 14 October 2022 | S.455 SUBMISSION | JW |
| F | 03 February 2023 | RFI ISSUE - Review Set | JW |
| G | 21 February 2023 | RFI ISSUE - Review Set | JW |
| H | 24 February 2023 | RFI ISSUE - Review Set | JW |
| J | 27 February 2023 | RFI ISSUE | JW |
| K | 18 April 2023 | ADDITIONAL RFI ISSUE | IC |



marchese partners


Marchese Partners International Pty Ltd
Level 14, 46 Edward Street
Brisbane, QLD 4000, Australia
P +61 7 3211 2600 F +61 7 3211 0297
E info@marchesepartners.com
www.marchesepartners.com
Sydney - Brisbane
Melbourne - Adelaide - Perth - London
Kuala Lumpur - Christchurch
ABN 33 590 578 323

CLIENT
GWH NATIONAL PARK PTY LTD

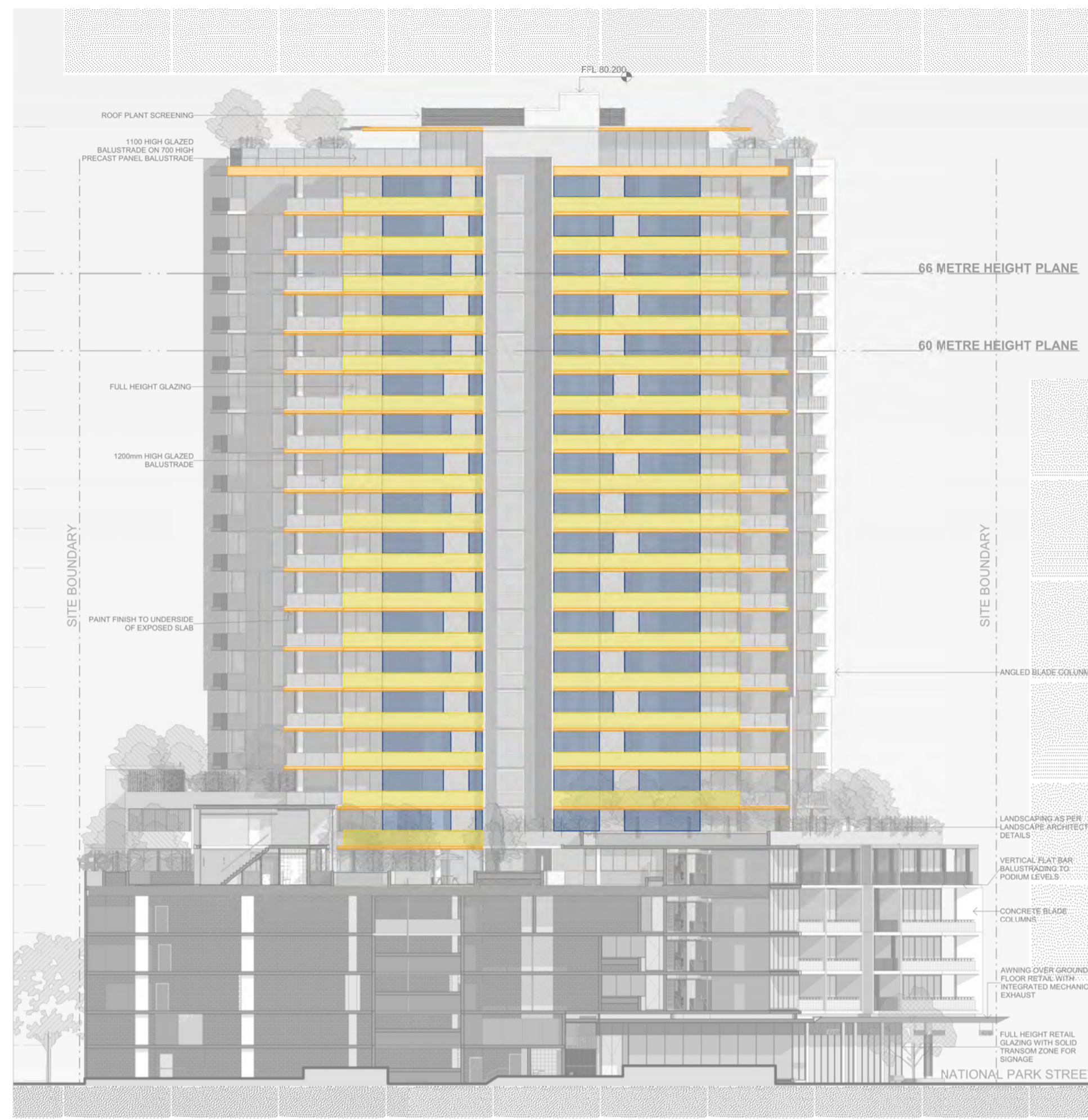
PROJECT
ONE NATIONAL PARK STREET, NEWCASTLE

DRAWING TITLE
MATERIALITY - ELEVATIONS

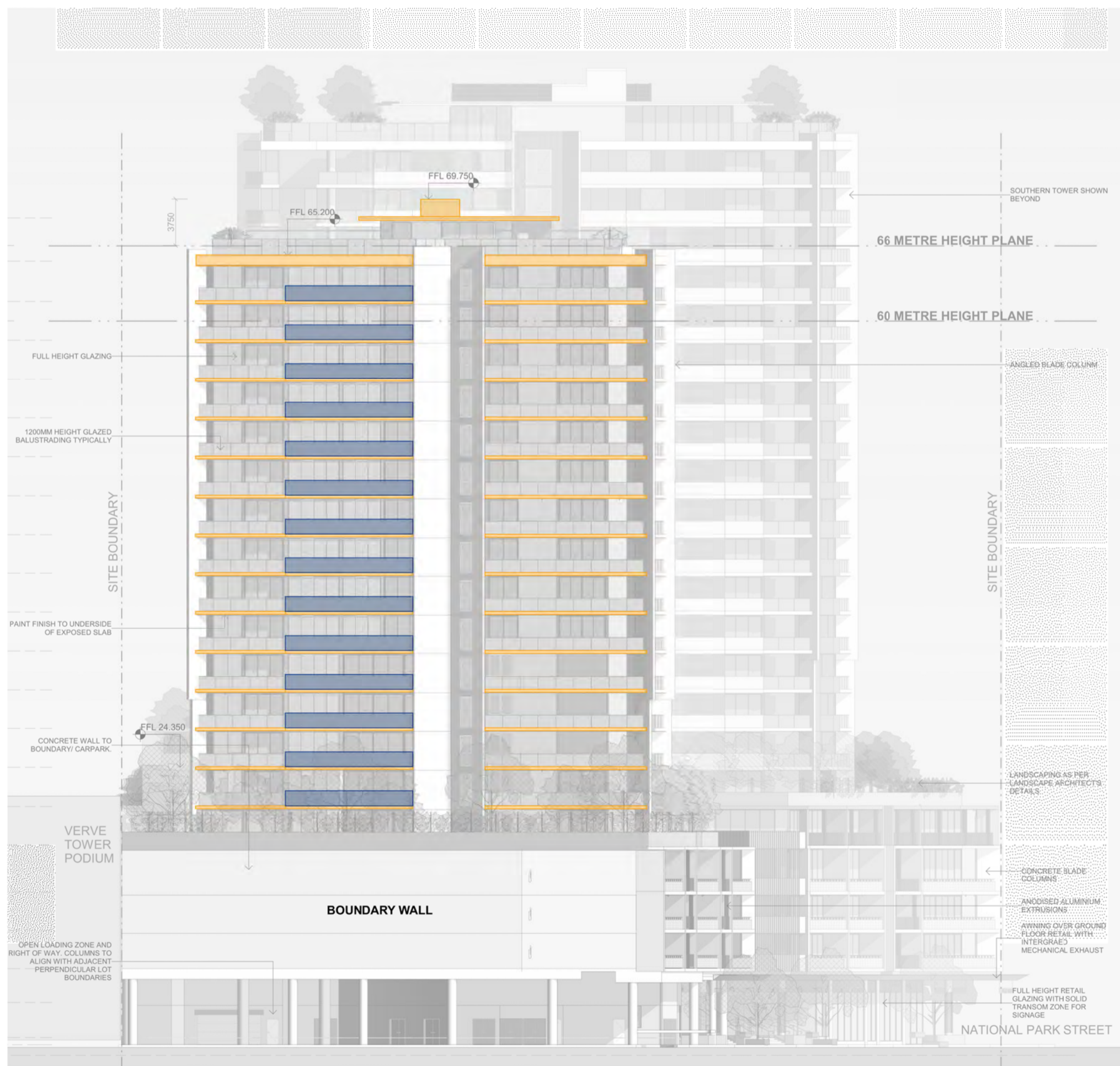
| SCALE | DATE | DRAWN | CHECKED |
|---------|---------------|----------|---------|
| 1:1 @A1 | 18 April 2023 | CKDS | SC |
| JOB | DRAWING | REVISION | |
| 18022 | S455-A3-014 | K | |



South Elevation - King Street
NTS



North Elevation - South Tower
NTS




North Elevation
NTS



South Elevation - North Tower
NTS

Master Material Legend




1 Vertical Blades & Podium Slab Edges
Ecotone Mineral Stain



1a Vertical Wall
Precast with Reali Mould - Natural Concrete with Sealer

1b Tower Slab Edges
Paint Finish

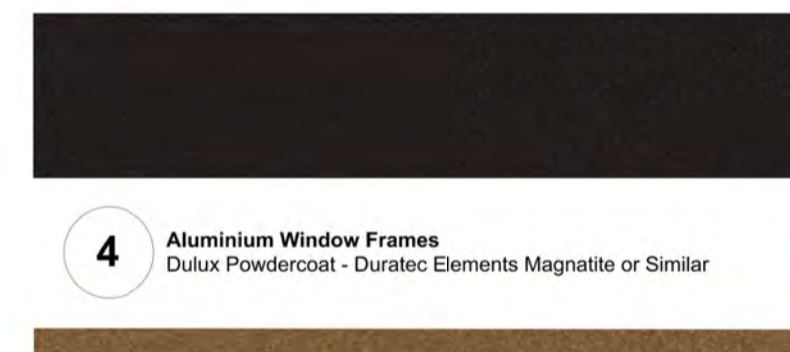


2 Precast Balustrades & Walls
Light Grey - Paint finish

2a Level 4 Podium
Mid-Grey Ecotone Mineral Stain



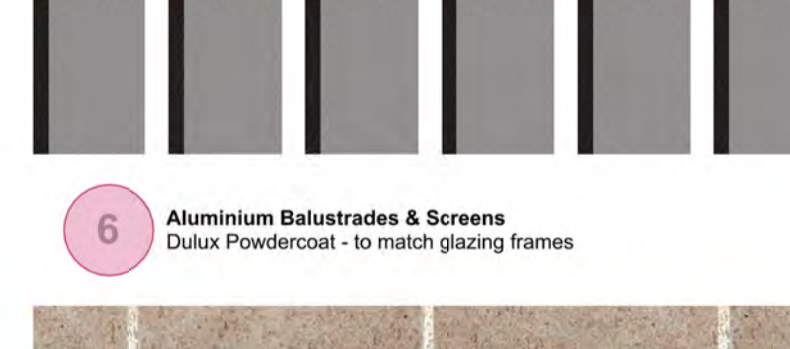
3 Precast Balustrades & Walls
Dark Grey - Paint finish to form liner texture



4 Aluminium Window Frames
Dulux Powdercoat - Duratec Elements Magnatite or Similar



5 Aluminium Public Art Screen
Dulux Powdercoat - Electro Fresh Gold



6 Aluminium Balustrades & Screens
Dulux Powdercoat - to match glazing frames



7 Podium Solid Balustrades
Austral Masonry GB Honed - 'Limestone' or similar - Stack Bond

IMPORTANT NOTES:
Do not scale from drawings. All dimensions to be checked on site before commencement of work. All discrepancies to be brought to the attention of the Architect. Larger scale drawings and written dimensions take preference. This drawing is copyright and the property of the author, and must not be retained, copied or used without the express authority of MARCHESE + PARTNERS INTERNATIONAL PTY. LTD.

S4.55
SUBMISSION

| REVISION | DATE | DESCRIPTION | BY |
|----------|------------------|------------------------|----|
| A | 14 October 2022 | S455 SUBMISSION | JW |
| B | 03 February 2023 | RFI ISSUE - Review Set | JW |
| C | 21 February 2023 | RFI ISSUE - Review Set | JW |
| D | 24 February 2023 | RFI ISSUE - Review Set | JW |
| E | 27 February 2023 | RFI ISSUE | JW |
| F | 18 April 2023 | ADDITIONAL RFI ISSUE | IC |



marchese
partners

Marchese Partners International Pty Ltd
Level 14, 46 Edward Street
Brisbane, QLD 4000, Australia
P +61 7 3211 2600 F +61 7 3211 0297
E info@marchesepartners.com
www.marchesepartners.com
Sydney - Brisbane
Melbourne - Adelaide - Perth - London
Kuala Lumpur - Christchurch
ABN 33 590 578 323

CLIENT
GWH NATIONAL PARK
PTY LTD

PROJECT
ONE
NATIONAL PARK
STREET, NEWCASTLE

DRAWING TITLE
MATERIALITY -
ELEVATIONS


| SCALE | DATE | DRAWN | CHECKED |
|-------------|---------------|----------|---------|
| 1 : 500 @A1 | 18 April 2023 | CKDS | SC |
| JOB | DRAWING | REVISION | |
| 18022 | S455-A3-015 | F | |



West Elevation - National Park Street
NTS



East Elevation
NTS



8 Aluminium screen
Dulux Powdercoat aluminium battens - to match glazing frame

Master Material Legend



1 Vertical Blades & Podium Slab Edges
Ecotone Mineral Stain



1a Vertical Wall
Precast with Rebar Mould - Natural Concrete with Sealer

1b Tower Slab Edges
Paint Finish




2 Precast Balustrades & Walls
Light Grey - Paint finish

2a Level 4 Podium
Mid-Grey Ecotone Mineral Stain



3 Precast Balustrades & Walls
Dark Grey - Paint finish to form liner texture



4 Aluminium Window Frames
Dulux Powdercoat - Duratec Elements Magnatite or Similar



5 Aluminium Public Art Screen
Dulux Powdercoat - Electro Fresh Gold



6 Aluminium Balustrades & Screens
Dulux Powdercoat - to match glazing frames



7 Podium Solid Balustrades
Austral Masonry GB Honed - 'Limestone' or similar - Stack Bond

IMPORTANT NOTES:
Do not scale from drawings. All dimensions to be checked on site before commencement of work. All discrepancies to be brought to the attention of the Architect. Larger scale drawings and written dimensions take preference. This drawing is copyright and the property of the author, and must not be retained, copied or used without the express authority of MARCHESE + PARTNERS INTERNATIONAL PTY. LTD.

S4.55
SUBMISSION

| REVISION | DATE | DESCRIPTION | BY |
|----------|------------------|------------------------|----|
| A | 14 October 2022 | S455 SUBMISSION | JW |
| B | 18 November 2022 | FOR COORDINATION | NS |
| C | 03 February 2023 | RFI ISSUE - Review Set | JW |
| D | 21 February 2023 | RFI ISSUE - Review Set | JW |
| E | 24 February 2023 | RFI ISSUE - Review Set | JW |
| F | 27 February 2023 | RFI ISSUE | JW |
| G | 18 April 2023 | ADDITIONAL RFI ISSUE | IC |



marchese
partners

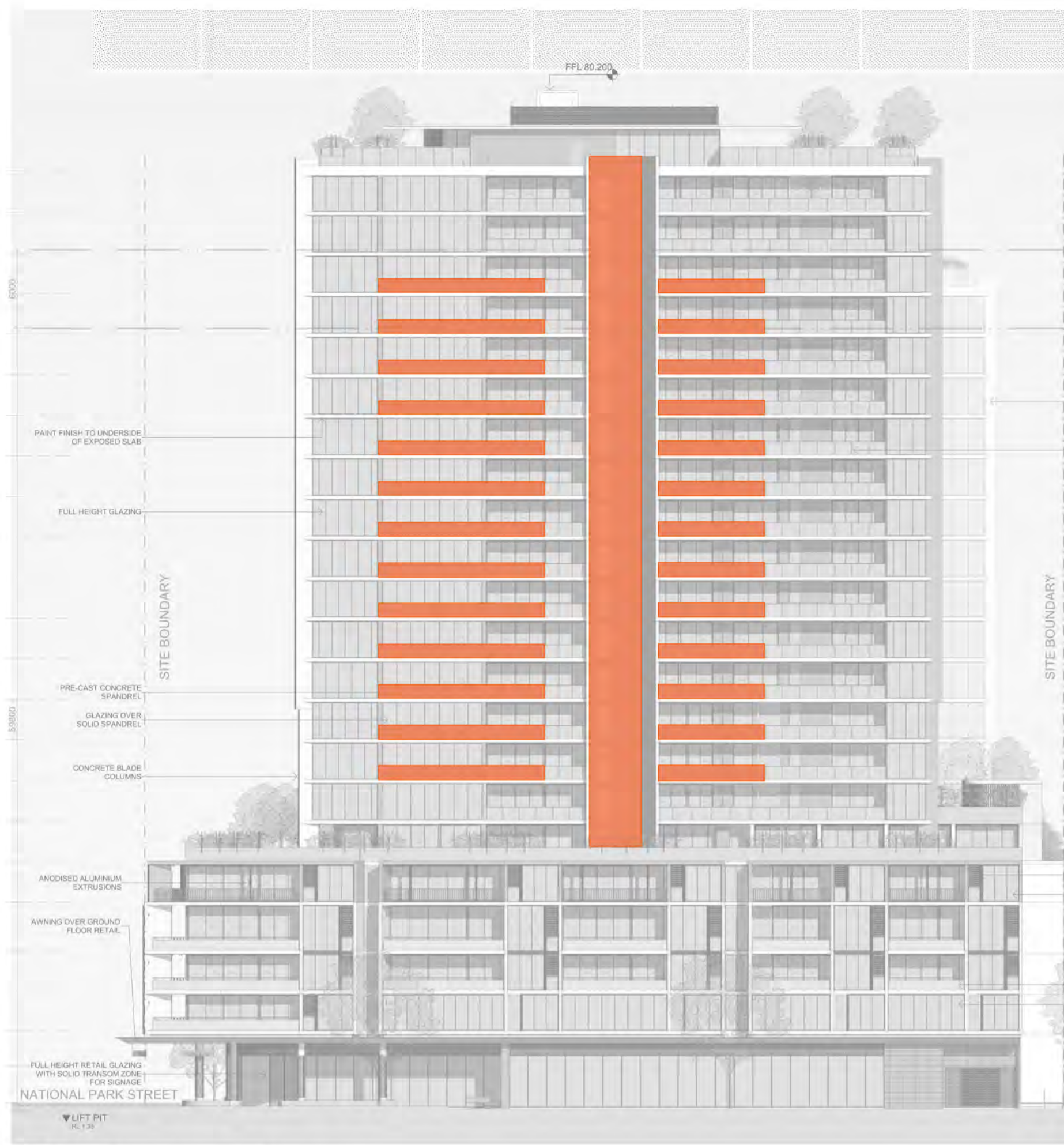
Marchese Partners International Pty Ltd
Level 14, 46 Edward Street
Brisbane, QLD 4000, Australia
P +61 7 3211 2600 F +61 7 3211 0297
E info@marchesepartners.com
www.marchesepartners.com
Sydney - Brisbane
Melbourne - Adelaide - Perth - London
Kuala Lumpur - Christchurch
ABN 33 590 578 323

CLIENT
GWH NATIONAL PARK
PTY LTD


PROJECT
ONE
NATIONAL PARK
STREET, NEWCASTLE

DRAWING TITLE
MATERIALITY -
ELEVATIONS


| SCALE | DATE | DRAWN | CHECKED |
|-------------|---------------|----------|---------|
| 1 : 500 @A1 | 18 April 2023 | CKDS | SC |
| JOB | DRAWING | REVISION | |
| 18022 | S455-A3-016 | G | |



South Elevation - King Street
NTS



North Elevation - South Tower
NTS



North Elevation
NTS



South Elevation - North Tower
NTS

Master Material Legend



IMPORTANT NOTES:
Do not scale from drawings. All dimensions to be checked on site before commencement of work. All discrepancies to be brought to the attention of the Architect. Larger scale drawings and written dimensions take preference. This drawing is copyright and the property of the author, and must not be retained, copied or used without the express authority of MARCHESE + PARTNERS INTERNATIONAL PTY. LTD.

S4.55
SUBMISSION

| REVISION | DATE | DESCRIPTION | BY |
|----------|------------------|------------------------|----|
| A | 02 August 2022 | S4.55 SUBMISSION | JW |
| B | 03 August 2022 | S4.55 SUBMISSION | JW |
| C | 10 August 2022 | S4.55 SUBMISSION | JW |
| D | 07 October 2022 | S4.55 SUBMISSION | JW |
| E | 14 October 2022 | S4.55 SUBMISSION | JW |
| F | 03 February 2023 | RFI ISSUE - Review Set | JW |
| G | 21 February 2023 | RFI ISSUE - Review Set | JW |
| H | 24 February 2023 | RFI ISSUE - Review Set | JW |
| I | 27 February 2023 | RFI ISSUE | JW |
| K | 18 April 2023 | ADDITIONAL RFI ISSUE | IC |



marchese
partners

Marchese Partners International Pty Ltd
Level 14, 46 Edward Street
Brisbane, QLD 4000, Australia
P +61 7 3211 2600 F +61 7 3211 0297
E info@marchesepartners.com
www.marchesepartners.com
Sydney · Brisbane
Melbourne · Adelaide · Perth · London
Kuala Lumpur · Chistchurch
ABN 33 590 578 323


CLIENT
GWH NATIONAL PARK
PTY LTD

PROJECT
ONE
NATIONAL PARK
STREET, NEWCASTLE

DRAWING TITLE
MATERIALITY -
ELEVATIONS
FORMLINER

| SCALE | DATE | DRAWN | CHECKED |
|-----------|---------------|----------|---------|
| 1 : 1 @A1 | 18 April 2023 | CKDS | SC |
| JOB | DRAWING | REVISION | |
| 18022 | S455-A3-017 | K | |

Master Material Legend



West Elevation - National Park Street



East Elevation

IMPORTANT NOTES:
Do not scale from drawings. All dimensions to be checked on site before commencement of work. All discrepancies to be brought to the attention of the Architect. Larger scale drawings and written dimensions take preference. This drawing is copyright and the property of the author, and must not be retained, copied or used without the express authority of MARCHESE + PARTNERS INTERNATIONAL PTY. LTD.

S4.55 SUBMISSION

| REVISION | DATE | DESCRIPTION | BY |
|----------|------------------|------------------------|----|
| A | 02 August 2022 | S4.55 SUBMISSION | JW |
| B | 03 August 2022 | S4.55 SUBMISSION | JW |
| C | 10 August 2022 | S4.55 SUBMISSION | JW |
| D | 07 October 2022 | S4.55 SUBMISSION | JW |
| E | 14 October 2022 | S4.55 SUBMISSION | JW |
| F | 03 February 2023 | RFI ISSUE - Review Set | JW |
| G | 21 February 2023 | RFI ISSUE - Review Set | JW |
| H | 24 February 2023 | RFI ISSUE - Review Set | JW |
| J | 27 February 2023 | RFI ISSUE | JW |
| K | 18 April 2023 | ADDITIONAL RFI ISSUE | IC |



marchese partners

Marchese Partners International Pty Ltd
Level 14, 46 Edward Street
Brisbane, QLD 4000, Australia
P +61 7 3211 2600 F +61 7 3211 0297
E info@marchesepartners.com
www.marchesepartners.com
Sydney · Brisbane
Melbourne · Adelaide · Perth · London
Kuala Lumpur · Christchurch
ABN 33 590 578 323

CLIENT
GWH NATIONAL PARK
PTY LTD

PROJECT
ONE
NATIONAL PARK
STREET, NEWCASTLE

DRAWING TITLE
MATERIALITY -
ELEVATIONS
FORMLINER

| SCALE | DATE | DRAWN | CHECKED |
|---------|---------------|----------|---------|
| 1:1 @A1 | 18 April 2023 | CKDS | SC |
| JOB | DRAWING | REVISION | |
| 18022 | S455-A3-018 | K | |



Plaza Section
SCALE 1:100 @A1




Plaza Elevation
SCALE 1:100 @A1

Master Material Legend



1 Vertical Blades & Podium Slab Edges
Ecotone Mineral Stain



1a Vertical Wall
Precast with Rock Mould - Natural Concrete with Sealer

1b Tower Slab Edges
Paint Finish



2 Precast Balustrades & Walls
Light Grey - Paint finish

2a Level 4 Podium
Mid-Grey Ecotone Mineral Stain




3 Precast Balustrades & Walls
Dark Grey - Paint finish to form liner texture



4 Aluminium Window Frames
Dulux Powdercoat - Duratec Elements Magnalite or Similar



5 Aluminium Public Art Screen
Dulux Powdercoat - Electro Fresh Gold



6 Aluminium Balustrades & Screens
Dulux Powdercoat - to match glazing frames



7 Podium Solid Balustrades
Austral Masonry GB Honed - 'Limestone' or similar - Stack Bond

IMPORTANT NOTES:
Do not scale from drawings. All dimensions to be checked on site before commencement of work. All discrepancies to be brought to the attention of the Architect. Larger scale drawings and written dimensions take preference. This drawing is copyright and the property of the author, and must not be retained, copied or used without the express authority of MARCHESE + PARTNERS INTERNATIONAL PTY. LTD.

S4.55
SUBMISSION

| REVISION | DATE | DESCRIPTION | BY |
|----------|------------------|------------------------|----|
| A | 02 August 2022 | S4.55 SUBMISSION | JW |
| B | 03 August 2022 | S4.55 SUBMISSION | JW |
| C | 10 August 2022 | S4.55 SUBMISSION | JW |
| D | 07 October 2022 | S.455 SUBMISSION | JW |
| E | 14 October 2022 | S.455 SUBMISSION | JW |
| F | 03 February 2023 | RFI ISSUE - Review Set | JW |
| G | 21 February 2023 | RFI ISSUE - Review Set | JW |
| H | 24 February 2023 | RFI ISSUE - Review Set | JW |
| J | 27 February 2023 | RFI ISSUE | JW |
| K | 18 April 2023 | ADDITIONAL RFI ISSUE | IC |



marchese
partners

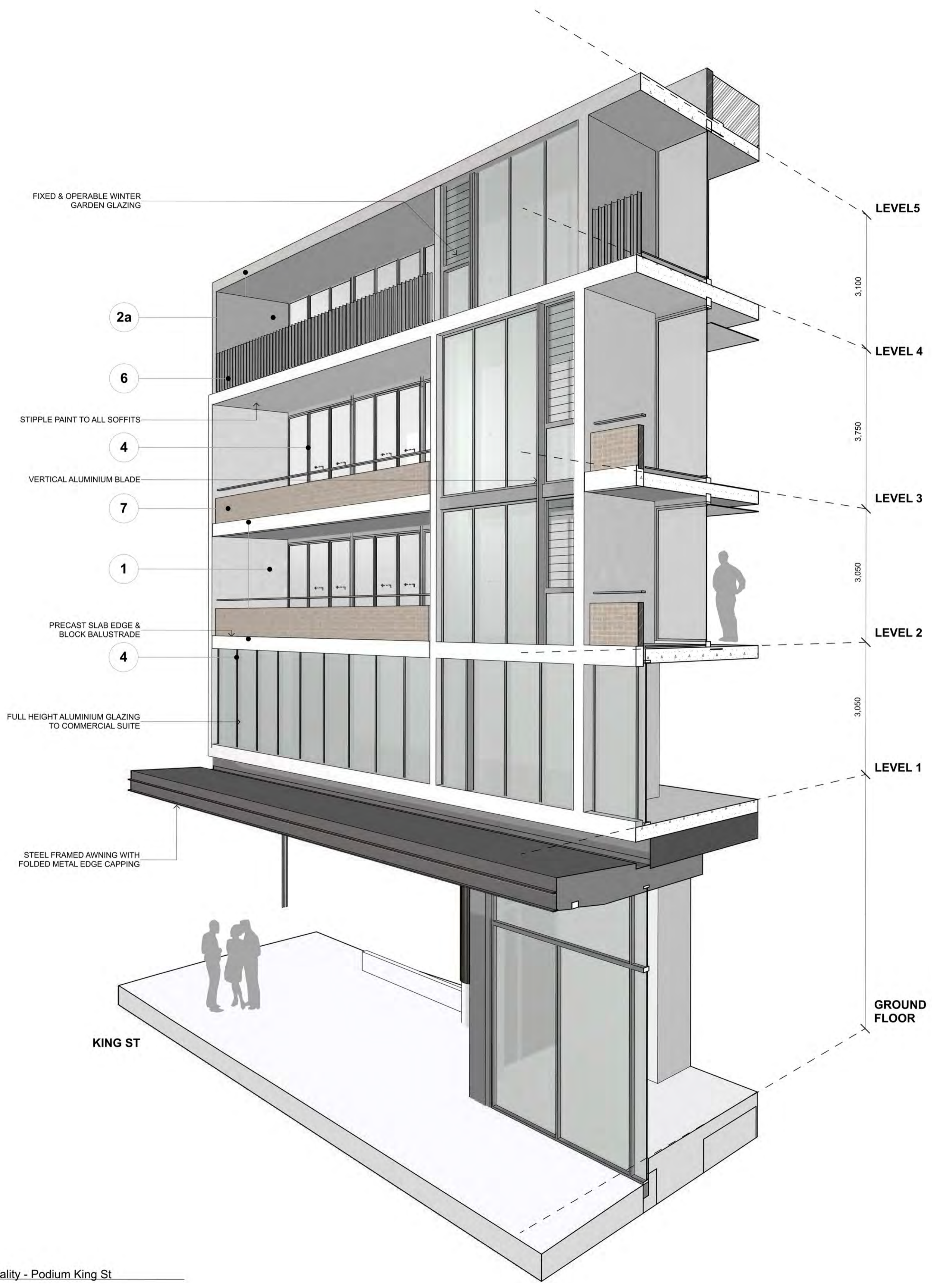
Marchese Partners International Pty Ltd
Level 14, 46 Edward Street
Brisbane, QLD 4000, Australia
P +61 7 3211 2600 F +61 7 3211 0297
E info@marchesepartners.com
www.marchesepartners.com
Sydney - Brisbane
Melbourne - Adelaide - Perth - London
Kuala Lumpur - Christchurch
ABN 33 590 578 323

CLIENT
GWH NATIONAL PARK
PTY LTD



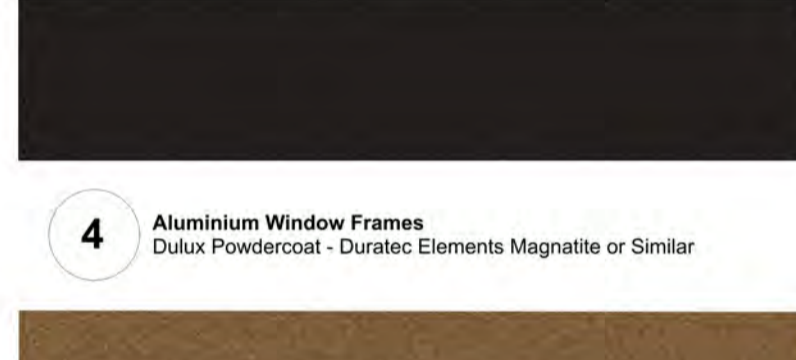


PROJECT
ONE
NATIONAL PARK
STREET, NEWCASTLE

DRAWING TITLE
MATERIALITY - PLAZA
SECTION / ELEVATION

| SCALE | DATE | DRAWN | CHECKED |
|---------|---------------|----------|---------|
| 1:1 @A1 | 18 April 2023 | CKDS | SC |
| JOB | DRAWING | REVISION | |
| 18022 | S455-A3-019 | K | |



Master Material Legend

| | |
|---|--|
|  <p>1 Vertical Blades & Podium Slab Edges Ecotone Mineral Stain</p> | |
|  <p>1a Vertical Wall Precast with Rekl Mould - Natural Concrete with Sealer</p> |  <p>1b Tower Slab Edges Paint Finish</p> |
|  <p>2 Precast Balustrades & Walls Light Grey - Paint finish</p> |  <p>2a Level 4 Podium Mid-Grey Ecotone Mineral Stain</p> |
|  <p>3 Precast Balustrades & Walls Dark Grey - Paint finish to form liner texture</p> | |
|  <p>4 Aluminium Window Frames Dulux Powdercoat - Duratec Elements Magnatite or Similar</p> | |
|  <p>5 Aluminium Public Art Screen Dulux Powdercoat - Electro Fresh Gold</p> | |
|  <p>6 Aluminium Balustrades & Screens Dulux Powdercoat - to match glazing frames</p> | |
|  <p>7 Podium Solid Balustrades Austral Masonry GB Honed - 'Limestone' or similar - Stack Bond</p> | |

IMPORTANT NOTES:
Do not scale from drawings. All dimensions to be checked on site before commencement of work. All discrepancies to be brought to the attention of the Architect. Larger scale drawings and written dimensions take preference. This drawing is copyright and the property of the author, and must not be retained, copied or used without the express authority of MARCHESE + PARTNERS INTERNATIONAL PTY. LTD.

S4.55 SUBMISSION

| REVISION | DATE | DESCRIPTION | BY |
|----------|------------------|------------------------|----|
| A | 02 August 2022 | S4.55 SUBMISSION | JW |
| B | 03 August 2022 | S4.55 SUBMISSION | JW |
| C | 10 August 2022 | S4.55 SUBMISSION | JW |
| D | 07 October 2022 | S.455 SUBMISSION | JW |
| E | 14 October 2022 | S.455 SUBMISSION | JW |
| F | 03 February 2023 | RFI ISSUE - Review Set | JW |
| G | 21 February 2023 | RFI ISSUE - Review Set | JW |
| H | 24 February 2023 | RFI ISSUE - Review Set | JW |
| J | 27 February 2023 | RFI ISSUE | JW |
| K | 18 April 2023 | ADDITIONAL RFI ISSUE | IC |



marchese partners

Marchese Partners International Pty Ltd
Level 14, 46 Edward Street
Brisbane, QLD 4000, Australia
P +61 7 3211 2600 F +61 7 3211 0297
E info@marchesepartners.com
www.marchesepartners.com
Sydney - Brisbane
Melbourne - Adelaide - Perth - London
Kuala Lumpur - Christchurch
ABN 33 590 578 323

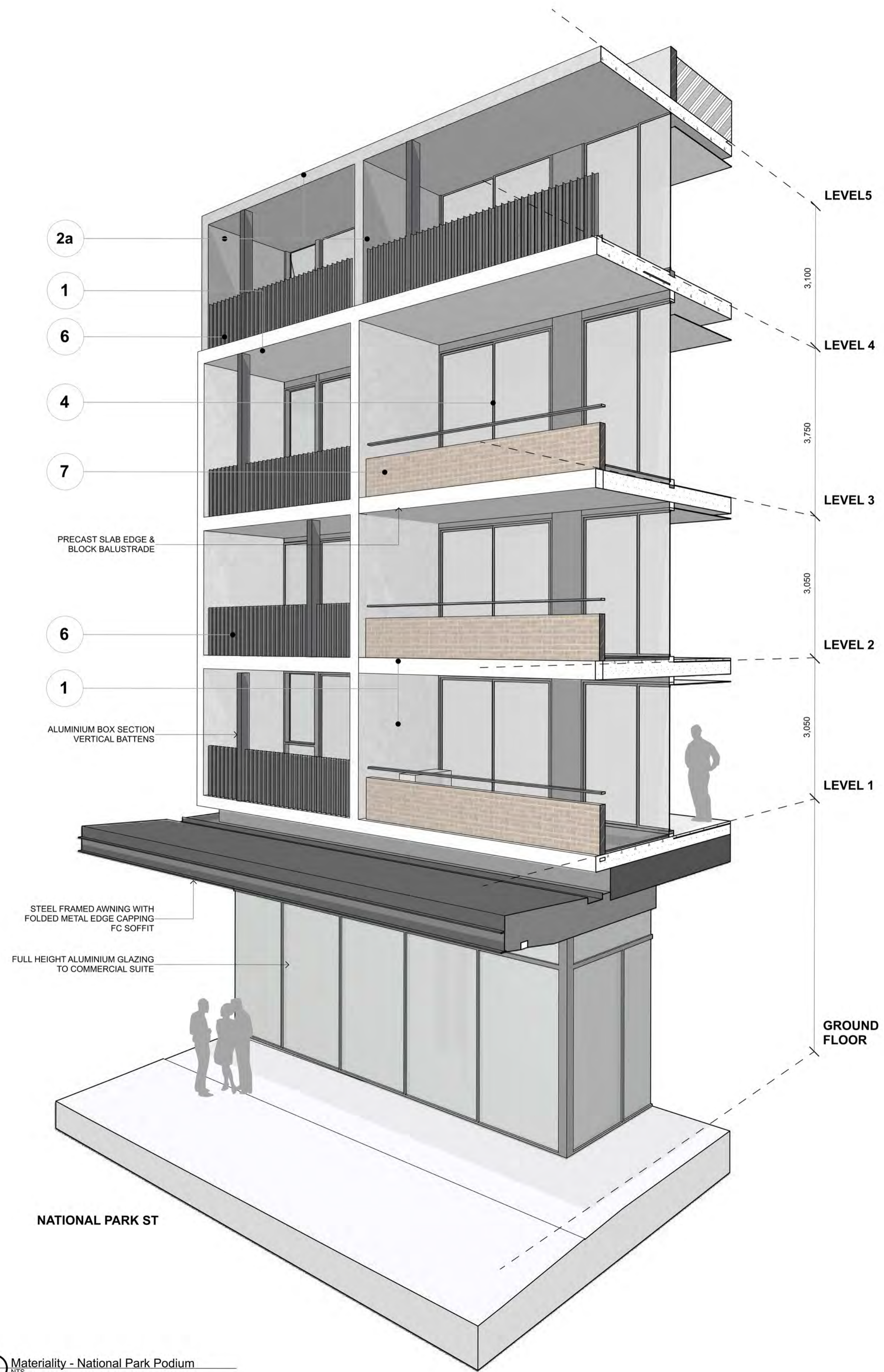
CLIENT
GWH NATIONAL PARK PTY LTD

PROJECT
ONE NATIONAL PARK STREET, NEWCASTLE

DRAWING TITLE
MATERIALITY - PODIUM KING ST

| SCALE | DATE | DRAWN | CHECKED |
|---------|---------------|----------|---------|
| 1:1 @A1 | 18 April 2023 | CKDS | SC |
| JOB | DRAWING | REVISION | |
| 18022 | S455-A3-020 | K | |

Materiality - Podium King St



Master Material Legend

1 Vertical Blades & Podium Slab Edges
Ecotone Mineral Stain

1a Vertical Wall
Precast with Rekl Mould - Natural Concrete with Sealer

1b Tower Slab Edges
Paint Finish

2 Precast Balustrades & Walls
Light Grey - Paint finish

2a Level 4 Podium
Mid-Grey Ecotone Mineral Stain

3 Precast Balustrades & Walls
Dark Grey - Paint finish to form liner texture

4 Aluminium Window Frames
Dulux Powdercoat - Duratec Elements Magnalite or Similar

5 Aluminium Public Art Screen
Dulux Powdercoat - Electro Fresh Gold

6 Aluminium Balustrades & Screens
Dulux Powdercoat - to match glazing frames

7 Podium Solid Balustrades
Austral Masonry GB Honed - 'Limestone' or similar - Stack Bond

IMPORTANT NOTES:
Do not scale from drawings. All dimensions to be checked on site before commencement of work. All discrepancies to be brought to the attention of the Architect. Larger scale drawings and written dimensions take preference. This drawing is copyright and the property of the author, and must not be retained, copied or used without the express authority of MARCHESE + PARTNERS INTERNATIONAL PTY. LTD.

**S4.55
SUBMISSION**

| REVISION | DATE | DESCRIPTION | BY |
|----------|------------------|------------------------|----|
| A | 02 August 2022 | S4.55 SUBMISSION | JW |
| B | 03 August 2022 | S4.55 SUBMISSION | JW |
| C | 10 August 2022 | S4.55 SUBMISSION | JW |
| D | 07 October 2022 | S.455 SUBMISSION | JW |
| E | 14 October 2022 | S.455 SUBMISSION | JW |
| F | 03 February 2023 | RFI ISSUE - Review Set | JW |
| G | 21 February 2023 | RFI ISSUE - Review Set | JW |
| H | 24 February 2023 | RFI ISSUE - Review Set | JW |
| J | 27 February 2023 | RFI ISSUE | JW |
| K | 18 April 2023 | ADDITIONAL RFI ISSUE | IC |



**marchese
partners**

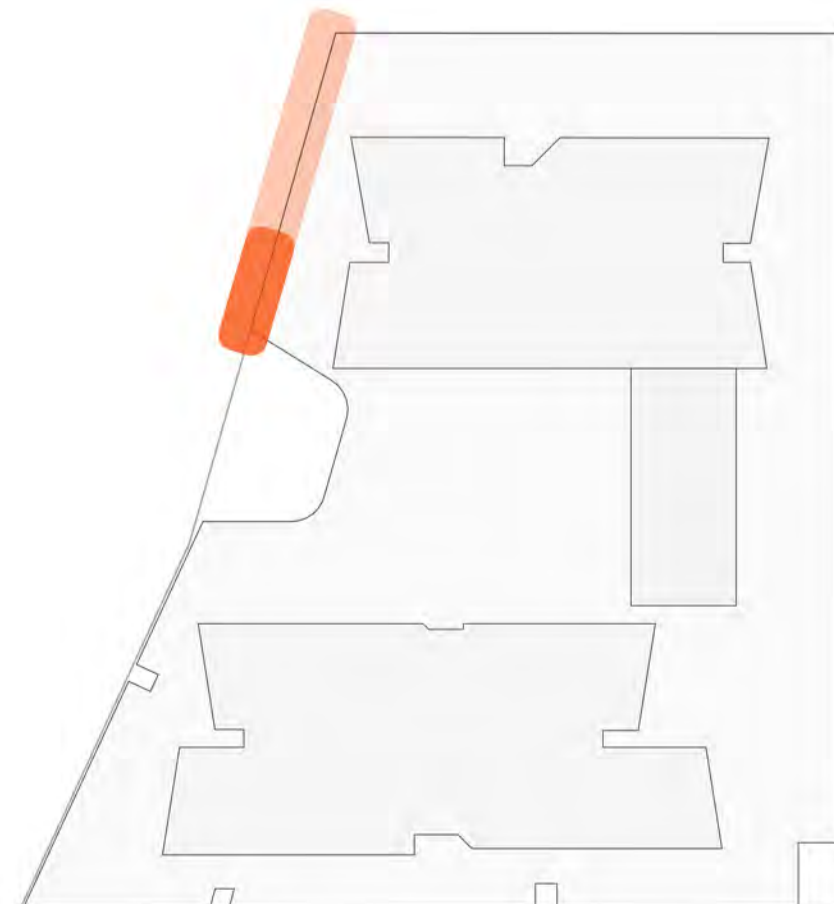
Marchese Partners International Pty Ltd
Level 14, 46 Edward Street
Brisbane, QLD 4000, Australia
P +61 7 3211 2600 F +61 7 3211 0297
E info@marchesepartners.com
www.marchesepartners.com
Sydney · Brisbane
Melbourne · Adelaide · Perth · London
Kuala Lumpur · Christchurch
ABN 33 590 578 323

CLIENT
**GWH NATIONAL PARK
PTY LTD**

PROJECT
**ONE
NATIONAL PARK
STREET, NEWCASTLE**

DRAWING TITLE
**MATERIALITY - PODIUM
NATIONAL PARK ST**

| SCALE | DATE | DRAWN | CHECKED |
|---------|---------------|----------|---------|
| 1:1 @A1 | 18 April 2023 | CKDS | SC |
| JOB | DRAWING | REVISION | |
| 18022 | S455-A3-021 | K | |



Master Material Legend



1 Vertical Blades & Podium Slab Edges
Ecotone Mineral Stain



1a Vertical Wall
Precast with Reklil Mould -
Natural Concrete with Sealer

1b Tower Slab Edges
Paint Finish



2 Precast Balustrades & Walls
Light Grey - Paint finish

2a Level 4 Podium
Mid-Grey Ecotone
Mineral Stain




3 Precast Balustrades & Walls
Dark Grey - Paint finish to form liner texture



4 Aluminium Window Frames
Dulux Powdercoat - Duratec Elements Magnatite or Similar



5 Aluminium Public Art Screen
Dulux Powdercoat - Electro Fresh Gold



6 Aluminium Balustrades & Screens
Dulux Powdercoat - to match glazing frames



7 Podium Solid Balustrades
Austral Masonry GB Honed - 'Limestone' or similar - Stack Bond

IMPORTANT NOTES:
Do not scale from drawings. All dimensions to be checked on site before commencement of work. All discrepancies to be brought to the attention of the Architect. Larger scale drawings and written dimensions take preference. This drawing is copyright and the property of the author, and must not be retained, copied or used without the express authority of MARCHESE + PARTNERS INTERNATIONAL PTY. LTD.

**S4.55
SUBMISSION**

| REVISION | DATE | DESCRIPTION | BY |
|----------|------------------|------------------------|----|
| A | 02 August 2022 | S4.55 SUBMISSION | JW |
| B | 03 August 2022 | S4.55 SUBMISSION | JW |
| C | 10 August 2022 | S4.55 SUBMISSION | JW |
| D | 07 October 2022 | S.455 SUBMISSION | JW |
| E | 14 October 2022 | S.455 SUBMISSION | JW |
| F | 03 February 2023 | RFI ISSUE - Review Set | JW |
| G | 21 February 2023 | RFI ISSUE - Review Set | JW |
| H | 24 February 2023 | RFI ISSUE - Review Set | JW |
| J | 27 February 2023 | RFI ISSUE | JW |
| K | 18 April 2023 | ADDITIONAL RFI ISSUE | IC |



**marchese
partners**

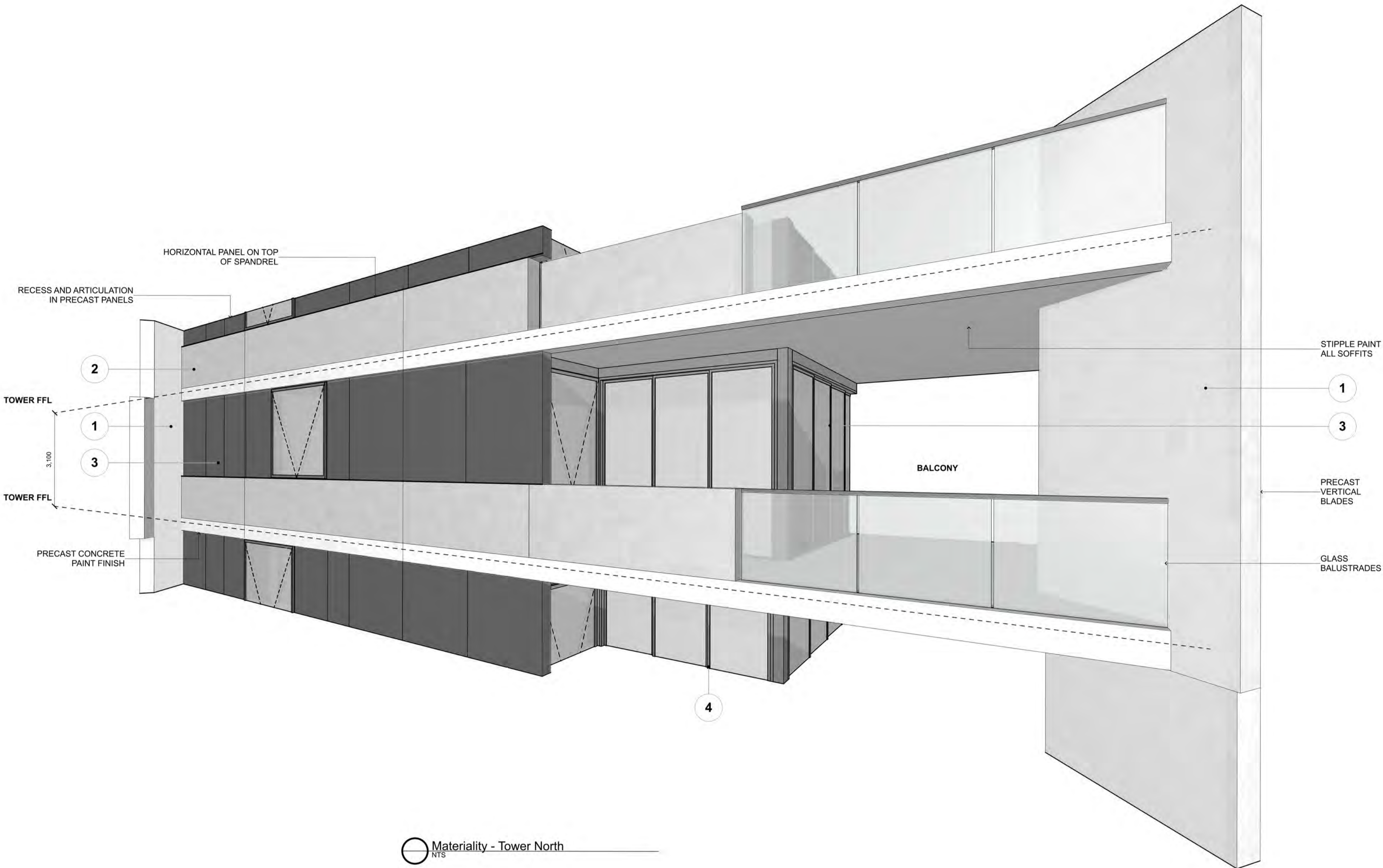
Marchese Partners International Pty Ltd
Level 14, 46 Edward Street
Brisbane, QLD 4000, Australia
P +61 7 3211 2600 F +61 7 3211 0297
E info@marchesepartners.com
www.marchesepartners.com
Sydney · Brisbane
Melbourne · Adelaide · Perth · London
Kuala Lumpur · Christchurch
ABN 33 590 578 323

CLIENT
**GWH NATIONAL PARK
PTY LTD**


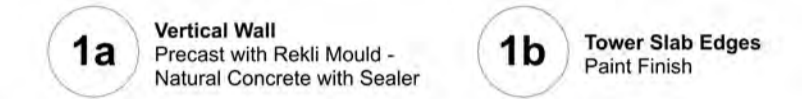

PROJECT
**ONE
NATIONAL PARK
STREET, NEWCASTLE**

DRAWING TITLE
**MATERIALITY - PODIUM
NATIONAL PARK ST**

| SCALE | DATE | DRAWN | CHECKED |
|-----------|---------------|----------|---------|
| 1 : 1 @A1 | 18 April 2023 | CKDS | SC |
| JOB | DRAWING | REVISION | |
| 18022 | S455-A3-022 | K | |



Master Material Legend



IMPORTANT NOTES:
Do not scale from drawings. All dimensions to be checked on site before commencement of work. All discrepancies to be brought to the attention of the Architect. Larger scale drawings and written dimensions take preference. This drawing is copyright and the property of the author, and must not be retained, copied or used without the express authority of MARCHESE + PARTNERS INTERNATIONAL PTY. LTD.

S4.55 SUBMISSION

| REVISION | DATE | DESCRIPTION | BY |
|----------|------------------|------------------------|----|
| A | 02 August 2022 | S4.55 SUBMISSION | JW |
| B | 03 August 2022 | S4.55 SUBMISSION | JW |
| C | 10 August 2022 | S4.55 SUBMISSION | JW |
| D | 07 October 2022 | S.455 SUBMISSION | JW |
| E | 14 October 2022 | S.455 SUBMISSION | JW |
| F | 03 February 2023 | RFI ISSUE - Review Set | JW |
| G | 21 February 2023 | RFI ISSUE - Review Set | JW |
| H | 24 February 2023 | RFI ISSUE - Review Set | JW |
| J | 27 February 2023 | RFI ISSUE | JW |
| K | 18 April 2023 | ADDITIONAL RFI ISSUE | IC |



marchese partners

Marchese Partners International Pty Ltd
Level 14, 46 Edward Street
Brisbane, QLD 4000, Australia
P +61 7 3211 2600 F +61 7 3211 0297
E info@marchesepartners.com
www.marchesepartners.com
Sydney · Brisbane
Melbourne · Adelaide · Perth · London
Kuala Lumpur · Christchurch
ABN 33 590 578 323

CLIENT
GWH NATIONAL PARK PTY LTD

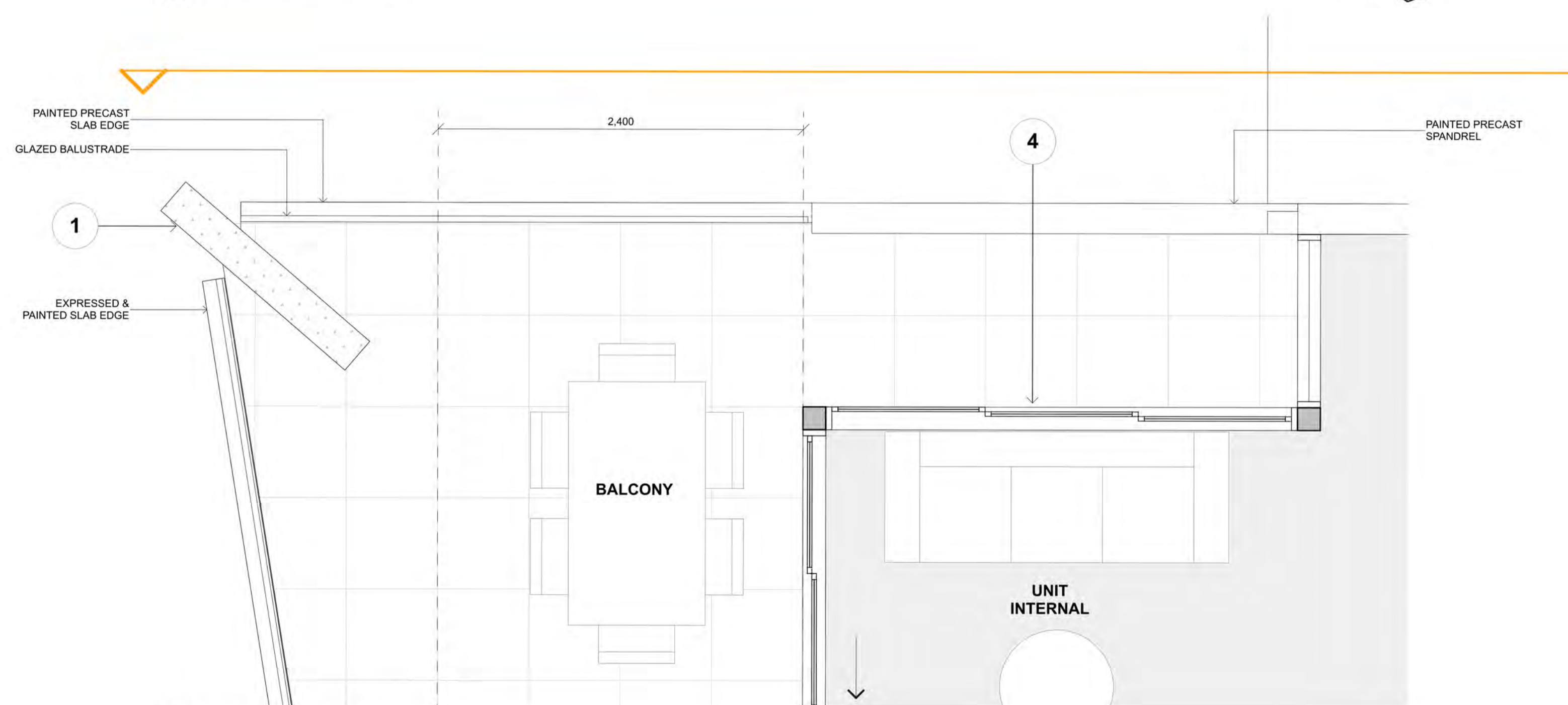
PROJECT
ONE NATIONAL PARK STREET, NEWCASTLE

DRAWING TITLE
MATERIALITY - TOWER NORTHERN BALCONIES

| SCALE | DATE | DRAWN | CHECKED |
|---------|---------------|-------|---------|
| 1:1 @A1 | 18 April 2023 | CKDS | SC |

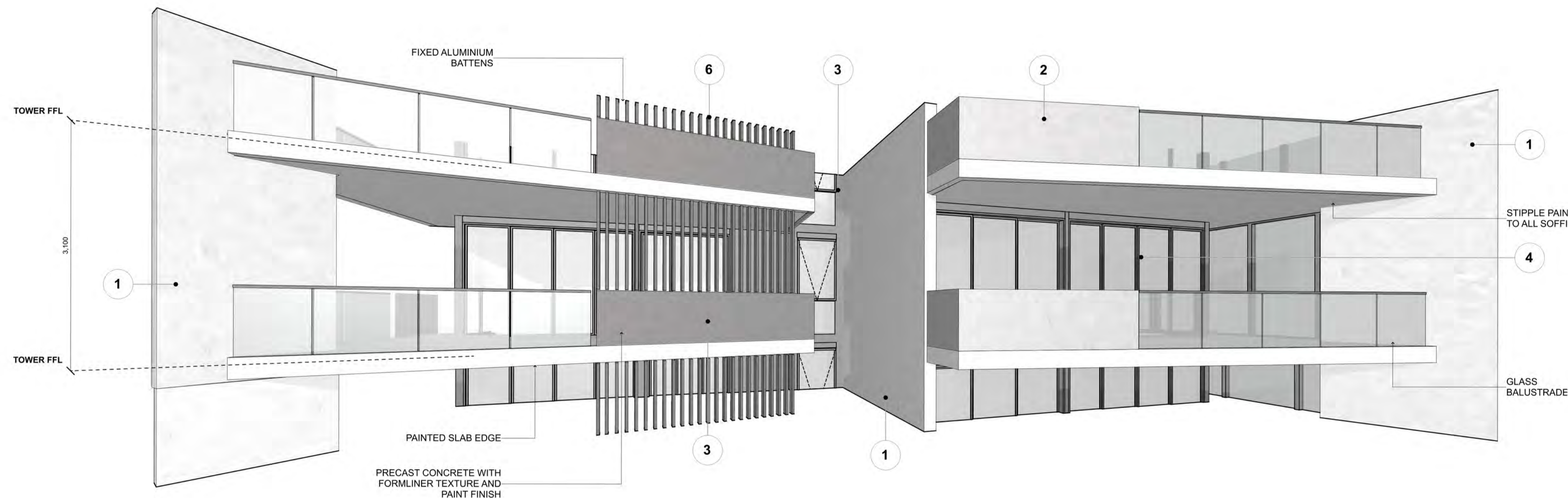
| JOB | DRAWING | REVISION |
|-------|-------------|----------|
| 18022 | S455-A3-023 | K |

Materiality - Tower North



Plan - Tower North Balconies
SCALE 1:25 @A1






Materiality - Tower North



Master Material Legend



1 Vertical Blades & Podium Slab Edges
Ecotone Mineral Stain



1a Vertical Wall
Precast with Reiki Mould -
Natural Concrete with Sealer

1b Tower Slab Edges
Paint Finish



2 Precast Balustrades & Walls
Light Grey - Paint finish

2a Level 4 Podium
Mid-Grey Ecotone
Mineral Stain



3 Precast Balustrades & Walls
Dark Grey - Paint finish to form liner texture



4 Aluminium Window Frames
Dulux Powdercoat - Duratec Elements Magnatite or Similar



6 Aluminium Balustrades & Screens
Dulux Powdercoat - to match glazing frames

IMPORTANT NOTES:
Do not scale from drawings. All dimensions to be checked on site before commencement of work. All discrepancies to be brought to the attention of the Architect. Larger scale drawings and written dimensions take preference. This drawing is copyright and the property of the author, and must not be retained, copied or used without the express authority of MARCHESE + PARTNERS INTERNATIONAL PTY. LTD.

S4.55
SUBMISSION

| REVISION | DATE | DESCRIPTION | BY |
|----------|------------------|------------------------|----|
| A | 02 August 2022 | S4.55 SUBMISSION | JW |
| B | 03 August 2022 | S4.55 SUBMISSION | JW |
| C | 10 August 2022 | S4.55 SUBMISSION | JW |
| D | 07 October 2022 | S.455 SUBMISSION | JW |
| E | 14 October 2022 | S.455 SUBMISSION | JW |
| F | 03 February 2023 | RFI ISSUE - Review Set | JW |
| G | 21 February 2023 | RFI ISSUE - Review Set | JW |
| H | 24 February 2023 | RFI ISSUE - Review Set | JW |
| J | 27 February 2023 | RFI ISSUE | JW |
| K | 18 April 2023 | ADDITIONAL RFI ISSUE | IC |



marchese partners

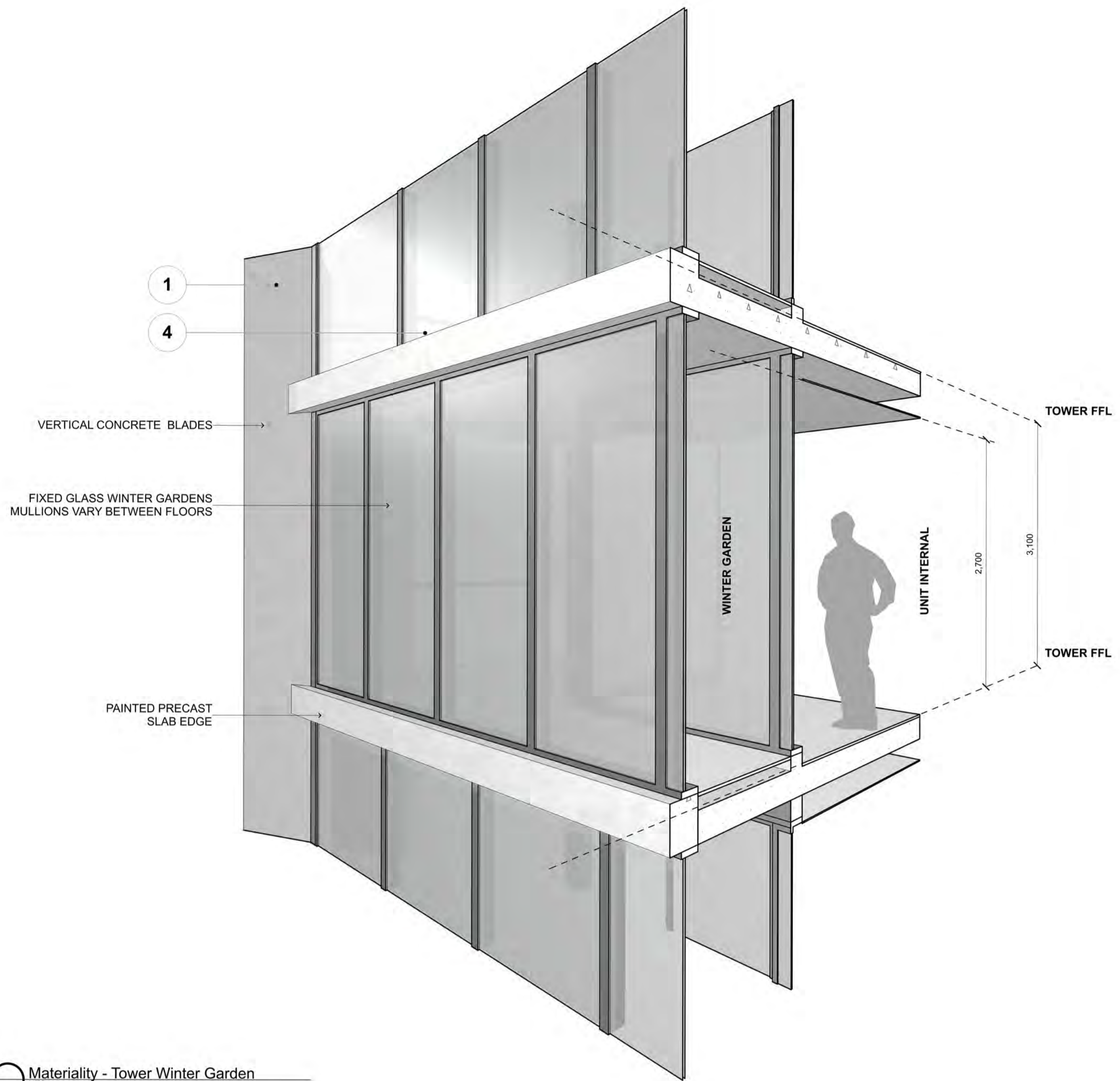
Marchese Partners International Pty Ltd
Level 14, 46 Edward Street
Brisbane, QLD 4000, Australia
P +61 7 3211 2600 F +61 7 3211 0297
E info@marchesepartners.com
www.marchesepartners.com
Sydney - Brisbane
Melbourne - Adelaide - Perth - London
Kuala Lumpur - Christchurch
ABN 33 590 578 323

CLIENT
GWH NATIONAL PARK
PTY LTD

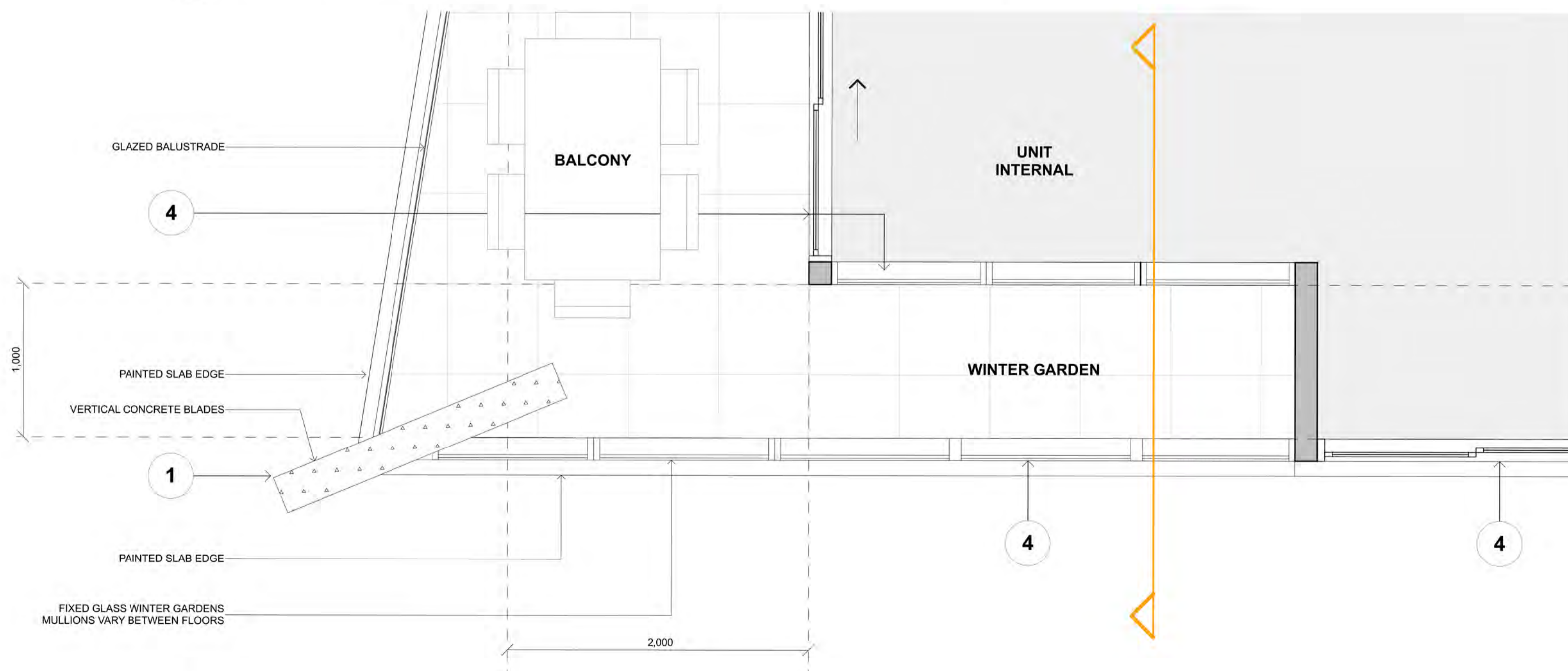
PROJECT
ONE
NATIONAL PARK
STREET, NEWCASTLE

DRAWING TITLE
MATERIALITY - TOWER
EAST WEST SLOTS

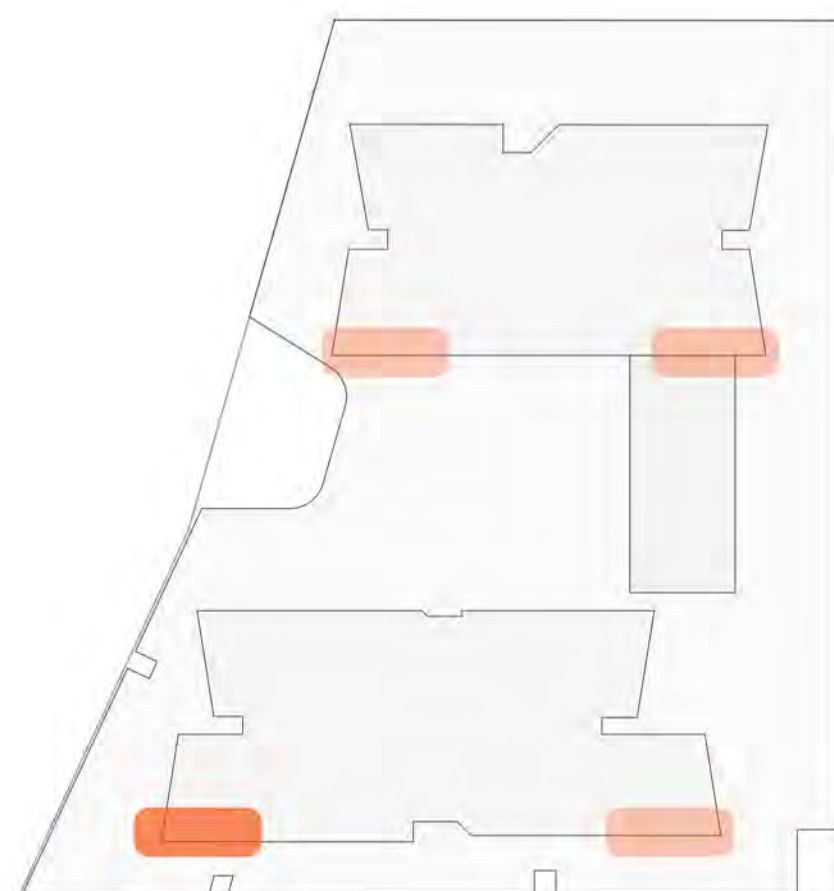
| SCALE | DATE | DRAWN | CHECKED |
|---------|---------------|----------|---------|
| 1:1 @A1 | 18 April 2023 | CKDS | SC |
| JOB | DRAWING | REVISION | |
| 18022 | S455-A3-024 | K | |



Materiality - Tower Winter Garden
NTS



Plan - Tower Winter Garden
SCALE 1:25 @ A1



Master Material Legend



1 Vertical Blades & Podium Slab Edges
Ecotone Mineral Stain



1a Vertical Wall
Precast with Rekl Mould -
Natural Concrete with Sealer

1b Tower Slab Edges
Paint Finish



2 Precast Balustrades & Walls
Light Grey - Paint finish

2a Precast Balustrades
(External Elevations)
Level 4 Podium
Mid-Grey Ecotone
Ecotone Mineral Stain



3 Precast Balustrades & Walls
Dark Grey - Paint finish to form liner texture

3a Precast Balustrades
(External Elevations)
Ecotone Mineral Stain



4 Aluminium Window Frames
Dulux Powdercoat - Duratec Elements Magnatite or Similar

IMPORTANT NOTES:
Do not scale from drawings. All dimensions to be checked on site before commencement of work. All discrepancies to be brought to the attention of the Architect. Larger scale drawings and written dimensions take preference. This drawing is copyright and the property of the author, and must not be retained, copied or used without the express authority of MARCHESE + PARTNERS INTERNATIONAL PTY. LTD.

S4.55
SUBMISSION

| REVISION | DATE | DESCRIPTION | BY |
|----------|------------------|------------------------|----|
| A | 02 August 2022 | S4.55 SUBMISSION | JW |
| B | 03 August 2022 | S4.55 SUBMISSION | JW |
| C | 10 August 2022 | S4.55 SUBMISSION | JW |
| D | 07 October 2022 | S.455 SUBMISSION | JW |
| E | 14 October 2022 | S.455 SUBMISSION | JW |
| F | 03 February 2023 | RFI ISSUE - Review Set | JW |
| G | 21 February 2023 | RFI ISSUE - Review Set | JW |
| H | 24 February 2023 | RFI ISSUE - Review Set | JW |
| J | 27 February 2023 | RFI ISSUE | JW |
| K | 18 April 2023 | ADDITIONAL RFI ISSUE | IC |



marchese
partners

Marchese Partners International Pty Ltd
Level 14, 46 Edward Street
Brisbane, QLD 4000, Australia
P +61 7 3211 2600 F +61 7 3211 0297
E info@marchesepartners.com
www.marchesepartners.com
Sydney - Brisbane
Melbourne - Adelaide - Perth - London
Kuala Lumpur - Christchurch
ABN 33 590 578 323

CLIENT
GWH NATIONAL PARK
PTY LTD

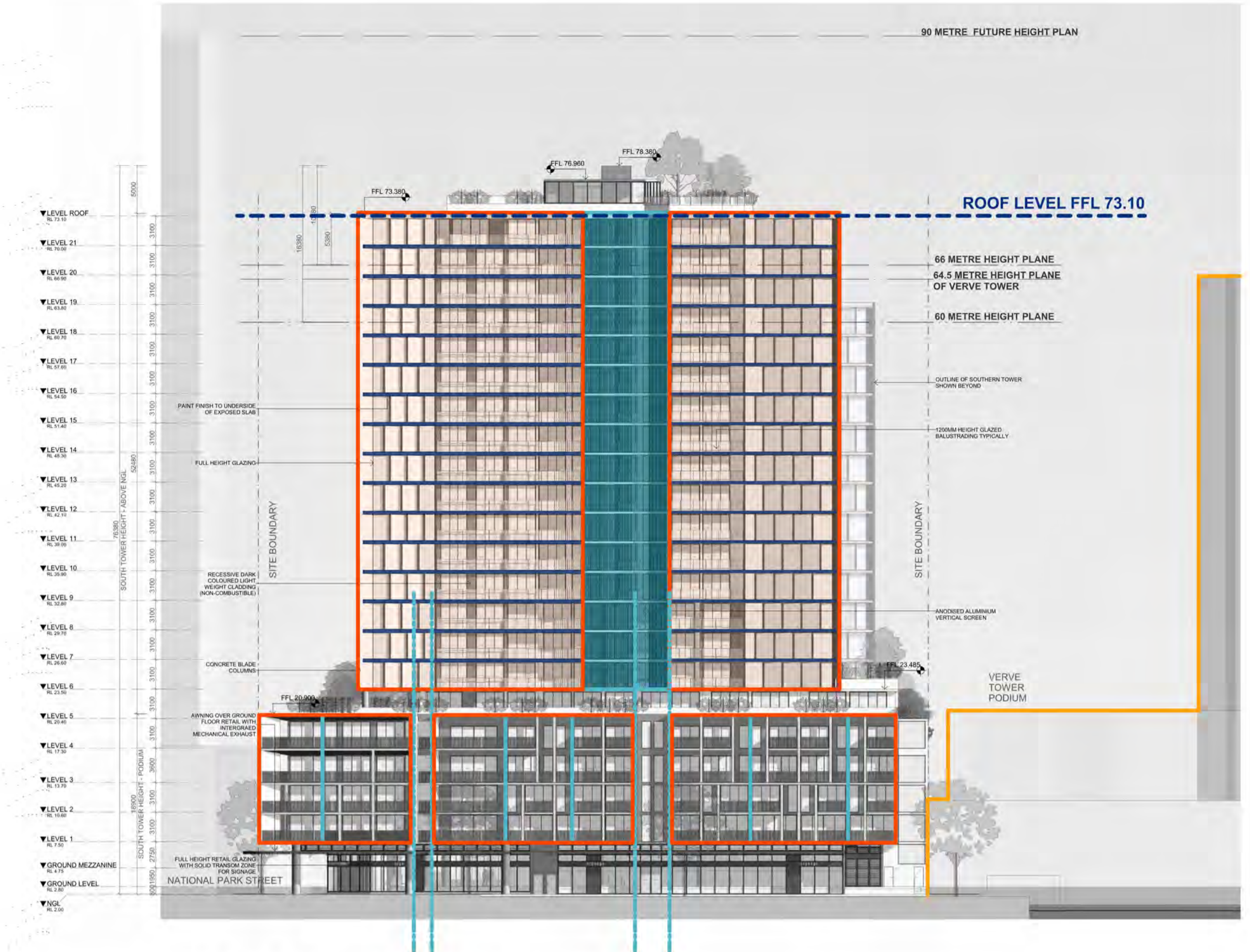
PROJECT
ONE
NATIONAL PARK
STREET, NEWCASTLE

DRAWING TITLE
MATERIALITY - TOWER
WINTER GARDENS

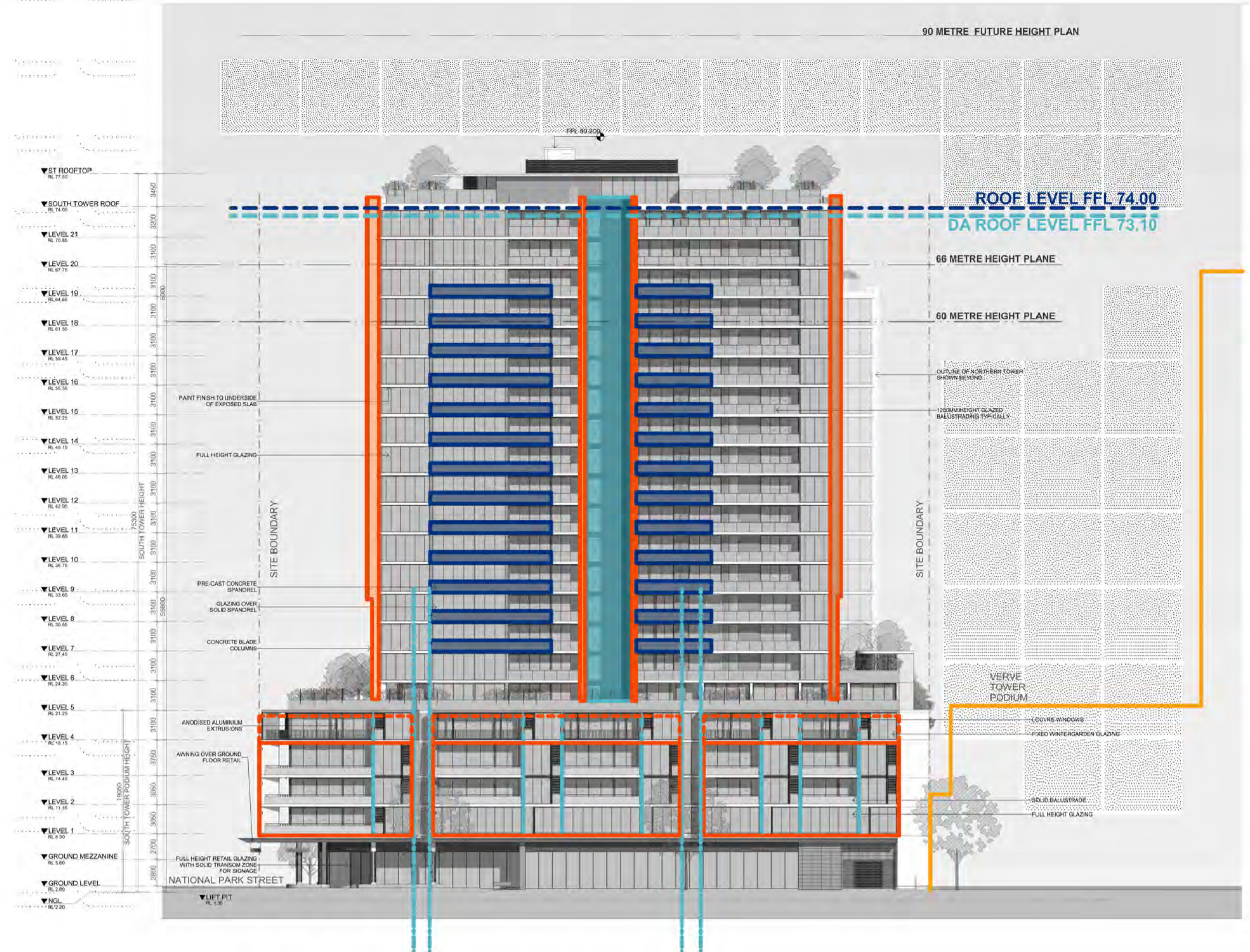
| SCALE | DATE | DRAWN | CHECKED |
|------------|---------------|----------|---------|
| 1 : 1 @ A1 | 18 April 2023 | CKDS | SC |
| JOB | DRAWING | REVISION | |
| 18022 | S455-A3-025 | K | |

IMPORTANT NOTES:
Do not scale from drawings. All dimensions to be checked on site before commencement of work. All discrepancies to be brought to the attention of the Architect. Larger scale drawings and written dimensions take preference. This drawing is copyright and the property of the author, and must not be retained, copied or used without the express authority of MARCHESE + PARTNERS INTERNATIONAL PTY. LTD.

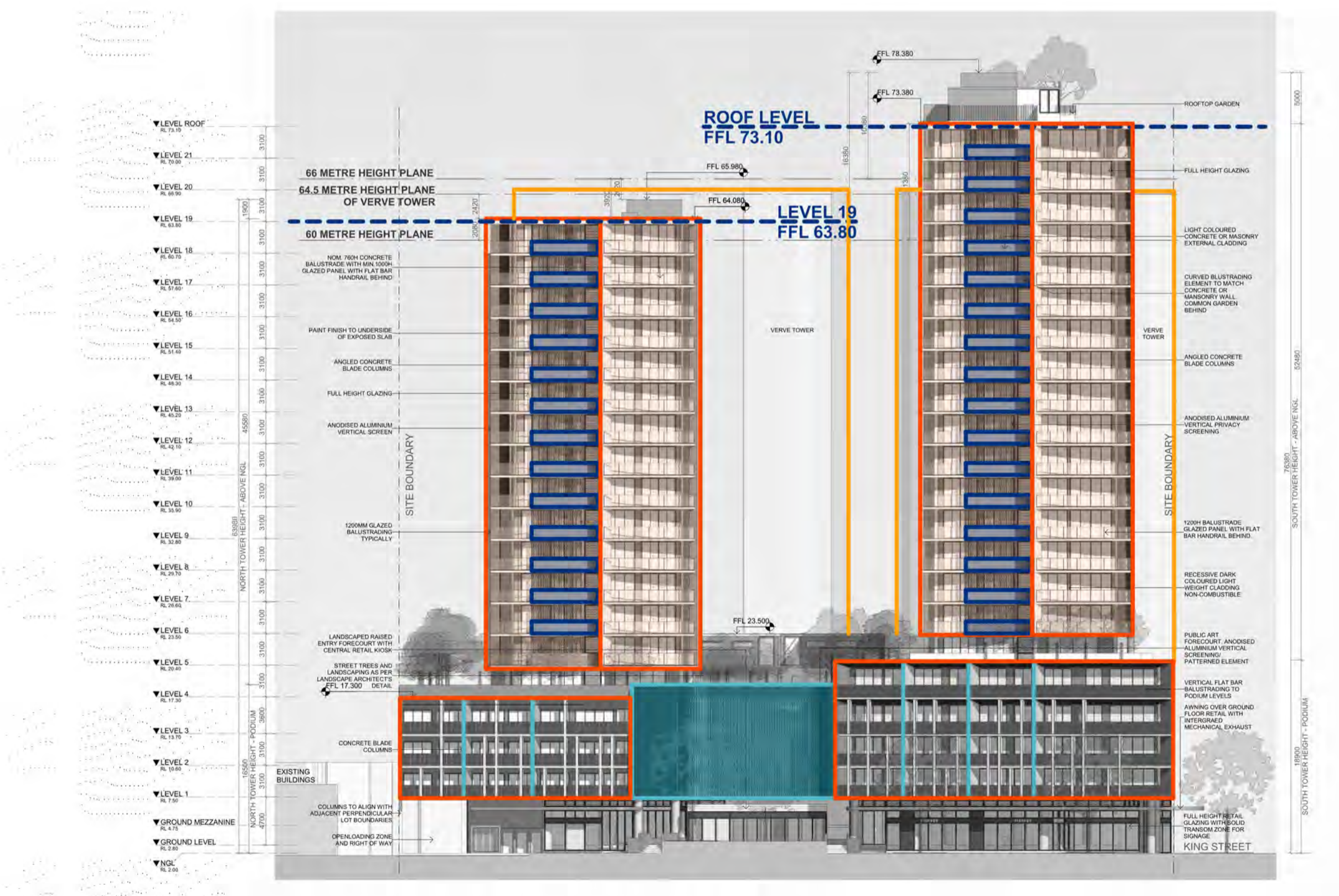
S4.55 SUBMISSION



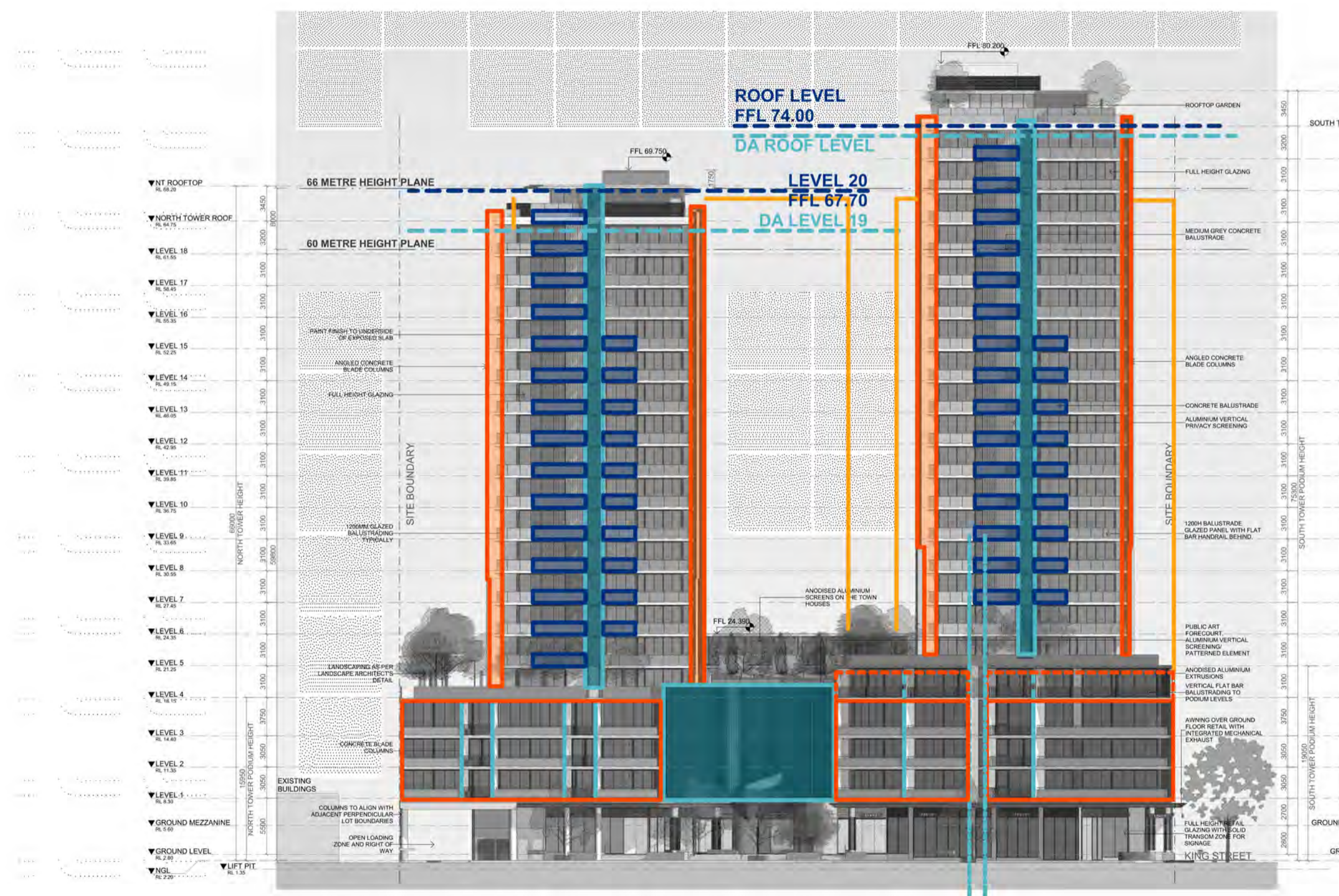
DA APPROVAL - King Street Elevation



S4.55 PROPOSAL - King Street Elevation



DA APPROVAL - National Park Street Elevation



S4.55 PROPOSAL - National Park Street Elevation

- LEGEND**
- PRIMARY PODIUM FORMS AND BREAKS
 - PRIMARY SCREENS AND RECESSES
 - PRIMARY VERTICAL BLADES
 - SOLID BALUSTRADES / PANELS / SLAB EDGES

| SOUTH TOWER | DA APPROVED | | S4.55 PROPOSAL | |
|-------------|-----------------|-------|----------------|--|
| | LIFT OVERRUN RL | 78.38 | 80.02 | |
| | ROOF RL | 76.96 | 77.50 | |
| | ROOF LEVEL FFL | 73.10 | 74.00 | |

| NORTH TOWER | DA APPROVED | | S4.55 PROPOSAL | |
|-------------|-----------------|-------|----------------|--|
| | LIFT OVERRUN RL | 65.98 | 73.82 | |
| | ROOF RL | 63.80 | 71.30 | |
| | ROOF LEVEL FFL | N/A | 67.80 | |

| REVISION | DATE | DESCRIPTION | BY |
|----------|------------------|------------------------|----|
| A | 10 August 2022 | S4.55 SUBMISSION | JW |
| B | 07 October 2022 | S.455 SUBMISSION | JW |
| C | 14 October 2022 | S.455 SUBMISSION | JW |
| D | 03 February 2023 | RFI ISSUE - Review Set | JW |
| E | 21 February 2023 | RFI ISSUE - Review Set | JW |
| F | 24 February 2023 | RFI ISSUE - Review Set | JW |
| G | 27 February 2023 | RFI ISSUE | JW |
| H | 18 April 2023 | ADDITIONAL RFI ISSUE | IC |



marchese partners

Marchese Partners International Pty Ltd
Level 14, 46 Edward Street
Brisbane, QLD 4000, Australia
P +61 7 3211 2600 F +61 7 3211 0297
E info@marchesepartners.com
www.marchesepartners.com
Sydney · Brisbane
Melbourne · Adelaide · Perth · London
Kuala Lumpur · Christchurch
ABN 33 590 578 323

CLIENT
GWH NATIONAL PARK PTY LTD


PROJECT
ONE NATIONAL PARK STREET, NEWCASTLE

DRAWING TITLE
MATERIALITY - ELEVATIONS DA VS S4.55

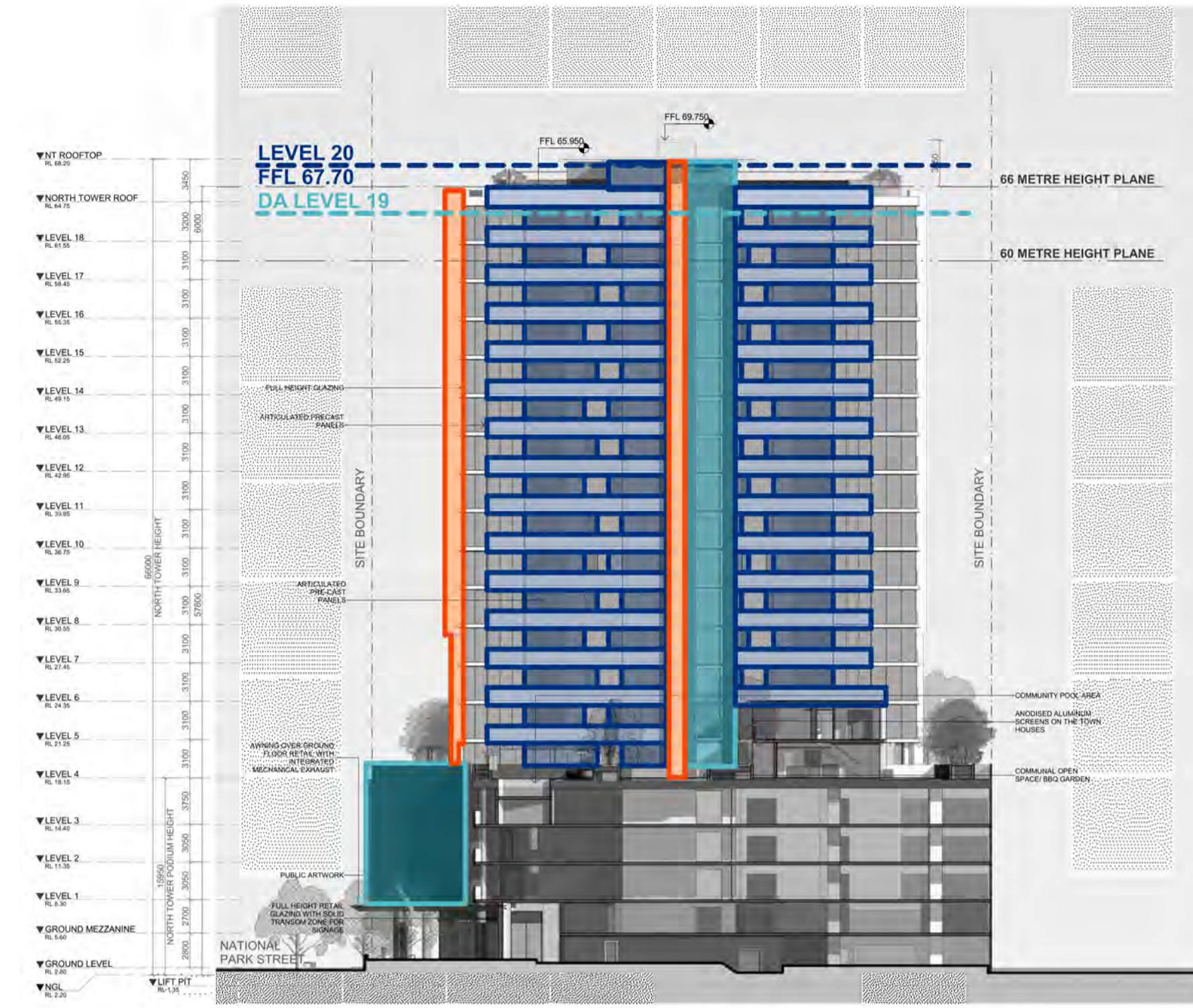
| SCALE | DATE | DRAWN | CHECKED |
|---------|---------------|----------|---------|
| 1:1 @A1 | 18 April 2023 | CKDS | SC |
| JOB | DRAWING | REVISION | |
| 18022 | S455-A3-026 | H | |

IMPORTANT NOTES:
Do not scale from drawings. All dimensions to be checked on site before commencement of work. All discrepancies to be brought to the attention of the Architect. Larger scale drawings and written dimensions take preference. This drawing is copyright and the property of the author, and must not be retained, copied or used without the express authority of MARCHESE + PARTNERS INTERNATIONAL PTY. LTD.


S4.55 SUBMISSION



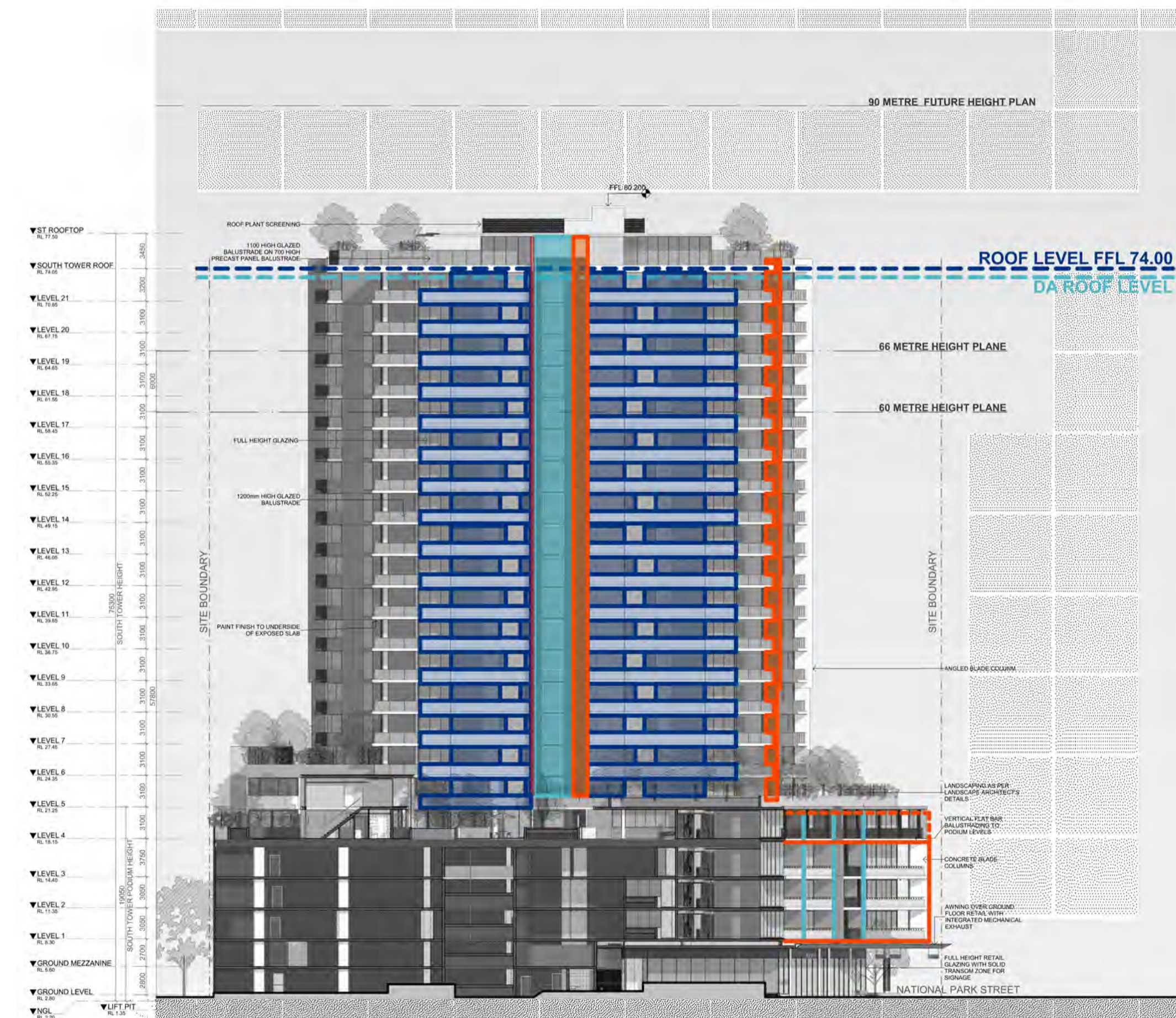
DA APPROVAL - North Tower South Elevation



S4.55 PROPOSAL - North Tower South Elevation



DA APPROVAL - South Tower North Elevation



S4.55 PROPOSAL - South Tower North Elevation

| SOUTH TOWER | | DA APPROVED | S4.55 PROPOSAL |
|-------------|-----------------|-------------|----------------|
| | LIFT OVERRUN RL | 78.38 | 80.02 |
| | ROOF RL | 76.96 | 77.50 |
| | ROOF LEVEL FFL | 73.10 | 74.00 |

LEGEND

- PRIMARY PODIUM FORMS AND BREAKS
- PRIMARY SCREENS AND RECESSES
- PRIMARY VERTICAL BLADES
- SOLID BALUSTRADES / PANELS / SLAB EDGES

| NORTH TOWER | | DA APPROVED | S4.55 PROPOSAL |
|-------------|-----------------|-------------|----------------|
| | LIFT OVERRUN RL | 65.98 | 73.82 |
| | ROOF RL | 63.80 | 71.30 |
| | ROOF LEVEL FFL | N/A | 67.80 |

| REVISION | DATE | DESCRIPTION | BY |
|----------|------------------|------------------------|----|
| A | 10 August 2022 | S4.55 SUBMISSION | JW |
| B | 07 October 2022 | S.455 SUBMISSION | JW |
| C | 14 October 2022 | S.455 SUBMISSION | JW |
| D | 03 February 2023 | RFI ISSUE - Review Set | JW |
| E | 21 February 2023 | RFI ISSUE - Review Set | JW |
| F | 24 February 2023 | RFI ISSUE - Review Set | JW |
| G | 27 February 2023 | RFI ISSUE | JW |
| H | 18 April 2023 | ADDITIONAL RFI ISSUE | IC |



marchese partners

Marchese Partners International Pty Ltd
Level 14, 46 Edward Street
Brisbane, QLD 4000, Australia
P +61 7 3211 2600 F +61 7 3211 0297
E info@marchesepartners.com
www.marchesepartners.com
Sydney · Brisbane
Melbourne · Adelaide · Perth · London
Kuala Lumpur · Chistchurch
ABN 33 590 578 323

CLIENT
GWH NATIONAL PARK
PTY LTD

PROJECT
ONE
NATIONAL PARK
STREET, NEWCASTLE

DRAWING TITLE
MATERIALITY -
ELEVATIONS DA VS
S4.55

| SCALE | DATE | DRAWN | CHECKED |
|---------|---------------|----------|---------|
| 1:1 @A1 | 18 April 2023 | CKDS | SC |
| JOB | DRAWING | REVISION | |
| 18022 | S455-A3-027 | H | |

IMPORTANT NOTES:
Do not scale from drawings. All dimensions to be checked on site before commencement of work. All discrepancies to be brought to the attention of the Architect. Larger scale drawings and written dimensions take preference. This drawing is copyright and the property of the author, and must not be retained, copied or used without the express authority of MARCHESE + PARTNERS INTERNATIONAL PTY. LTD.

S4.55 SUBMISSION

| REVISION | DATE | DESCRIPTION | BY |
|----------|------------------|------------------------|----|
| A | 10 August 2022 | S4.55 SUBMISSION | JW |
| B | 07 October 2022 | S.455 SUBMISSION | JW |
| C | 14 October 2022 | S.455 SUBMISSION | JW |
| D | 03 February 2023 | RFI ISSUE - Review Set | JW |
| E | 21 February 2023 | RFI ISSUE - Review Set | JW |
| F | 24 February 2023 | RFI ISSUE - Review Set | JW |
| G | 27 February 2023 | RFI ISSUE | JW |
| H | 18 April 2023 | ADDITIONAL RFI ISSUE | IC |



marchese partners

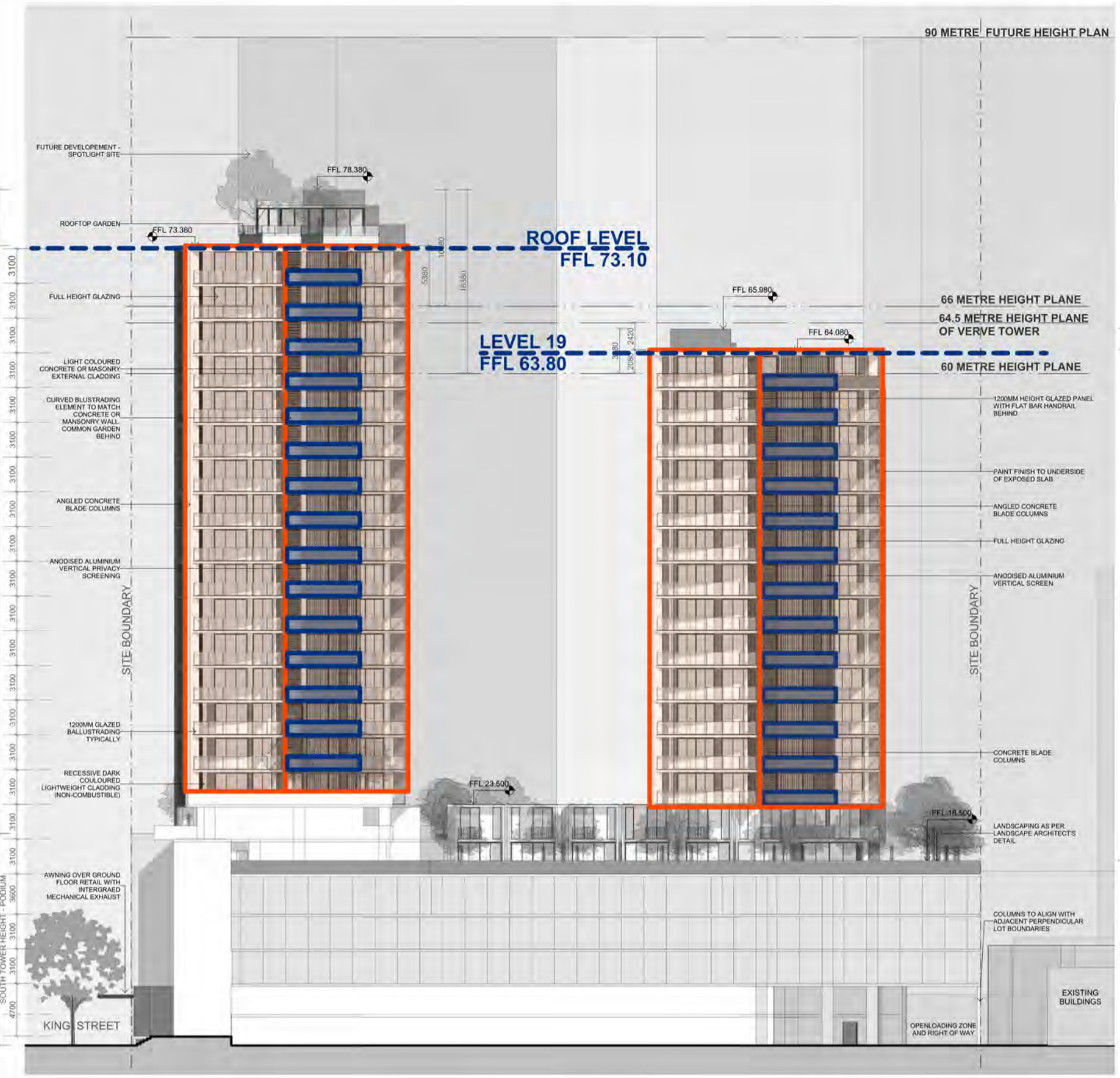
Marchese Partners International Pty Ltd
Level 14, 46 Edward Street
Brisbane, QLD 4000, Australia
P +61 7 3211 2600 F +61 7 3211 0297
E info@marchesepartners.com
www.marchesepartners.com
Sydney · Brisbane
Melbourne · Adelaide · Perth · London
Kuala Lumpur · Chistchurch
ABN 33 590 578 323

CLIENT
GWH NATIONAL PARK PTY LTD

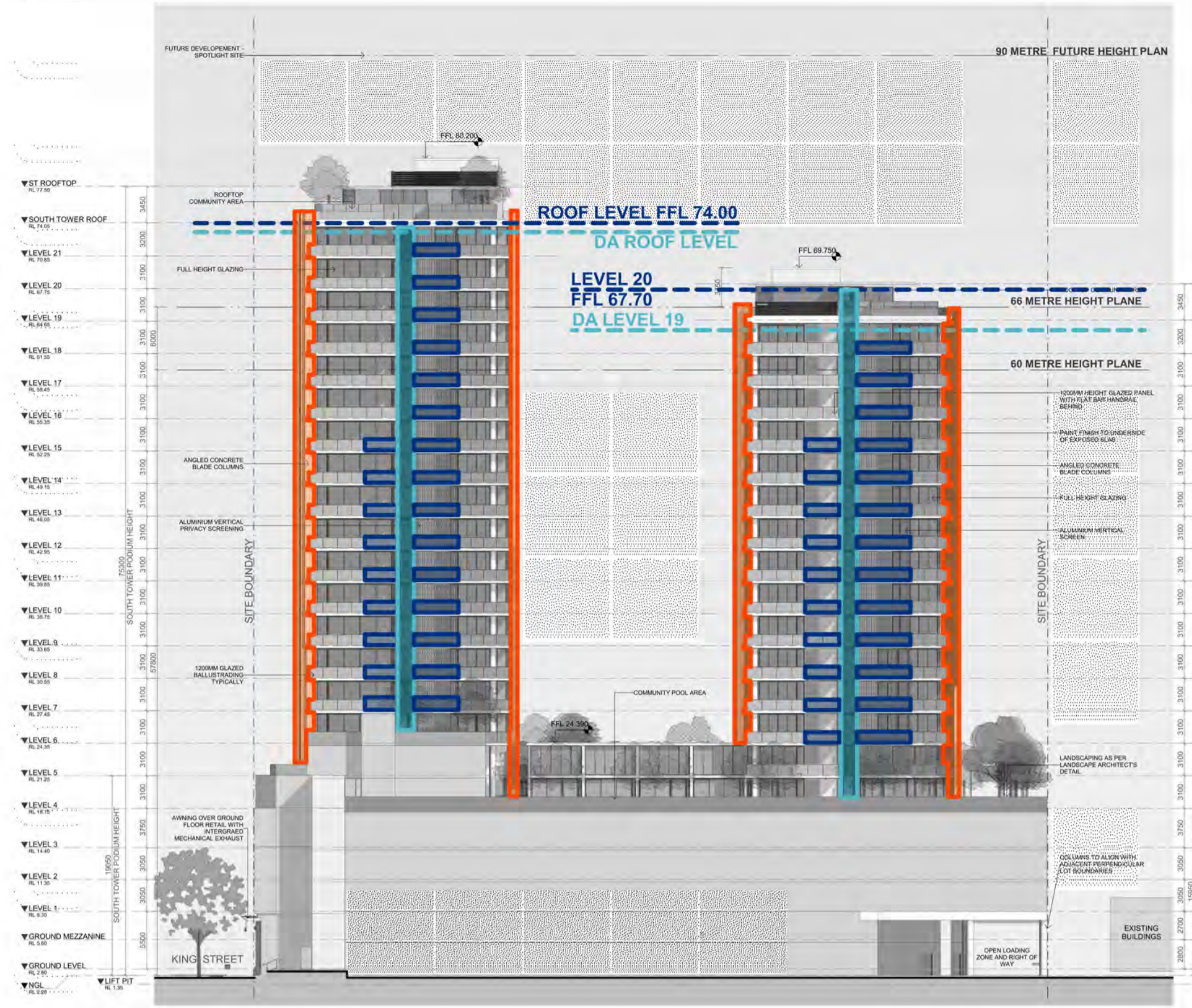
PROJECT
ONE NATIONAL PARK STREET, NEWCASTLE

DRAWING TITLE
MATERIALITY - ELEVATIONS DA VS S4.55

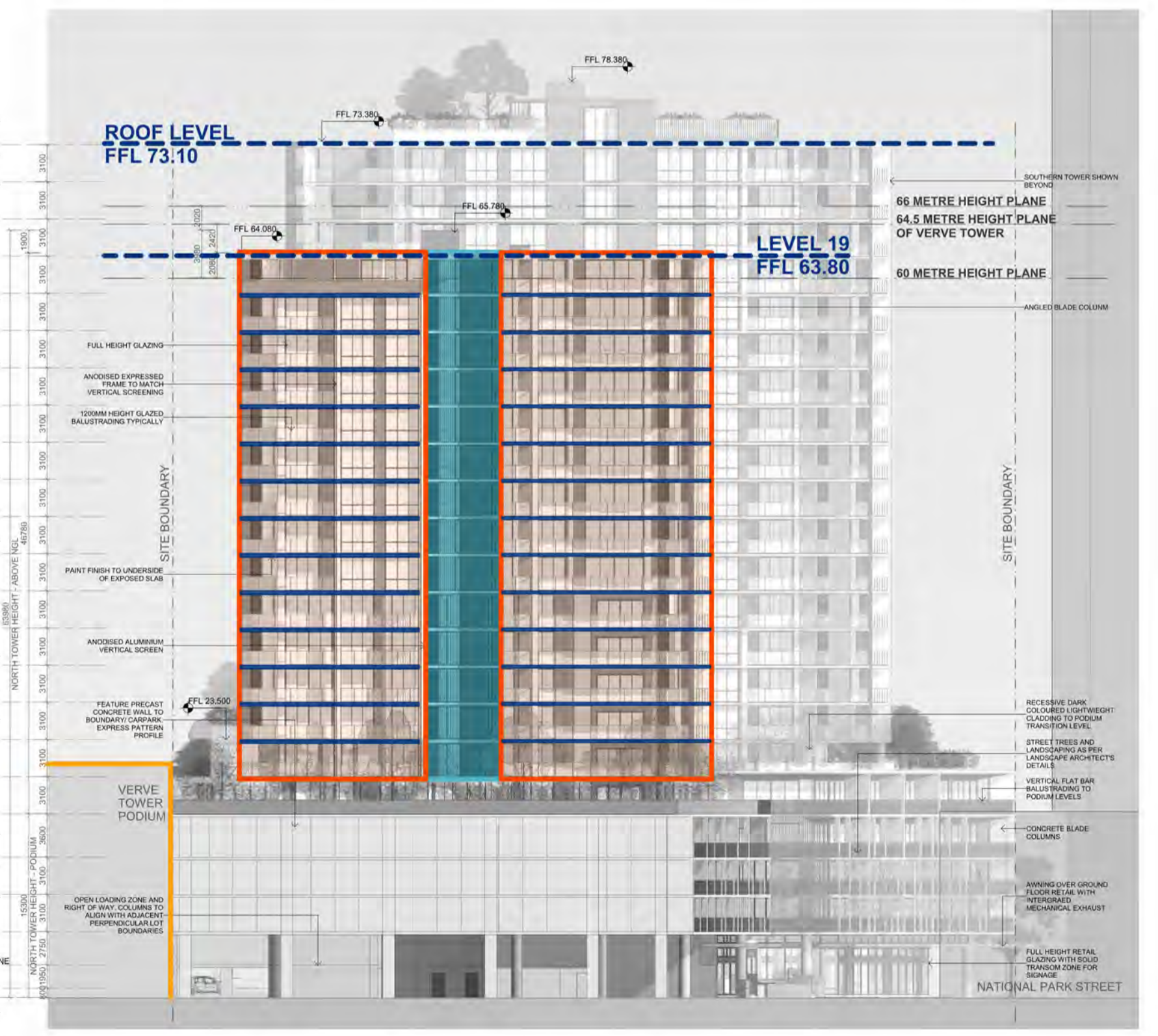
| SCALE | DATE | DRAWN | CHECKED |
|---------|---------------|----------|---------|
| 1:1 @A1 | 18 April 2023 | CKDS | SC |
| JOB | DRAWING | REVISION | |
| 18022 | S455-A3-028 | H | |



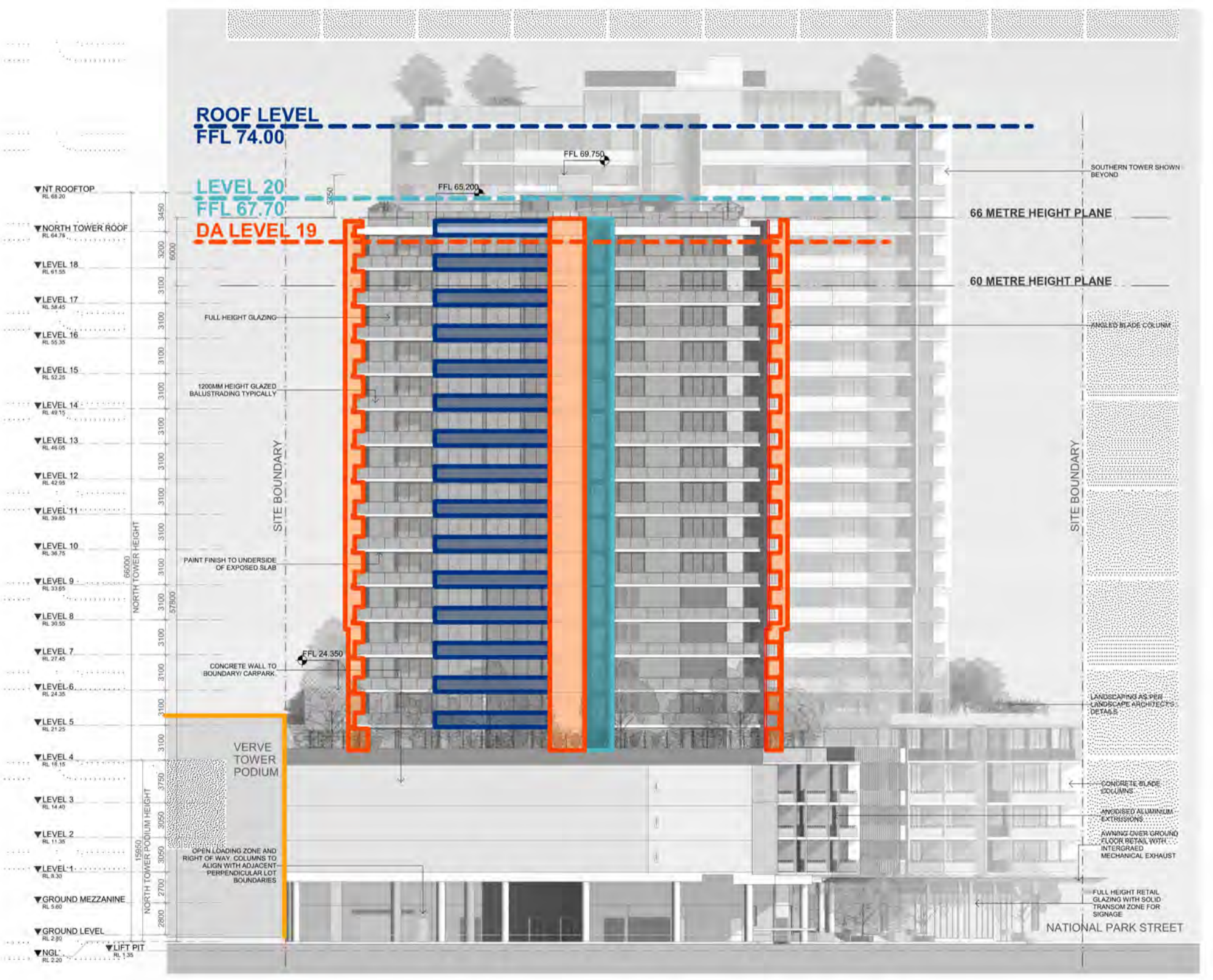
DA APPROVAL - East Elevation



S4.55 PROPOSAL - East Elevation



DA APPROVAL - North Elevation



S4.55 PROPOSAL - North Elevation

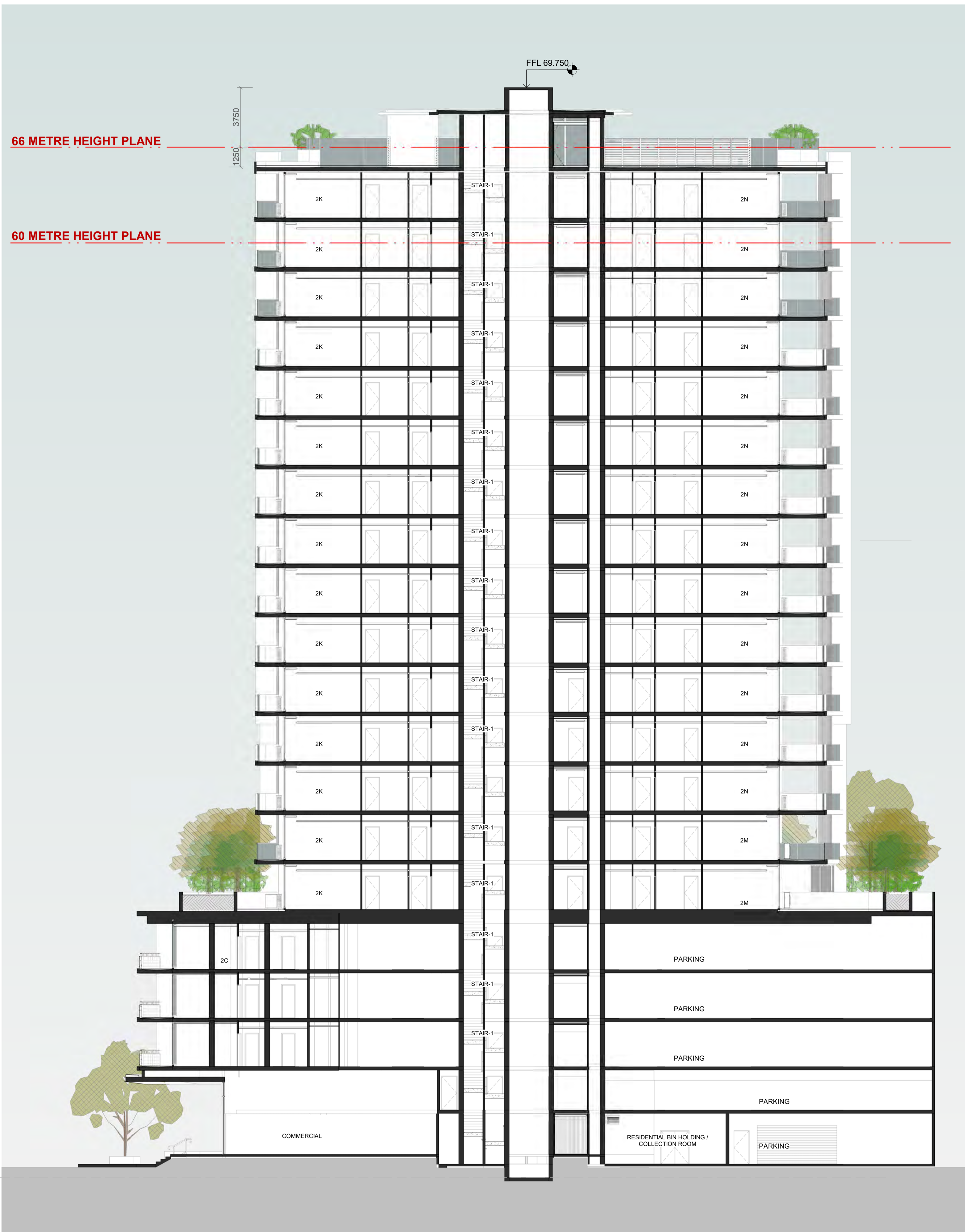
LEGEND

| | |
|--|---|
| | PRIMARY PODIUM FORMS AND BREAKS |
| | PRIMARY SCREENS AND RECESSES |
| | PRIMARY VERTICAL BLADES |
| | SOLID BALUSTRADES / PANELS / SLAB EDGES |

| SOUTH TOWER | DA APPROVED | | S4.55 PROPOSAL | |
|-------------|-----------------|-------|----------------|--|
| | LIFT OVERRUN RL | 78.38 | 80.02 | |
| | ROOF RL | 76.96 | 77.50 | |
| | ROOF LEVEL FFL | 73.10 | 74.00 | |

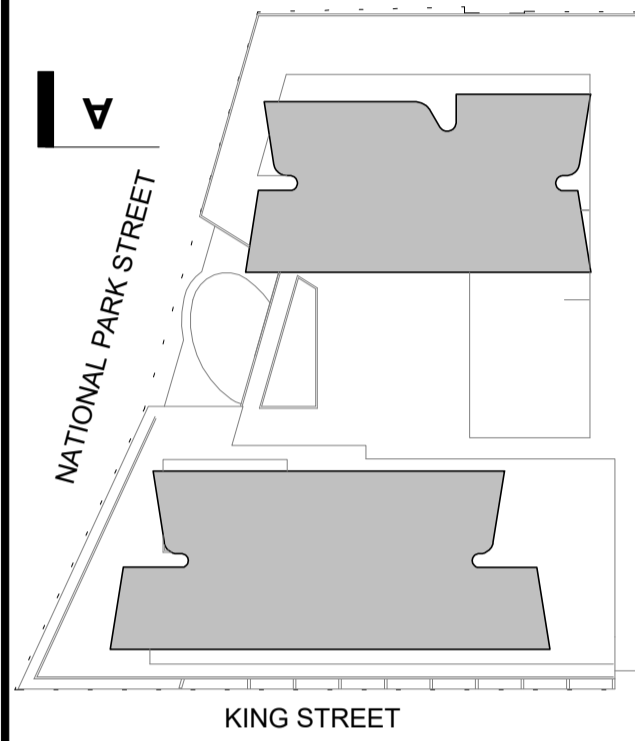
| NORTH TOWER | DA APPROVED | | S4.55 PROPOSAL | |
|-------------|-----------------|-------|----------------|--|
| | LIFT OVERRUN RL | 65.98 | 73.82 | |
| | ROOF RL | 63.80 | 71.30 | |
| | ROOF LEVEL FFL | N/A | 67.80 | |

| | | |
|-------------------|----------|------|
| ▽NT ROOFTOP | RL 68.20 | |
| ▽NORTH TOWER ROOF | RL 64.75 | 3450 |
| ▽LEVEL 18 | RL 61.55 | 3200 |
| ▽LEVEL 17 | RL 59.45 | 3100 |
| ▽LEVEL 16 | RL 55.35 | 3100 |
| ▽LEVEL 15 | RL 52.25 | 3100 |
| ▽LEVEL 14 | RL 49.15 | 3100 |
| ▽LEVEL 13 | RL 46.05 | 3100 |
| ▽LEVEL 12 | RL 42.95 | 3100 |
| ▽LEVEL 11 | RL 39.85 | 3100 |
| ▽LEVEL 10 | RL 36.75 | 3100 |
| ▽LEVEL 9 | RL 33.65 | 3100 |
| ▽LEVEL 8 | RL 30.55 | 3100 |
| ▽LEVEL 7 | RL 27.45 | 3100 |
| ▽LEVEL 6 | RL 24.35 | 3100 |
| ▽LEVEL 5 | RL 21.25 | 3100 |
| ▽LEVEL 4 | RL 18.15 | 3750 |
| ▽LEVEL 3 | RL 14.40 | 3050 |
| ▽LEVEL 2 | RL 11.35 | 3050 |
| ▽LEVEL 1 | RL 8.30 | 2700 |
| ▽GROUND MEZZANINE | RL 5.60 | 2800 |
| ▽GROUND LEVEL | RL 2.80 | |
| ▽NGL | RL 2.20 | |
| ▽LIFT PIT | RL 1.35 | |
| ▽FOUNDATION LEVEL | RL -1.00 | |



IMPORTANT NOTES:
 Do not scale from drawings. All dimensions to be checked on site before commencement of work. All discrepancies to be brought to the attention of the Architect. Larger scale drawings and written dimensions take preference. This drawing is copyright and the property of the author, and must not be retained, copied or used without the express authority of MARCHESE + PARTNERS INTERNATIONAL PTY. LTD.

S4.55 SUBMISSION



| REVISION | DATE | DESCRIPTION | BY |
|----------|-------------------|------------------------|----|
| B | 19 July 2022 | DA ISSUE | JW |
| C | 02 August 2022 | S4.55 SUBMISSION | JW |
| D | 03 August 2022 | S4.55 SUBMISSION | JW |
| E | 09 August 2022 | S4.55 SUBMISSION | JW |
| F | 10 August 2022 | S4.55 SUBMISSION | JW |
| G | 30 September 2022 | S.455 SUBMISSION | JW |
| H | 07 October 2022 | S.455 SUBMISSION | JW |
| J | 14 October 2022 | S.455 SUBMISSION | JW |
| K | 03 February 2023 | RFI ISSUE - Review Set | JW |
| L | 21 February 2023 | RFI ISSUE - Review Set | JW |
| M | 24 February 2023 | RFI ISSUE - Review Set | JW |
| N | 27 February 2023 | RFI ISSUE | JW |
| P | 18 April 2023 | ADDITIONAL RFI ISSUE | IC |



marchese partners

Marchese Partners International Pty Ltd
 Level 14, 46 Edward Street
 Brisbane, QLD 4000, Australia
 P +61 7 3211 2600 F +61 7 3211 0297
 E info@marchesepartners.com
 www.marchesepartners.com
 Sydney · Brisbane
 Melbourne · Adelaide · Perth · London
 Kuala Lumpur · Christchurch
 ABN 33 590 578 323

CLIENT
GWH NATIONAL PARK PTY LTD

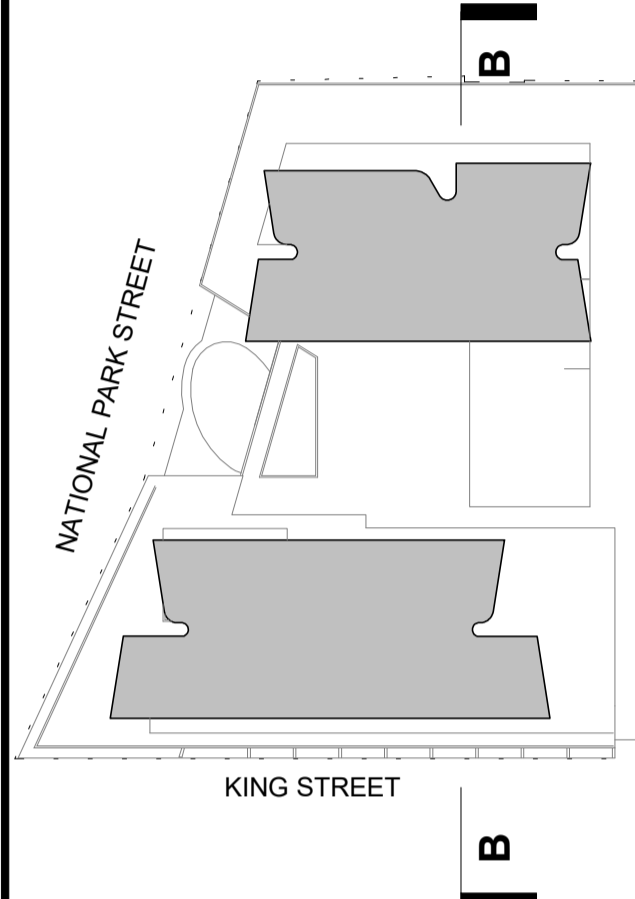
PROJECT
ONE NATIONAL PARK STREET, NEWCASTLE

DRAWING TITLE
SECTION-AA

| SCALE | DATE | DRAWN | CHECKED |
|------------------|---------------|----------|---------|
| As indicated @A1 | 18 April 2023 | AL | JW |
| JOB | DRAWING | REVISION | |
| 18022 | S455-A4-001 | P | |

IMPORTANT NOTES:
Do not scale from drawings. All dimensions to be checked on site before commencement of work. All discrepancies to be brought to the attention of the Architect. Larger scale drawings and written dimensions take preference. This drawing is copyright and the property of the author, and must not be retained, copied or used without the express authority of MARCHESE + PARTNERS INTERNATIONAL PTY. LTD.

S4.55 SUBMISSION



| REVISION | DATE | DESCRIPTION | BY |
|----------|-------------------|------------------------|----|
| B | 19 July 2022 | DA ISSUE | JW |
| C | 02 August 2022 | S4.55 SUBMISSION | JW |
| D | 03 August 2022 | S4.55 SUBMISSION | JW |
| E | 09 August 2022 | S4.55 SUBMISSION | JW |
| F | 10 August 2022 | S4.55 SUBMISSION | JW |
| G | 30 September 2022 | S.455 SUBMISSION | JW |
| H | 07 October 2022 | S.455 SUBMISSION | JW |
| I | 14 October 2022 | S.455 SUBMISSION | JW |
| J | 03 February 2023 | RFI ISSUE - Review Set | JW |
| K | 21 February 2023 | RFI ISSUE - Review Set | JW |
| L | 24 February 2023 | RFI ISSUE - Review Set | JW |
| M | 27 February 2023 | RFI ISSUE - Review Set | JW |
| N | 18 April 2023 | ADDITIONAL RFI ISSUE | IC |



marchese partners

Marchese Partners International Pty Ltd
Level 14, 46 Edward Street
Brisbane, QLD 4000, Australia
P +61 7 3211 2600 F +61 7 3211 0297
E info@marchesepartners.com
www.marchesepartners.com
Sydney · Brisbane
Melbourne · Adelaide · Perth · London
Kuala Lumpur · Christchurch
ABN 33 590 578 323

CLIENT
GWH NATIONAL PARK PTY LTD

PROJECT
ONE NATIONAL PARK STREET, NEWCASTLE

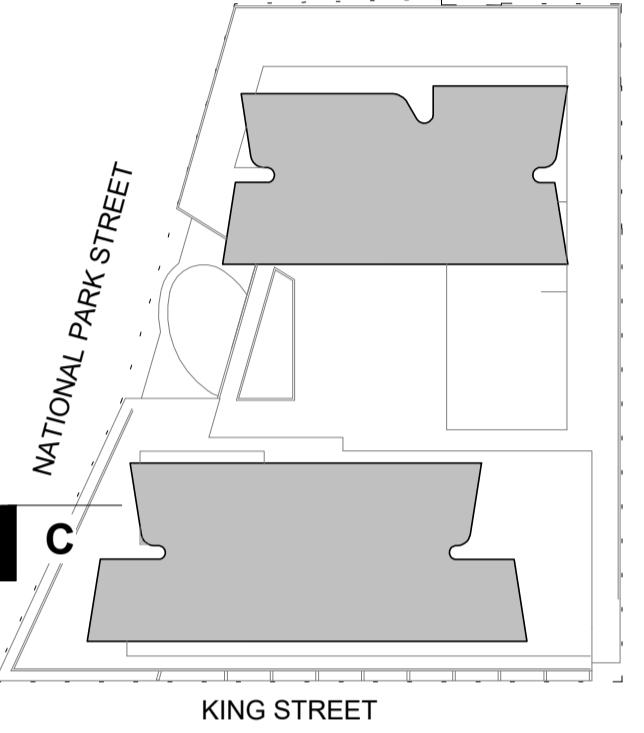
DRAWING TITLE
SECTION-BB

| SCALE | DATE | DRAWN | CHECKED |
|------------------|---------------|----------|---------|
| As indicated @A1 | 18 April 2023 | AL | JW |
| JOB | DRAWING | REVISION | |
| 18022 | S455-A4-002 | P | |



IMPORTANT NOTES:
Do not scale from drawings. All dimensions to be checked on site before commencement of work. All discrepancies to be brought to the attention of the Architect. Larger scale drawings and written dimensions take preference. This drawing is copyright and the property of the author, and must not be retained, copied or used without the express authority of MARCHESE + PARTNERS INTERNATIONAL PTY. LTD.

S4.55 SUBMISSION



| REVISION | DATE | DESCRIPTION | BY |
|----------|-------------------|------------------------|----|
| B | 19 July 2022 | DA ISSUE | JW |
| C | 02 August 2022 | S4.55 SUBMISSION | JW |
| D | 03 August 2022 | S4.55 SUBMISSION | JW |
| E | 09 August 2022 | S4.55 SUBMISSION | JW |
| F | 10 August 2022 | S4.55 SUBMISSION | JW |
| G | 30 September 2022 | S.455 SUBMISSION | JW |
| H | 07 October 2022 | S.455 SUBMISSION | JW |
| J | 14 October 2022 | S.455 SUBMISSION | JW |
| K | 03 February 2023 | RFI ISSUE - Review Set | JW |
| L | 21 February 2023 | RFI ISSUE - Review Set | JW |
| M | 24 February 2023 | RFI ISSUE - Review Set | JW |
| N | 27 February 2023 | RFI ISSUE | JW |
| P | 18 April 2023 | ADDITIONAL RFI ISSUE | IC |



**marchese
partners**

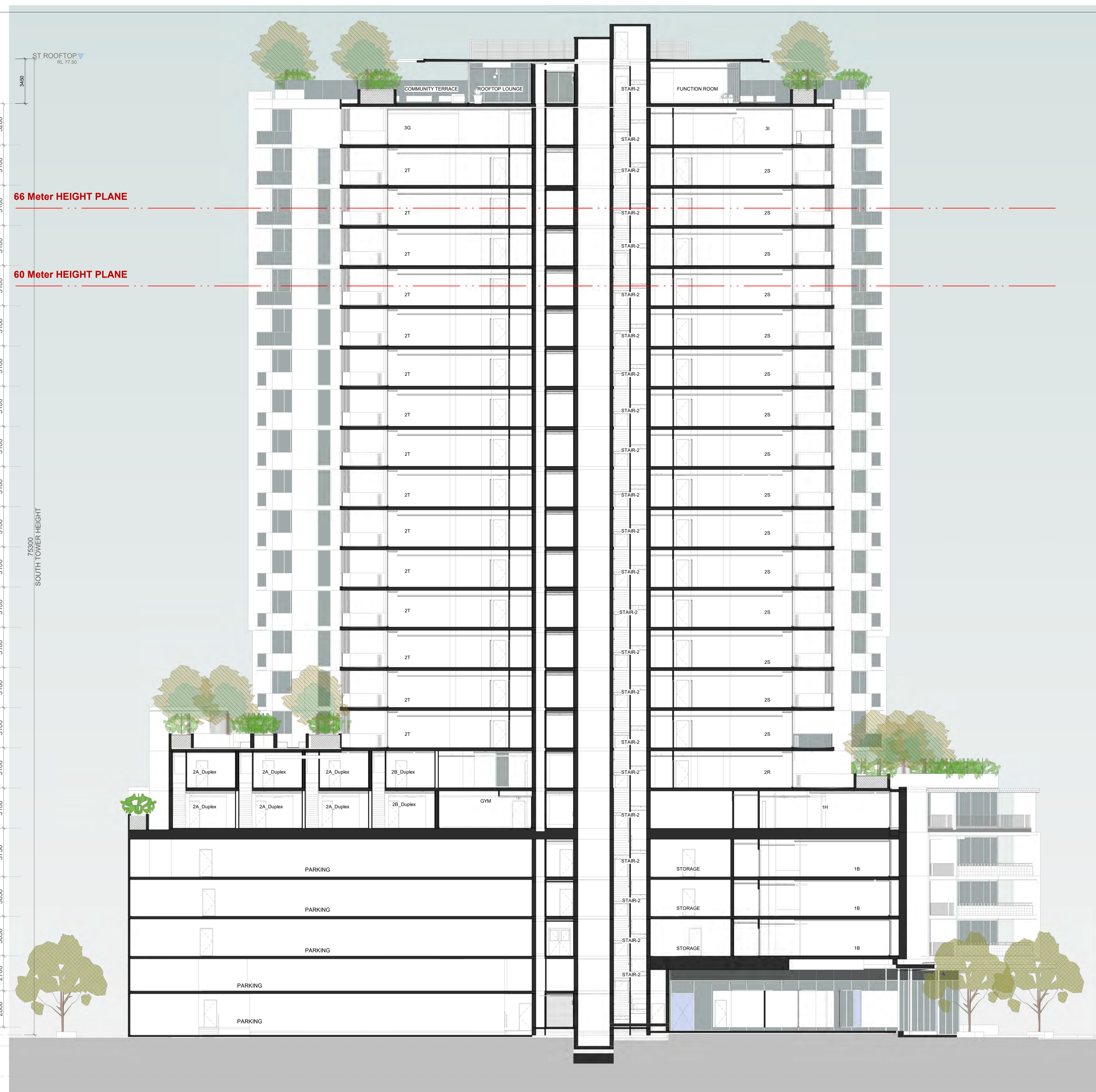
Marchese Partners International Pty Ltd
Level 14, 46 Edward Street
Brisbane, QLD 4000, Australia
P +61 7 3211 2600 F +61 7 3211 0297
E info@marchesepartners.com
www.marchesepartners.com
Sydney · Brisbane
Melbourne · Adelaide · Perth · London
Kuala Lumpur · Chistchurch
ABN 33 590 578 323

CLIENT
**GWH NATIONAL PARK
PTY LTD**

PROJECT
**ONE
NATIONAL PARK
STREET, NEWCASTLE**

DRAWING TITLE
SECTION-CC

| SCALE | DATE | DRAWN | CHECKED |
|---------------------|---------------|----------|---------|
| As indicated @A1 | 18 April 2023 | AL | JW |
| JOB | DRAWING | REVISION | |
| 18022 | S455-A4-003 | P | |

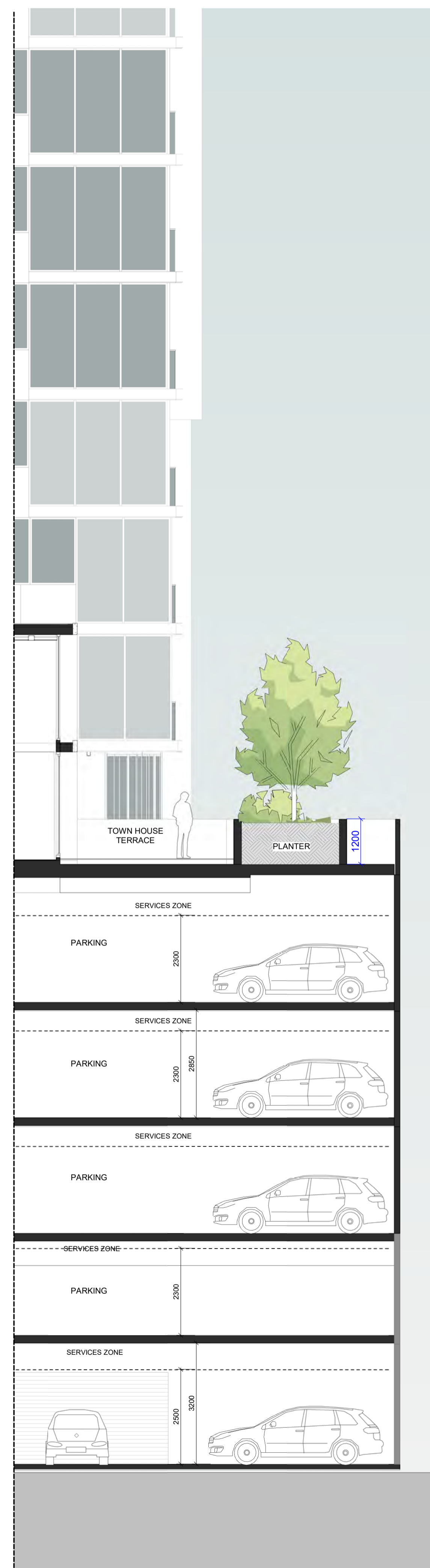


| LEVEL | RL | HEIGHT |
|------------------|----------|--------|
| ST ROOFTOP | RL 77.50 | 3450 |
| SOUTH TOWER ROOF | RL 74.05 | 3200 |
| LEVEL 21 | RL 70.85 | 3100 |
| LEVEL 20 | RL 67.75 | 3100 |
| LEVEL 19 | RL 64.65 | 3100 |
| LEVEL 18 | RL 61.55 | 3100 |
| LEVEL 17 | RL 58.45 | 3100 |
| LEVEL 16 | RL 55.35 | 3100 |
| LEVEL 15 | RL 52.25 | 3100 |
| LEVEL 14 | RL 49.15 | 3100 |
| LEVEL 13 | RL 46.05 | 3100 |
| LEVEL 12 | RL 42.95 | 3100 |
| LEVEL 11 | RL 39.85 | 3100 |
| LEVEL 10 | RL 36.75 | 3100 |
| LEVEL 9 | RL 33.65 | 3100 |
| LEVEL 8 | RL 30.55 | 3100 |
| LEVEL 7 | RL 27.45 | 3100 |
| LEVEL 6 | RL 24.35 | 3100 |
| LEVEL 5 | RL 21.25 | 3100 |
| LEVEL 4 | RL 18.15 | 3100 |
| LEVEL 3 | RL 14.40 | 3750 |
| LEVEL 2 | RL 11.35 | 3050 |
| LEVEL 1 | RL 8.30 | 3050 |
| GROUND MEZZANINE | RL 5.60 | 2700 |
| GROUND LEVEL | RL 2.80 | 2800 |
| NGL | RL 2.20 | |
| FOUNDATION LEVEL | RL -1.00 | |

73500
SOUTH TOWER HEIGHT

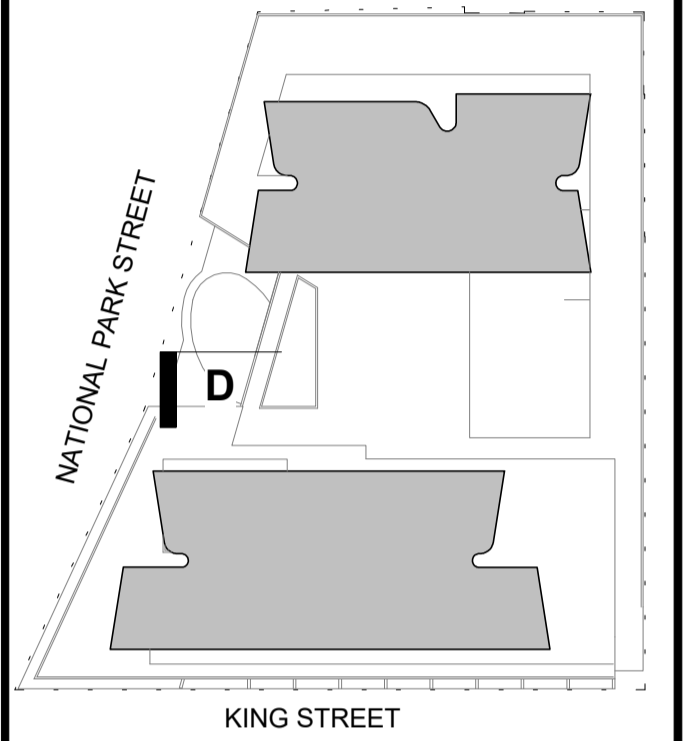
19560
SOUTH TOWER PODIUM HEIGHT

2800



IMPORTANT NOTES:
Do not scale from drawings. All dimensions to be checked on site before commencement of work. All discrepancies to be brought to the attention of the Architect. Larger scale drawings and written dimensions take preference. This drawing is copyright and the property of the author, and must not be retained, copied or used without the express authority of MARCHESE + PARTNERS INTERNATIONAL PTY. LTD.

S4.55 SUBMISSION



| REVISION | DATE | DESCRIPTION | BY |
|----------|------------------|------------------------|----|
| A | 14 October 2022 | S455 SUBMISSION | JW |
| B | 03 February 2023 | RFI ISSUE - Review Set | JW |
| C | 21 February 2023 | RFI ISSUE - Review Set | JW |
| D | 24 February 2023 | RFI ISSUE - Review Set | JW |
| E | 27 February 2023 | RFI ISSUE | JW |
| F | 18 April 2023 | ADDITIONAL RFI ISSUE | IC |



marchese
partners

Marchese Partners International Pty Ltd
Level 14, 46 Edward Street
Brisbane, QLD 4000, Australia
P +61 7 3211 2600 F +61 7 3211 0297
E info@marchesepartners.com
www.marchesepartners.com
Sydney · Brisbane
Melbourne · Adelaide · Perth · London
Kuala Lumpur · Christchurch
ABN 33 590 578 323

CLIENT
**GWH NATIONAL PARK
PTY LTD**


PROJECT
**ONE
NATIONAL PARK
STREET, NEWCASTLE**

DRAWING TITLE
SECTION-DD

| SCALE | DATE | DRAWN | CHECKED |
|------------------|---------------|----------|---------|
| As indicated @A1 | 18 April 2023 | AL | JW |
| JOB | DRAWING | REVISION | |
| 18022 | S455-A4-004 | F | |

IMPORTANT NOTES:
Do not scale from drawings. All dimensions to be checked on site before commencement of work. All discrepancies to be brought to the attention of the Architect. Larger scale drawings and written dimensions take preference. This drawing is copyright and the property of the author, and must not be retained, copied or used without the express authority of MARCHESE + PARTNERS INTERNATIONAL PTY. LTD.

S4.55 SUBMISSION



| REVISION | DATE | DESCRIPTION | BY |
|----------|-------------------|-------------------------|----|
| A | 26 April 2019 | DEVELOPMENT APPLICATION | PM |
| B | 19 July 2022 | DA ISSUE | JW |
| C | 02 August 2022 | S4.55 SUBMISSION | JW |
| D | 30 September 2022 | S.455 SUBMISSION | JW |
| E | 07 October 2022 | S.455 SUBMISSION | JW |
| F | 14 October 2022 | S.455 SUBMISSION | JW |
| G | 03 February 2023 | RFI ISSUE - Review Set | JW |
| H | 21 February 2023 | RFI ISSUE - Review Set | JW |
| J | 24 February 2023 | RFI ISSUE - Review Set | JW |
| K | 27 February 2023 | RFI ISSUE | JW |
| L | 18 April 2023 | ADDITIONAL RFI ISSUE | IC |



marchese partners

Marchese Partners International Pty Ltd
Level 14, 46 Edward Street
Brisbane, QLD 4000, Australia
P +61 7 3211 2600 F +61 7 3211 0297
E info@marchesepartners.com
www.marchesepartners.com
Sydney · Brisbane
Melbourne · Adelaide · Perth · London
Kuala Lumpur · Christchurch
ABN 33 590 578 323

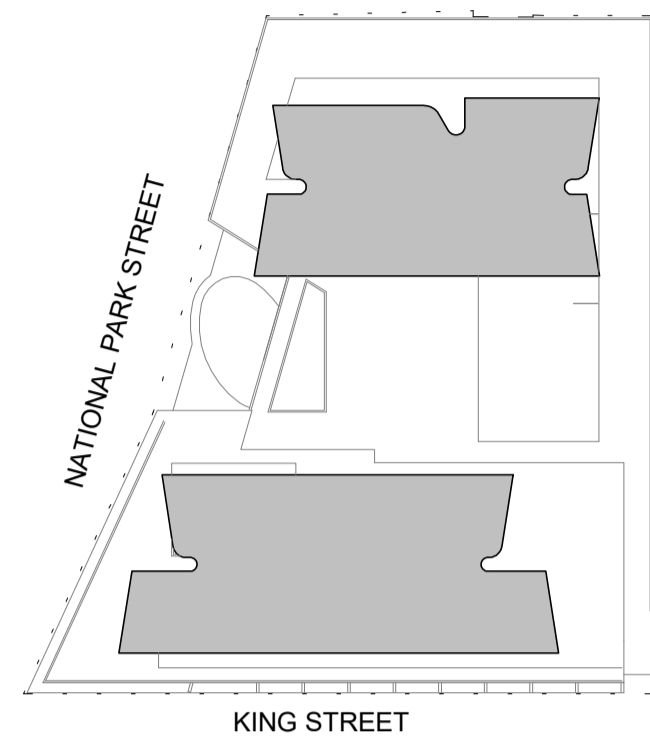
CLIENT
**GWH NATIONAL PARK
PTY LTD**

PROJECT
**ONE
NATIONAL PARK
STREET, NEWCASTLE**

DRAWING TITLE
VIEWS - SHEET 01

| SCALE | DATE | DRAWN | CHECKED |
|-------|---------------|----------|---------|
| @A1 | 18 April 2023 | AL | JW |
| JOB | DRAWING | REVISION | |
| 18022 | S455-A9-001 | L | |

VIEW 3
VIEW 4



- INTERNAL FACADES PRECAST PANELS COMPOSITION
- INTERNAL FACADES PRECAST LIGHT GRAY PRECAST BALUSTRADE
- ALUMINUM RAILING
- STIPPLE PAINT TO ALL SOFFITS
- FULL HEIGHT GLAZING FOR ALL PODIUM LEVELS. DARK GRAY FRAME
- PODIUM BLADES IN ECOTONE MINERAL STAIN
- SCREEN MADE OF ALUMINUM PROFILES TO HIDE PARKING SPACES
- PRECAST SLAB EDGE
- MASONRY SOLID BALUSTRADE WITH ALUMINUM RAILING
- FULL HEIGHT GLAZING WITH DARK PANEL ON TOP FOR ALL COMMERCIAL SPACES
- PUBLIC GREEN AREA



- BALCONY GLASS BALUSTRADE
- PAINTED PRECAST SLAB EDGE
- PRECAST BALCONY BALUSTRADE. FORMLINER FINISH
- BALCONY FIXED ALUMINUM BATTENS LOUVRE
- PRECAST BALCONY BALUSTRADE PANELS. LIGHT GREY PAINT FINISH
- STEEL FRAMED AWNING WITH FOLDED METAL EDGE

IMPORTANT NOTES:
Do not scale from drawings. All dimensions to be checked on site before commencement of work. All discrepancies to be brought to the attention of the Architect. Larger scale drawings and written dimensions take preference. This drawing is copyright and the property of the author, and must not be retained, copied or used without the express authority of MARCHESE + PARTNERS INTERNATIONAL PTY. LTD.

S4.55 SUBMISSION

| REVISION | DATE | DESCRIPTION | BY |
|----------|-------------------|-------------------------|----|
| A | 26 April 2019 | DEVELOPMENT APPLICATION | PM |
| B | 19 July 2022 | DA ISSUE | JW |
| C | 02 August 2022 | S4.55 SUBMISSION | JW |
| D | 30 September 2022 | S.455 SUBMISSION | JW |
| E | 07 October 2022 | S.455 SUBMISSION | JW |
| F | 14 October 2022 | S.455 SUBMISSION | JW |
| G | 03 February 2023 | RFI ISSUE - Review Set | JW |
| H | 21 February 2023 | RFI ISSUE - Review Set | JW |
| J | 24 February 2023 | RFI ISSUE - Review Set | JW |
| K | 27 February 2023 | RFI ISSUE | JW |
| L | 18 April 2023 | ADDITIONAL RFI ISSUE | IC |



marchese
partners

Marchese Partners International Pty Ltd
Level 14, 46 Edward Street
Brisbane, QLD 4000, Australia
P +61 7 3211 2600 F +61 7 3211 0297
E info@marchesepartners.com
www.marchesepartners.com
Sydney · Brisbane
Melbourne · Adelaide · Perth · London
Kuala Lumpur · Christchurch
ABN 33 590 578 323

CLIENT
**GWH NATIONAL PARK
PTY LTD**

PROJECT
**ONE
NATIONAL PARK
STREET, NEWCASTLE**

DRAWING TITLE
VIEWS - SHEET 02

| SCALE | DATE | DRAWN | CHECKED |
|-------------|---------------|----------|---------|
| 1 : 850 @A1 | 18 April 2023 | AL | JW |
| JOB | DRAWING | REVISION | |
| 18022 | S455-A9-002 | L | |



CORNER OF KING STREET AND NATIONAL PARK STREET VIEW

NOTE: THESE VIEWS ARE ONLY INDICATIVE. REFER TO ELEVATIONS FOR DETAILED INFORMATION

IMPORTANT NOTES:
Do not scale from drawings. All dimensions to be checked on site before commencement of work. All discrepancies to be brought to the attention of the Architect. Larger scale drawings and written dimensions take preference. This drawing is copyright and the property of the author, and must not be retained, copied or used without the express authority of MARCHESE + PARTNERS INTERNATIONAL PTY. LTD.

**S4.55
SUBMISSION**

| REVISION | DATE | DESCRIPTION | BY |
|----------|------------------|-------------------------|----|
| A | 26 April 2019 | DEVELOPMENT APPLICATION | PM |
| B | 19 July 2022 | DA ISSUE | JW |
| C | 02 August 2022 | S4.55 SUBMISSION | JW |
| D | 07 October 2022 | S.455 SUBMISSION | JW |
| E | 14 October 2022 | S.455 SUBMISSION | JW |
| F | 03 February 2023 | RFI ISSUE - Review Set | JW |
| G | 21 February 2023 | RFI ISSUE - Review Set | JW |
| H | 24 February 2023 | RFI ISSUE - Review Set | JW |
| J | 27 February 2023 | RFI ISSUE | JW |
| K | 18 April 2023 | ADDITIONAL RFI ISSUE | IC |



**marchese
partners**

Marchese Partners International Pty Ltd
Level 14, 46 Edward Street
Brisbane, QLD 4000, Australia
P +61 7 3211 2600 F +61 7 3211 0297
E info@marchesepartners.com
www.marchesepartners.com
Sydney · Brisbane
Melbourne · Adelaide · Perth · London
Kuala Lumpur · Christchurch
ABN 33 590 578 323

CLIENT
**GWH NATIONAL PARK
PTY LTD**

PROJECT
**ONE
NATIONAL PARK
STREET, NEWCASTLE**

DRAWING TITLE
**PHOTOMONTAGE -
SHEET 01**

| SCALE | DATE | DRAWN | CHECKED |
|-------|---------------|----------|---------|
| @A1 | 18 April 2023 | AL | JW |
| JOB | DRAWING | REVISION | |
| 18022 | S455-A9-003 | K | |



IMPORTANT NOTES:
 Do not scale from drawings. All dimensions to be checked on site before commencement of work. All discrepancies to be brought to the attention of the Architect. Larger scale drawings and written dimensions take preference. This drawing is copyright and the property of the author, and must not be retained, copied or used without the express authority of MARCHESE + PARTNERS INTERNATIONAL PTY. LTD.

S4.55 SUBMISSION

| REVISION | DATE | DESCRIPTION | BY |
|----------|------------------|-------------------------|----|
| A | 26 April 2019 | DEVELOPMENT APPLICATION | PM |
| B | 19 July 2022 | DA ISSUE | JW |
| C | 02 August 2022 | S4.55 SUBMISSION | JW |
| D | 07 October 2022 | S.455 SUBMISSION | JW |
| E | 14 October 2022 | S.455 SUBMISSION | JW |
| F | 03 February 2023 | RFI ISSUE - Review Set | JW |
| G | 21 February 2023 | RFI ISSUE - Review Set | JW |
| H | 24 February 2023 | RFI ISSUE - Review Set | JW |
| J | 27 February 2023 | RFI ISSUE | JW |
| K | 18 April 2023 | ADDITIONAL RFI ISSUE | IC |



marchese
partners

Marchese Partners International Pty Ltd
 Level 14, 46 Edward Street
 Brisbane, QLD 4000, Australia
 P +61 7 3211 2600 F +61 7 3211 0297
 E info@marchesepartners.com
 www.marchesepartners.com
 Sydney · Brisbane
 Melbourne · Adelaide · Perth · London
 Kuala Lumpur · Christchurch
 ABN 33 590 578 323

CLIENT
**GWH NATIONAL PARK
 PTY LTD**

PROJECT
**ONE
 NATIONAL PARK
 STREET, NEWCASTLE**

DRAWING TITLE
**PHOTOMONTAGE -
 SHEET 02**

| SCALE | DATE | DRAWN | CHECKED |
|-------|---------------|----------|---------|
| @A1 | 18 April 2023 | AL | JW |
| JOB | DRAWING | REVISION | |
| 18022 | S455-A9-004 | K | |

NOTE: THESE VIEWS ARE ONLY INDICATIVE. REFER TO ELEVATIONS FOR DETAILED INFORMATION



IMPORTANT NOTES:
Do not scale from drawings. All dimensions to be checked on site before commencement of work. All discrepancies to be brought to the attention of the Architect. Larger scale drawings and written dimensions take preference. This drawing is copyright and the property of the author, and must not be retained, copied or used without the express authority of MARCHESE + PARTNERS INTERNATIONAL PTY. LTD.

S4.55 SUBMISSION

| REVISION | DATE | DESCRIPTION | BY |
|----------|------------------|-------------------------|----|
| A | 26 April 2019 | DEVELOPMENT APPLICATION | PM |
| B | 19 July 2022 | DA ISSUE | JW |
| C | 02 August 2022 | S4.55 SUBMISSION | JW |
| D | 07 October 2022 | S.455 SUBMISSION | JW |
| E | 14 October 2022 | S.455 SUBMISSION | JW |
| F | 03 February 2023 | RFI ISSUE - Review Set | JW |
| G | 21 February 2023 | RFI ISSUE - Review Set | JW |
| H | 24 February 2023 | RFI ISSUE - Review Set | JW |
| J | 27 February 2023 | RFI ISSUE | JW |
| K | 18 April 2023 | ADDITIONAL RFI ISSUE | IC |



marchese
partners

Marchese Partners International Pty Ltd
Level 14, 46 Edward Street
Brisbane, QLD 4000, Australia
P +61 7 3211 2600 F +61 7 3211 0297
E info@marchesepartners.com
www.marchesepartners.com
Sydney · Brisbane
Melbourne · Adelaide · Perth · London
Kuala Lumpur · Christchurch
ABN 33 590 578 323

CLIENT
**GWH NATIONAL PARK
PTY LTD**

PROJECT
**ONE
NATIONAL PARK
STREET, NEWCASTLE**

DRAWING TITLE
**PHOTOMONTAGE -
SHEET 03**

| SCALE | DATE | DRAWN | CHECKED |
|-------|---------------|----------|---------|
| @A1 | 18 April 2023 | AL | JW |
| JOB | DRAWING | REVISION | |
| 18022 | S455-A9-005 | K | |

NOTE: THESE VIEWS ARE ONLY INDICATIVE. REFER TO ELEVATIONS FOR DETAILED INFORMATION

IMPORTANT NOTES:
 Do not scale from drawings. All dimensions to be checked on site before commencement of work. All discrepancies to be brought to the attention of the Architect. Larger scale drawings and written dimensions take preference. This drawing is copyright and the property of the author, and must not be retained, copied or used without the express authority of MARCHESE + PARTNERS INTERNATIONAL PTY. LTD.

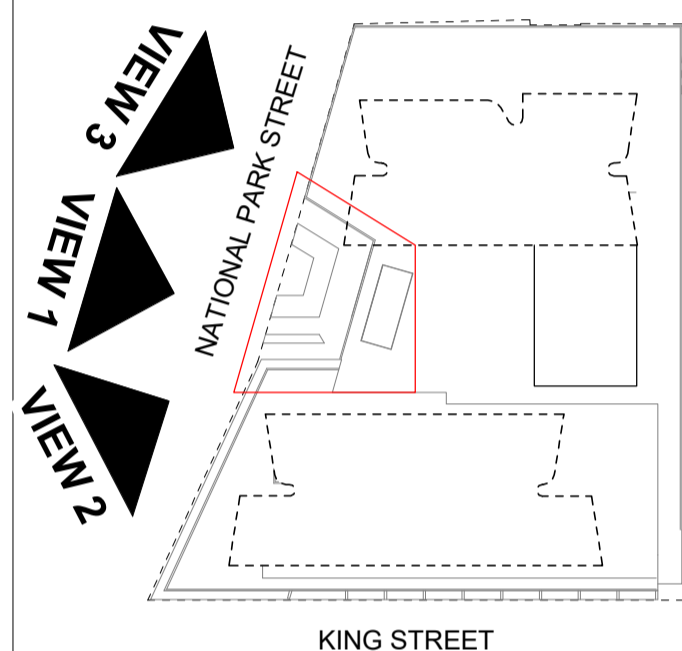
**S4.55
 SUBMISSION**



SOUTH LOBBY ENTRANCE



NORTH LOBBY ENTRANCE



| REVISION | DATE | DESCRIPTION | BY |
|----------|---------------|---------------------|----|
| A | 18 April 2023 | ADDITIONAL REVISION | IC |



**marchese
 partners**

Marchese Partners International Pty Ltd
 Level 14, 46 Edward Street
 Brisbane, QLD 4000, Australia
 P +61 7 3211 2600 F +61 7 3211 0297
 E info@marchesepartners.com
 www.marchesepartners.com
 Sydney · Brisbane
 Melbourne · Adelaide · Perth · London
 Kuala Lumpur · Christchurch
 ABN 33 590 578 323

CLIENT
**GWH NATIONAL PARK
 PTY LTD**

PROJECT
**ONE
 NATIONAL PARK
 STREET, NEWCASTLE**

DRAWING TITLE
**GROUND FLOOR
 RENDERS**

| SCALE | DATE | DRAWN | CHECKED |
|-----------------|---------------|----------|---------|
| 1 : 1000 @A1 | 18 April 2023 | AL | JW |
| JOB | DRAWING | REVISION | |
| 18022 | S455-A9-006 | A | |



VIEW 1 - SOUTH LOBBY ENTRANCE



VIEW 2 - SOUTH LOBBY ENTRANCE

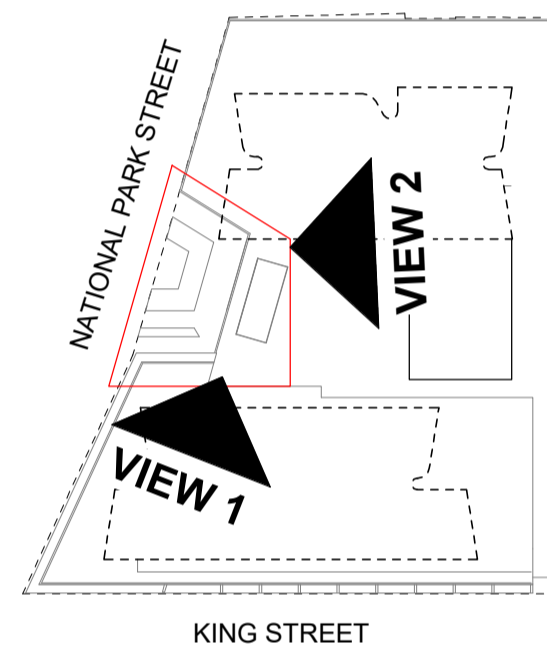


VIEW 3 - NORTH LOBBY ENTRANCE

NOTE: THESE VIEWS ARE ONLY INDICATIVE. REFER TO ELEVATIONS FOR DETAILED INFORMATION

IMPORTANT NOTES:
Do not scale from drawings. All dimensions to be checked on site before commencement of work. All discrepancies to be brought to the attention of the Architect. Larger scale drawings and written dimensions take preference. This drawing is copyright and the property of the author, and must not be retained, copied or used without the express authority of MARCHESE + PARTNERS INTERNATIONAL PTY. LTD.

**S4.55
SUBMISSION**



VIEW 1 - SOUTH LOBBY LOUNGE

| REVISION | DATE | DESCRIPTION | BY |
|----------|---------------|---------------------|----|
| A | 18 April 2023 | ADDITIONAL REVISION | IC |



**marchese
partners**

Marchese Partners International Pty Ltd
Level 14, 46 Edward Street
Brisbane, QLD 4000, Australia
P +61 7 3211 2600 F +61 7 3211 0297
E info@marchesepartners.com
www.marchesepartners.com
Sydney · Brisbane
Melbourne · Adelaide · Perth · London
Kuala Lumpur · Christchurch
ABN 33 590 578 323

CLIENT

**GWH NATIONAL PARK
PTY LTD**

PROJECT

**ONE
NATIONAL PARK
STREET, NEWCASTLE**

DRAWING TITLE
**GROUND FLOOR
RENDERS**



TYPICAL GROUND FLOOR LIFTS



VIEW 2 - NORTH LOBBY LOUNGE

NOTE: THESE VIEWS ARE ONLY INDICATIVE. REFER TO ELEVATIONS FOR DETAILED INFORMATION

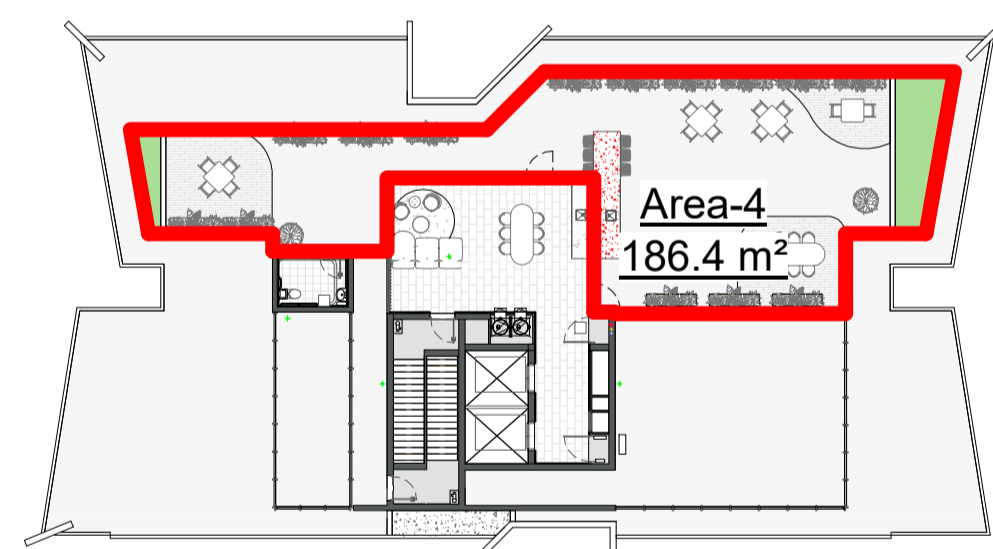
| SCALE | DATE | DRAWN | CHECKED |
|-----------------|---------------|----------|---------|
| 1 : 1000 @A1 | 18 April 2023 | AL | JW |
| JOB | DRAWING | REVISION | |
| 18022 | S455-A9-007 | A | |



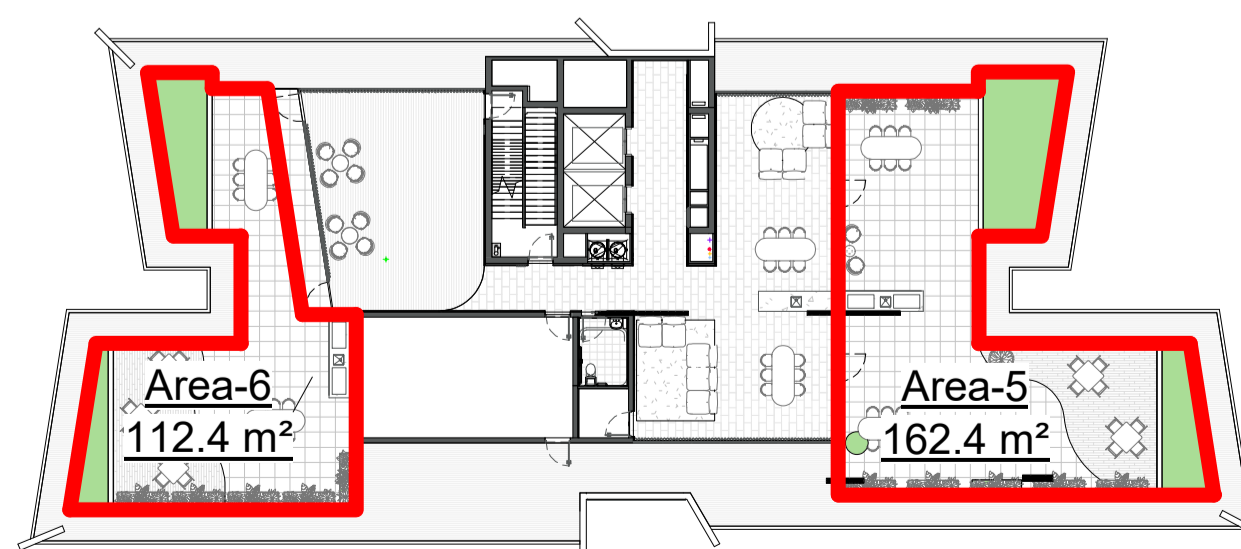
1 LEVEL 4
1:300



3 LEVEL 6
1:300




4 LEVEL 20
1:300



5 SOUTH TOWER ROOF
1:300

IMPORTANT NOTES:
Do not scale from drawings. All dimensions to be checked on site before commencement of work. All discrepancies to be brought to the attention of the Architect. Larger scale drawings and written dimensions take preference. This drawing is copyright and the property of the author, and must not be retained, copied or used without the express authority of MARCHESE + PARTNERS INTERNATIONAL PTY. LTD.

S4.55
SUBMISSION



| REVISION | DATE | DESCRIPTION | BY |
|----------|-------------------|--|----|
| B | 19 July 2022 | DA ISSUE | JW |
| C | 02 August 2022 | S4.55 SUBMISSION | JW |
| D | 10 August 2022 | S4.55 SUBMISSION | JW |
| E | 30 September 2022 | S.455 SUBMISSION | JW |
| F | 07 October 2022 | S.455 SUBMISSION | JW |
| G | 14 October 2022 | S.455 SUBMISSION | JW |
| H | 6 December 2022 | S.455 ADDITIONAL INFORMATION FOR COUNCIL | JW |
| J | 03 February 2023 | RFI ISSUE - Review Set | JW |
| K | 21 February 2023 | RFI ISSUE - Review Set | JW |
| L | 24 February 2023 | RFI ISSUE - Review Set | JW |
| M | 27 February 2023 | RFI ISSUE | JW |
| N | 18 April 2023 | ADDITIONAL RFI ISSUE | IC |



marchese
partners

Marchese Partners International Pty Ltd
Level 14, 46 Edward Street
Brisbane, QLD 4000, Australia
P +61 7 3211 2600 F +61 7 3211 0297
E info@marchesepartners.com
www.marchesepartners.com
Sydney · Brisbane
Melbourne · Adelaide · Perth · London
Kuala Lumpur · Christchurch
ABN 33 590 578 323

CLIENT
GWH NATIONAL PARK
PTY LTD

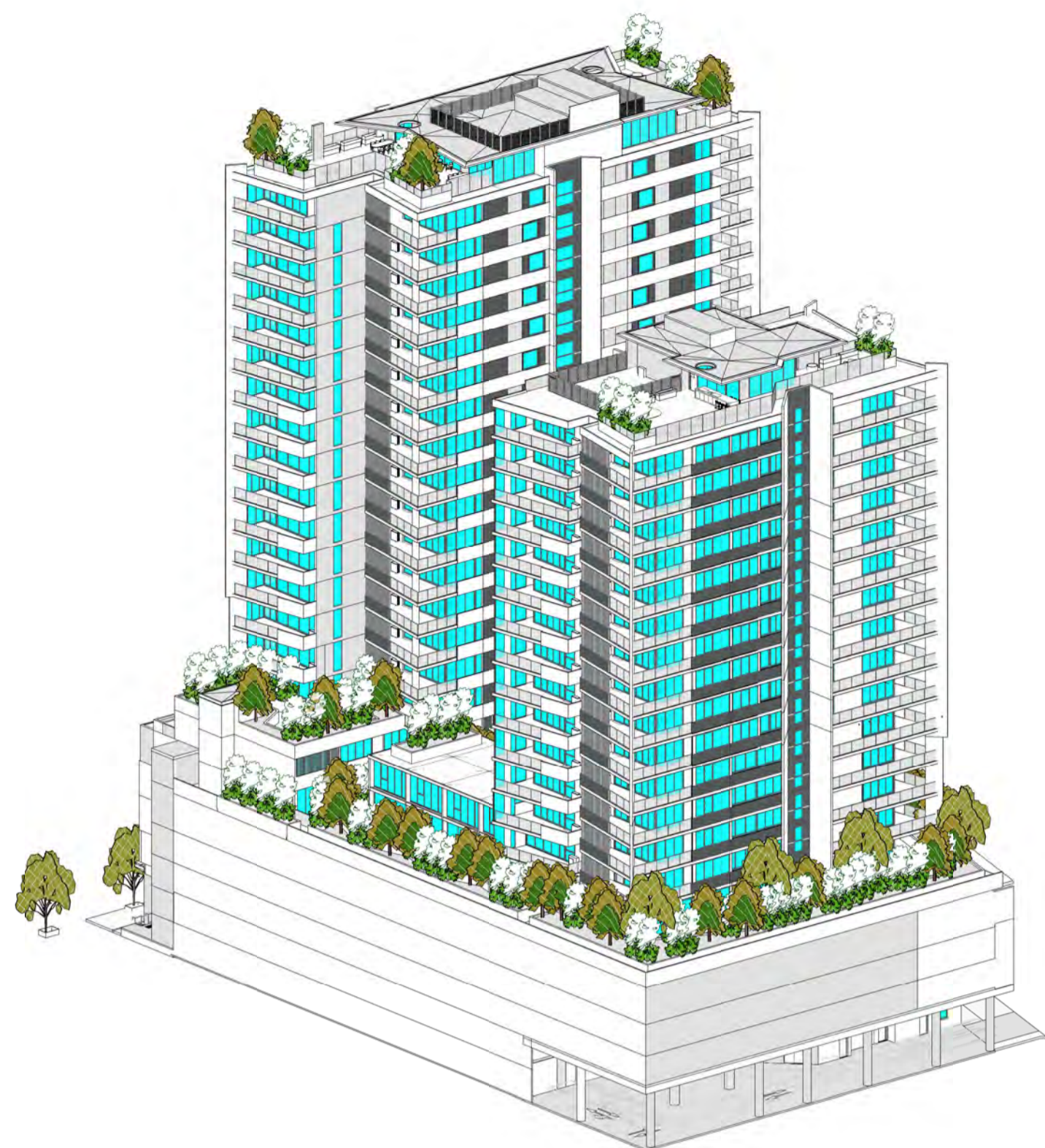
PROJECT
ONE
NATIONAL PARK
STREET, NEWCASTLE

DRAWING TITLE
COMMON OPEN SPACE

| COMMON OPEN SPACE | | | |
|-------------------|------------------|-----------------------|-----------------------------|
| Name | Level | Area | Comments |
| Area | LEVEL 5 | Not Enclosed | |
| Area-1 | LEVEL 4 | 970.5 m ² | LESS THAN 3 HOURS SUN LIGHT |
| Area-2 | LEVEL 4 | 212.2 m ² | 3 HOURS DIRECT SUN LIGHT |
| Area-3 | LEVEL 6 | 159.0 m ² | LESS THAN 3 HOURS SUN LIGHT |
| Area-4 | LEVEL 20 | 186.4 m ² | 3 HOURS DIRECT SUN LIGHT |
| Area-5 | SOUTH TOWER ROOF | 162.4 m ² | 3 HOURS DIRECT SUN LIGHT |
| Area-6 | SOUTH TOWER ROOF | 112.4 m ² | 3 HOURS DIRECT SUN LIGHT |
| | | 1802.8 m ² | |

SITE AREA = 4238.33 m²
25% OF SITE AREA = 1060 m²
PROPOSED COMMUNAL AREA = 1804.7 m² (42.58%)
12.5% OF SITE AREA (3 Hour Sun Light) = 530 m²
PROPOSED COMMUNAL AREA = (Area-2 + Area-4 + Area-5 + Area-6) = 673.4 m² (15.89%)

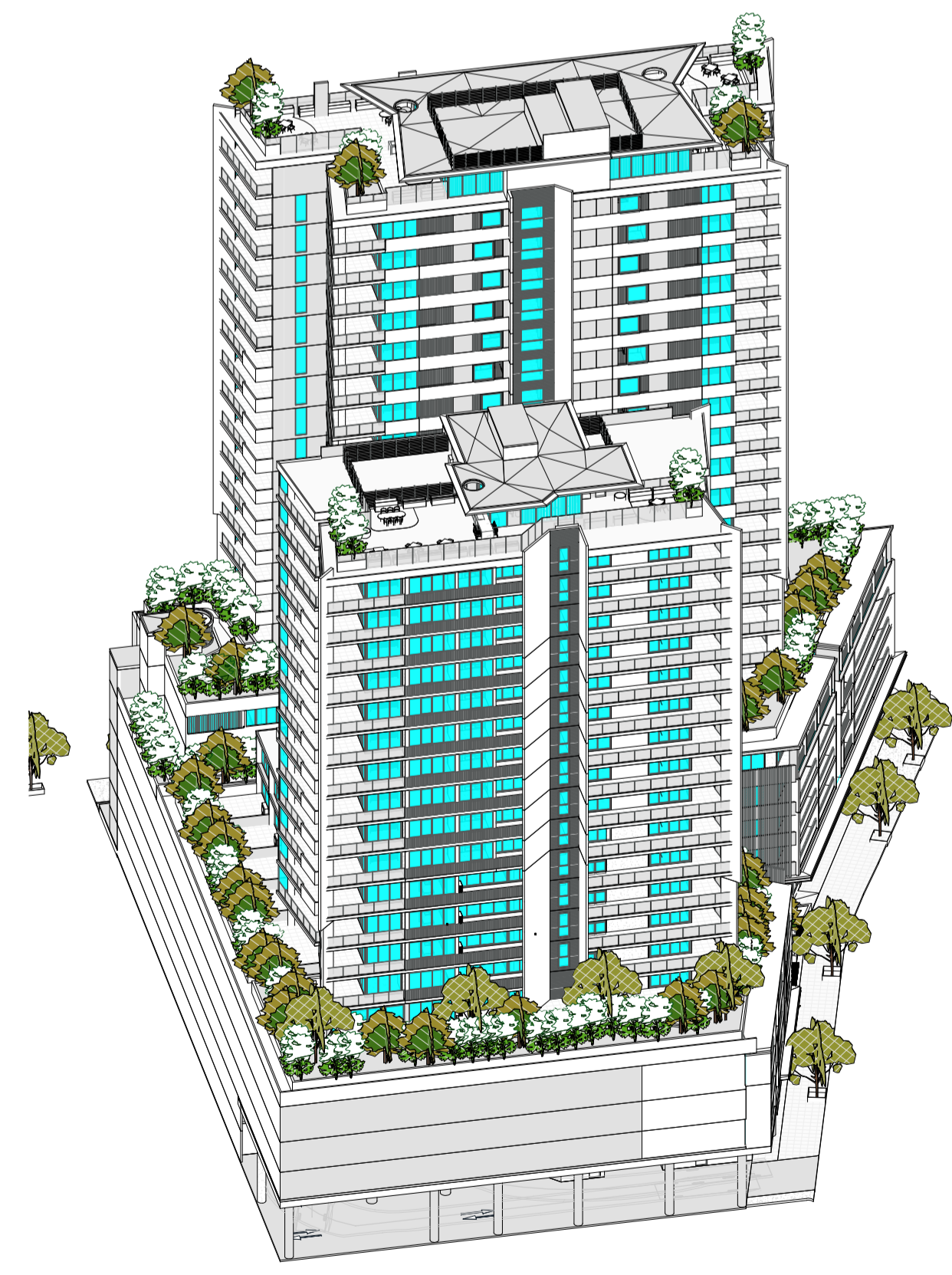
| SCALE | DATE | DRAWN | CHECKED |
|-----------|---------------|----------|---------|
| 1:300 @A1 | 18 April 2023 | AL | JW |
| JOB | DRAWING | REVISION | |
| 18022 | S455-A20-001 | N | |



1 VIEW FROM SUN - 9AM WINTER SOLSTICE



2 VIEW FROM SUN - 10AM WINTER SOLSTICE



3 VIEW FROM SUN - 11AM WINTER SOLSTICE



4 VIEW FROM SUN - 12PM WINTER SOLSTICE

VIEWS FROM THE SUN HIGHLIGHTS THE SOLAR ACCESS TO THE BUILDING FORM THE POSITION OF THE SUN ON THE WORST DAY FOR SOLAR ACCESS - JUNE 21. THE PARTS OF THE BUILDING THAT CAN BE SEEN ARE THE PARTS RECEIVING SUNLIGHT, THE PARTS OF THE BUILDING NOT SEEN ARE IN SHADOW.

IMPORTANT NOTES:
Do not scale from drawings. All dimensions to be checked on site before commencement of work. All discrepancies to be brought to the attention of the Architect. Larger scale drawings and written dimensions take preference. This drawing is copyright and the property of the author, and must not be retained, copied or used without the express authority of MARCHESE + PARTNERS INTERNATIONAL PTY. LTD.

S4.55 SUBMISSION

| REVISION | DATE | DESCRIPTION | BY |
|----------|------------------|-------------------------|----|
| A | 26 April 2019 | DEVELOPMENT APPLICATION | PM |
| B | 19 July 2022 | DA ISSUE | JW |
| C | 02 August 2022 | S4.55 SUBMISSION | JW |
| D | 07 October 2022 | S.455 SUBMISSION | JW |
| E | 14 October 2022 | S.455 SUBMISSION | JW |
| F | 03 February 2023 | RFI ISSUE - Review Set | JW |
| G | 21 February 2023 | RFI ISSUE - Review Set | JW |
| H | 24 February 2023 | RFI ISSUE - Review Set | JW |
| J | 27 February 2023 | RFI ISSUE | JW |
| K | 18 April 2023 | ADDITIONAL RFI ISSUE | IC |



**marchese
partners**

Marchese Partners International Pty Ltd
Level 14, 46 Edward Street
Brisbane, QLD 4000, Australia
P +61 7 3211 2600 F +61 7 3211 0297
E info@marchesepartners.com
www.marchesepartners.com
Sydney · Brisbane
Melbourne · Adelaide · Perth · London
Kuala Lumpur · Christchurch
ABN 33 590 578 323

CLIENT
**GWH NATIONAL PARK
PTY LTD**

PROJECT
**ONE
NATIONAL PARK
STREET, NEWCASTLE**

DRAWING TITLE
**SUN ANALYSIS - VIEWS
FROM SUN - WINTER**

| SCALE | DATE | DRAWN | CHECKED |
|-------|---------------|----------|---------|
| @A1 | 18 April 2023 | AL | JW |
| JOB | DRAWING | REVISION | |
| 18022 | S455-A21-010 | K | |



2 VIEW FROM SUN - 1PM WINTER SOLSTICE



3 VIEW FROM SUN - 2PM WINTER SOLSTICE



1 VIEW FROM SUN - 3PM WINTER SOLSTICE

VIEWS FROM THE SUN HIGHLIGHTS THE SOLAR ACCESS TO THE BUILDING FORM THE POSITION OF THE SUN ON THE WORST DAY FOR SOLAR ACCESS - JUNE 21. THE PARTS OF THE BUILDING THAT CAN BE SEEN ARE THE PARTS RECEIVING SUNLIGHT, THE PARTS OF THE BUILDING NOT SEEN ARE IN SHADOW.

IMPORTANT NOTES:
Do not scale from drawings. All dimensions to be checked on site before commencement of work. All discrepancies to be brought to the attention of the Architect. Larger scale drawings and written dimensions take preference. This drawing is copyright and the property of the author, and must not be retained, copied or used without the express authority of MARCHESE + PARTNERS INTERNATIONAL PTY. LTD.

S4.55 SUBMISSION

| REVISION | DATE | DESCRIPTION | BY |
|----------|------------------|-------------------------|----|
| A | 26 April 2019 | DEVELOPMENT APPLICATION | PM |
| B | 19 July 2022 | DA ISSUE | JW |
| C | 02 August 2022 | S4.55 SUBMISSION | JW |
| D | 07 October 2022 | S.455 SUBMISSION | JW |
| E | 14 October 2022 | S.455 SUBMISSION | JW |
| F | 03 February 2023 | RFI ISSUE - Review Set | JW |
| G | 21 February 2023 | RFI ISSUE - Review Set | JW |
| H | 24 February 2023 | RFI ISSUE - Review Set | JW |
| J | 27 February 2023 | RFI ISSUE | JW |
| K | 18 April 2023 | ADDITIONAL RFI ISSUE | IC |



marchese partners

Marchese Partners International Pty Ltd
Level 14, 46 Edward Street
Brisbane, QLD 4000, Australia
P +61 7 3211 2600 F +61 7 3211 0297
E info@marchesepartners.com
www.marchesepartners.com
Sydney · Brisbane
Melbourne · Adelaide · Perth · London
Kuala Lumpur · Christchurch
ABN 33 590 578 323

CLIENT
**GWH NATIONAL PARK
PTY LTD**

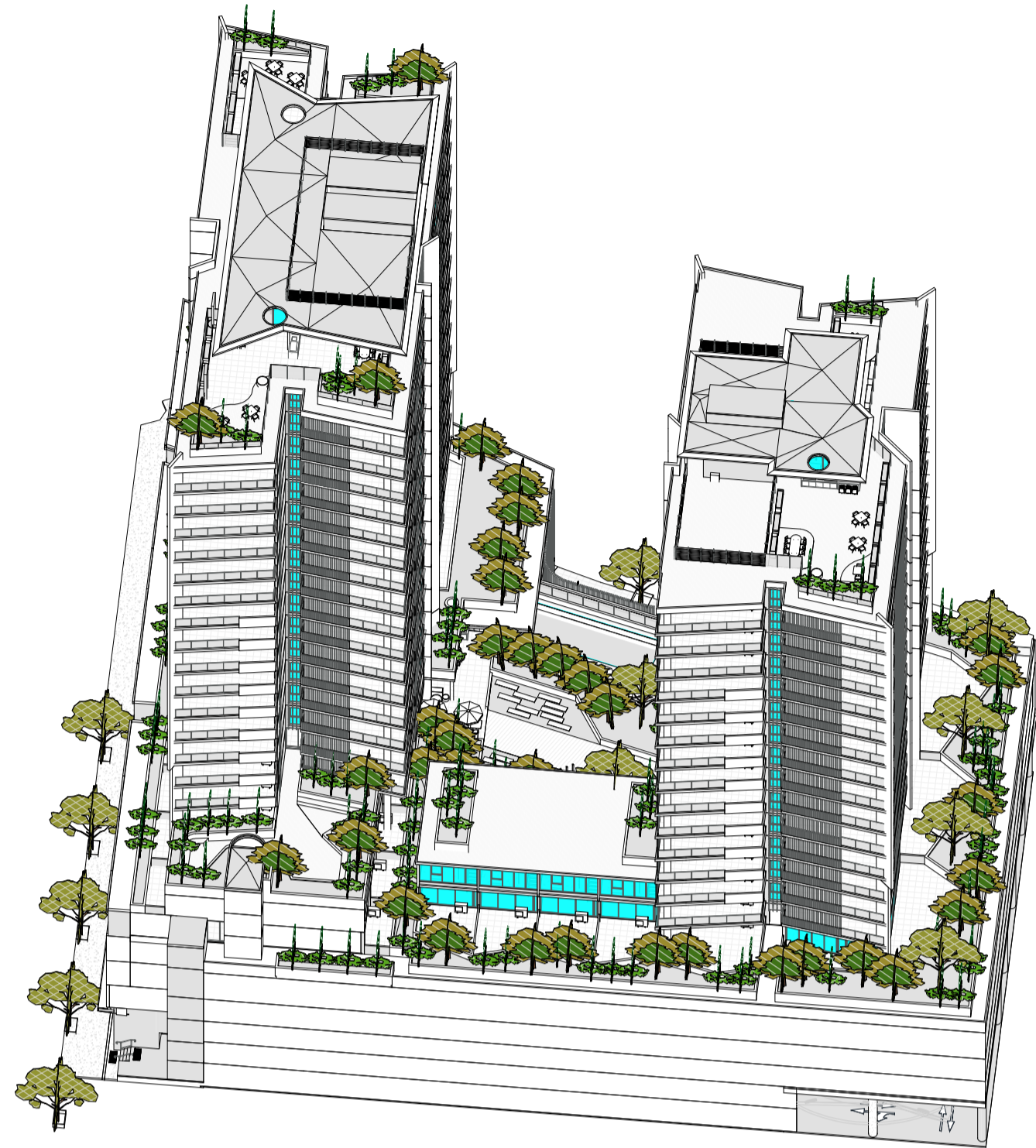
PROJECT
**ONE
NATIONAL PARK
STREET, NEWCASTLE**

DRAWING TITLE
**SUN ANALYSIS - VIEWS
FROM SUN - WINTER II**


| SCALE | DATE | DRAWN | CHECKED |
|-------|---------------|----------|---------|
| @A1 | 18 April 2023 | AL | JW |
| JOB | DRAWING | REVISION | |
| 18022 | S455-A21-011 | K | |

IMPORTANT NOTES:
Do not scale from drawings. All dimensions to be checked on site before commencement of work. All discrepancies to be brought to the attention of the Architect. Larger scale drawings and written dimensions take preference. This drawing is copyright and the property of the author, and must not be retained, copied or used without the express authority of MARCHESE + PARTNERS INTERNATIONAL PTY. LTD.

S4.55 SUBMISSION



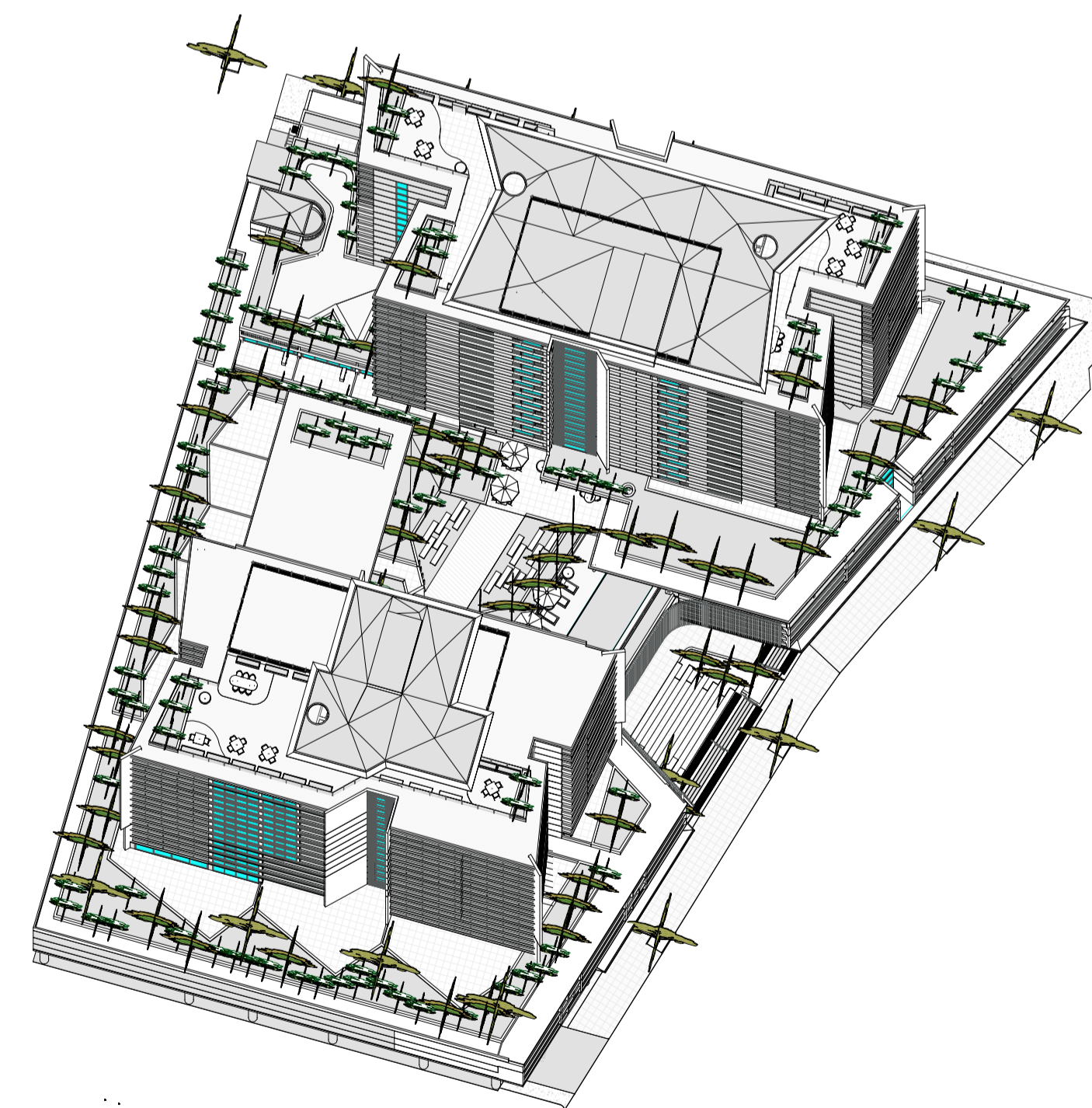
1 VIEW FROM SUN - 9AM SUMMER SOLSTICE



2 VIEW FROM SUN - 10AM SUMMER SOLSTICE



3 VIEW FROM SUN - 11AM SUMMER SOLSTICE



4 VIEW FROM SUN - 12PM SUMMER SOLSTICE

VIEWS FROM THE SUN HIGHLIGHTS THE SOLAR ACCESS TO THE BUILDING FORM THE POSITION OF THE SUN ON THE WORST DAY FOR SOLAR ACCESS - DECEMBER 21. THE PARTS OF THE BUILDING THAT CAN BE SEEN ARE THE PARTS RECEIVING SUNLIGHT, THE PARTS OF THE BUILDING NOT SEEN ARE IN SHADOW.

| REVISION | DATE | DESCRIPTION | BY |
|----------|------------------|-------------------------|----|
| A | 26 April 2019 | DEVELOPMENT APPLICATION | PM |
| B | 19 July 2022 | DA ISSUE | JW |
| C | 02 August 2022 | S4.55 SUBMISSION | JW |
| D | 07 October 2022 | S.455 SUBMISSION | JW |
| E | 14 October 2022 | S.455 SUBMISSION | JW |
| F | 03 February 2023 | RFI ISSUE - Review Set | JW |
| G | 21 February 2023 | RFI ISSUE - Review Set | JW |
| H | 24 February 2023 | RFI ISSUE - Review Set | JW |
| J | 27 February 2023 | RFI ISSUE | JW |
| K | 18 April 2023 | ADDITIONAL RFI ISSUE | IC |

CKDS ARCHITECTURE

marchese
partners

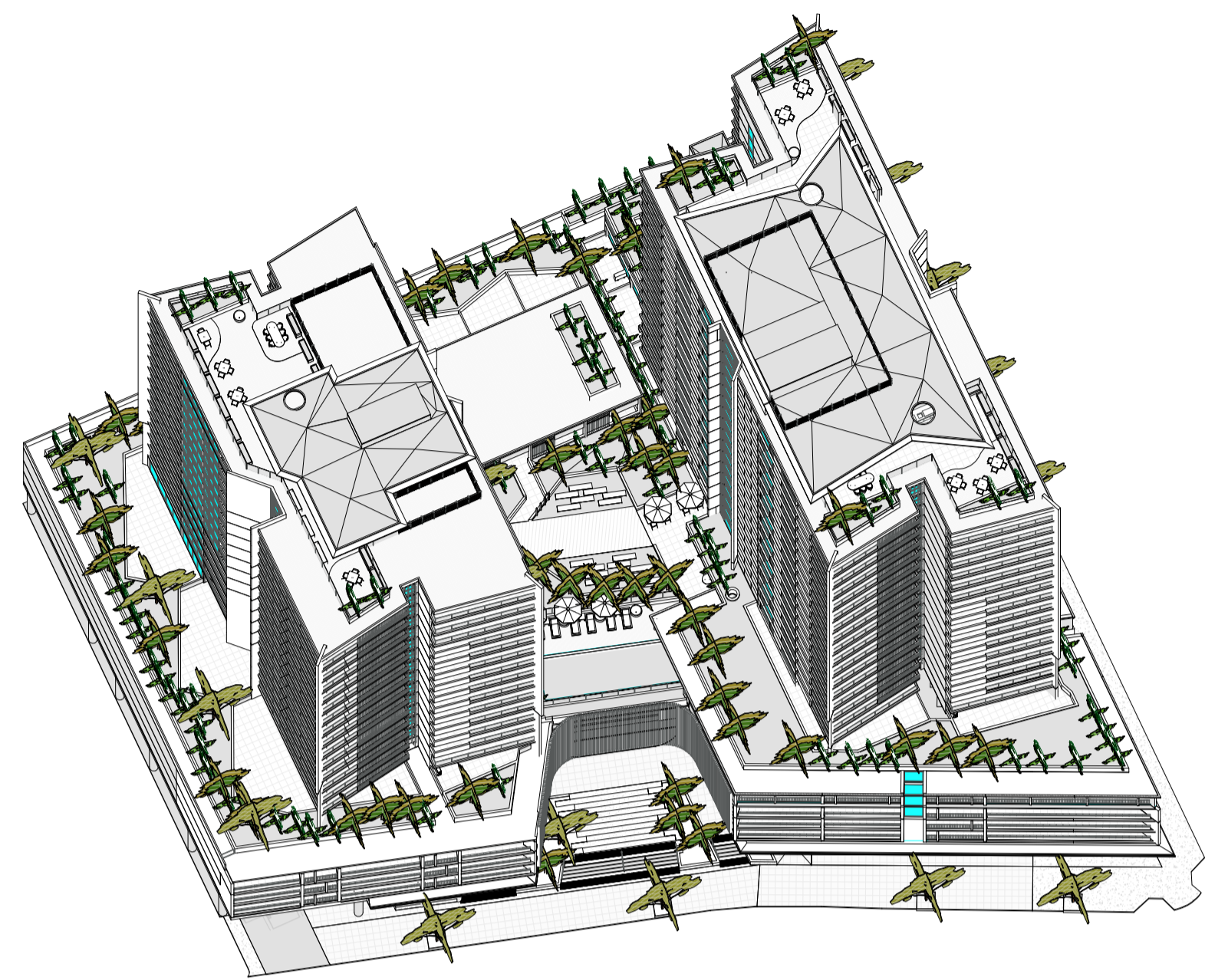
Marchese Partners International Pty Ltd
Level 14, 46 Edward Street
Brisbane, QLD 4000, Australia
P +61 7 3211 2600 F +61 7 3211 0297
E info@marchesepartners.com
www.marchesepartners.com
Sydney · Brisbane
Melbourne · Adelaide · Perth · London
Kuala Lumpur · Christchurch
ABN 33 590 578 323

CLIENT
**GWH NATIONAL PARK
PTY LTD**

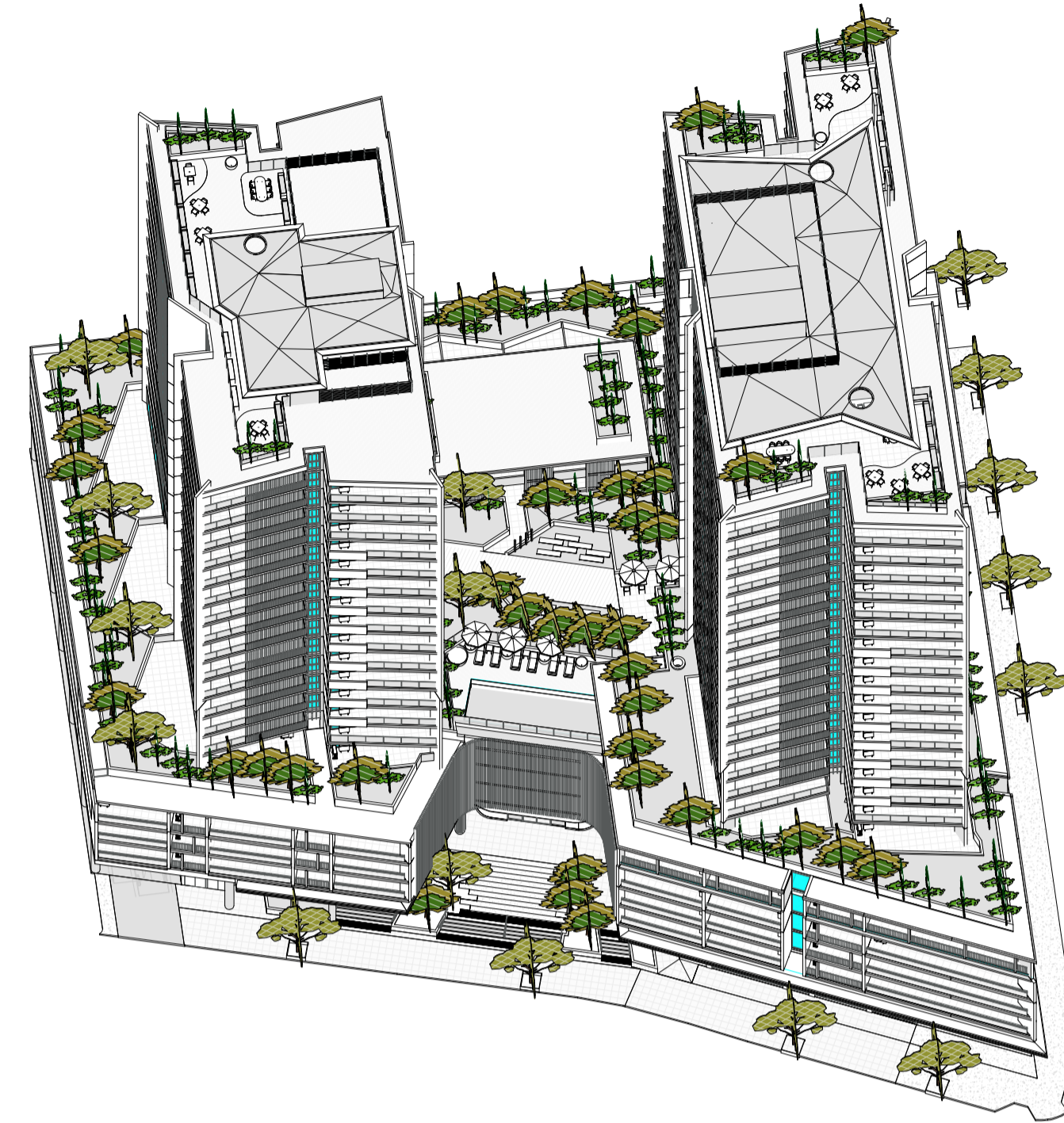
PROJECT
**ONE
NATIONAL PARK
STREET, NEWCASTLE**

DRAWING TITLE
**SUN ANALYSIS - VIEWS
FROM SUN - SUMMER**

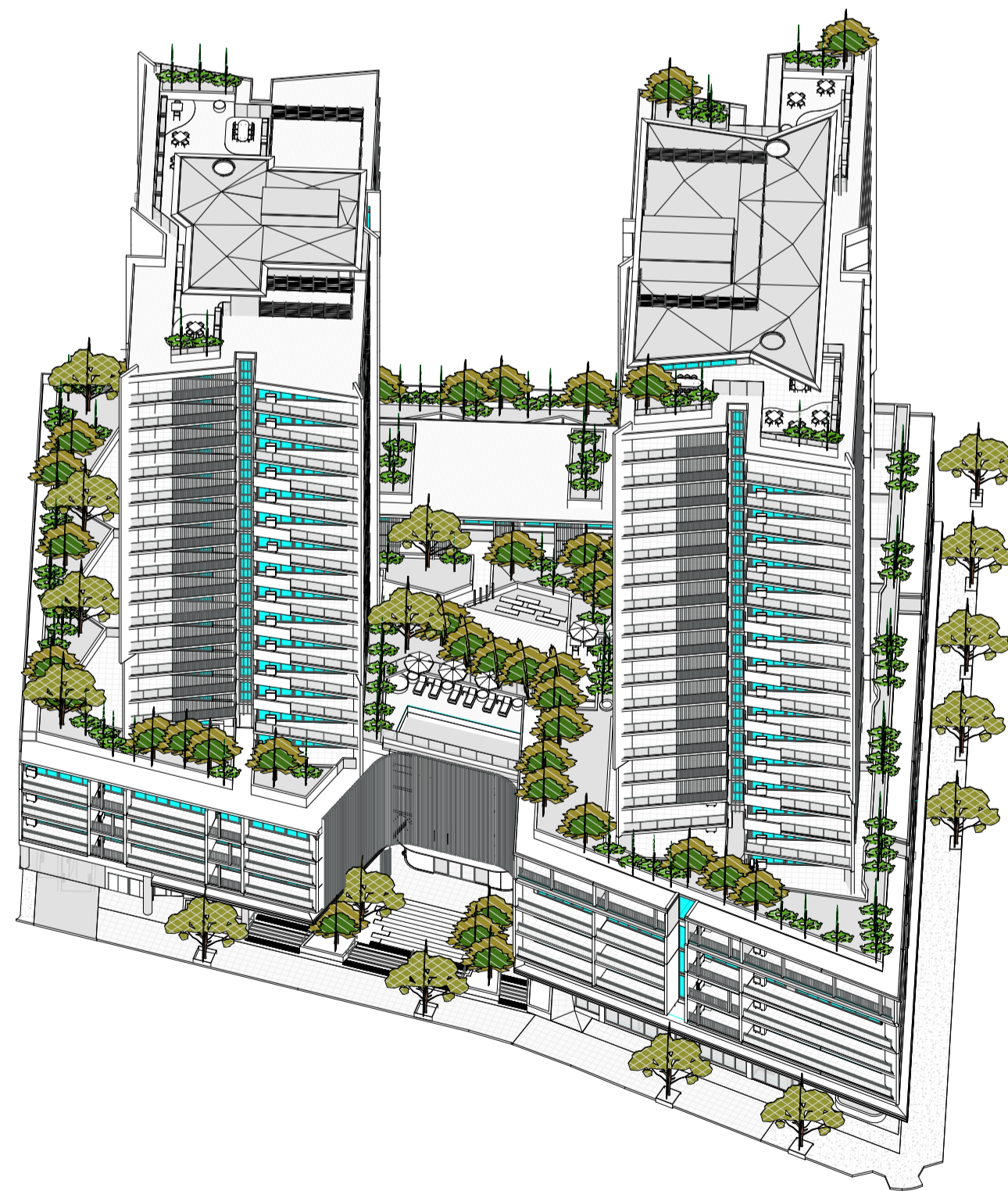
| SCALE | DATE | DRAWN | CHECKED |
|-------|---------------|----------|---------|
| @A1 | 18 April 2023 | AL | JW |
| JOB | DRAWING | REVISION | |
| 18022 | S455-A21-012 | K | |



1 VIEW FROM SUN - 1PM SUMMER SOLSTICE



2 VIEW FROM SUN - 2PM SUMMER SOLSTICE



3 VIEW FROM SUN - 3PM SUMMER SOLSTICE

VIEWS FROM THE SUN HIGHLIGHTS THE SOLAR ACCESS TO THE BUILDING FORM THE POSITION OF THE SUN ON THE WORST DAY FOR SOLAR ACCESS - DECEMBER 21. THE PARTS OF THE BUILDING THAT CAN BE SEEN ARE THE PARTS RECEIVING SUNLIGHT, THE PARTS OF THE BUILDING NOT SEEN ARE IN SHADOW.

IMPORTANT NOTES:
Do not scale from drawings. All dimensions to be checked on site before commencement of work. All discrepancies to be brought to the attention of the Architect. Larger scale drawings and written dimensions take preference. This drawing is copyright and the property of the author, and must not be retained, copied or used without the express authority of MARCHESE + PARTNERS INTERNATIONAL PTY. LTD.

S4.55 SUBMISSION

| REVISION | DATE | DESCRIPTION | BY |
|----------|------------------|-------------------------|----|
| A | 26 April 2019 | DEVELOPMENT APPLICATION | PM |
| B | 19 July 2022 | DA ISSUE | JW |
| C | 02 August 2022 | S4.55 SUBMISSION | JW |
| D | 07 October 2022 | S.455 SUBMISSION | JW |
| E | 14 October 2022 | S.455 SUBMISSION | JW |
| F | 03 February 2023 | RFI ISSUE - Review Set | JW |
| G | 21 February 2023 | RFI ISSUE - Review Set | JW |
| H | 24 February 2023 | RFI ISSUE - Review Set | JW |
| J | 27 February 2023 | RFI ISSUE | JW |
| K | 18 April 2023 | ADDITIONAL RFI ISSUE | IC |



marchese partners

Marchese Partners International Pty Ltd
Level 14, 46 Edward Street
Brisbane, QLD 4000, Australia
P +61 7 3211 2600 F +61 7 3211 0297
E info@marchesepartners.com
www.marchesepartners.com
Sydney · Brisbane
Melbourne · Adelaide · Perth · London
Kuala Lumpur · Christchurch
ABN 33 590 578 323

CLIENT
**GWH NATIONAL PARK
PTY LTD**

PROJECT
**ONE
NATIONAL PARK
STREET, NEWCASTLE**

DRAWING TITLE
**SUN ANALYSIS - VIEWS
FROM SUN - SUMMER II**

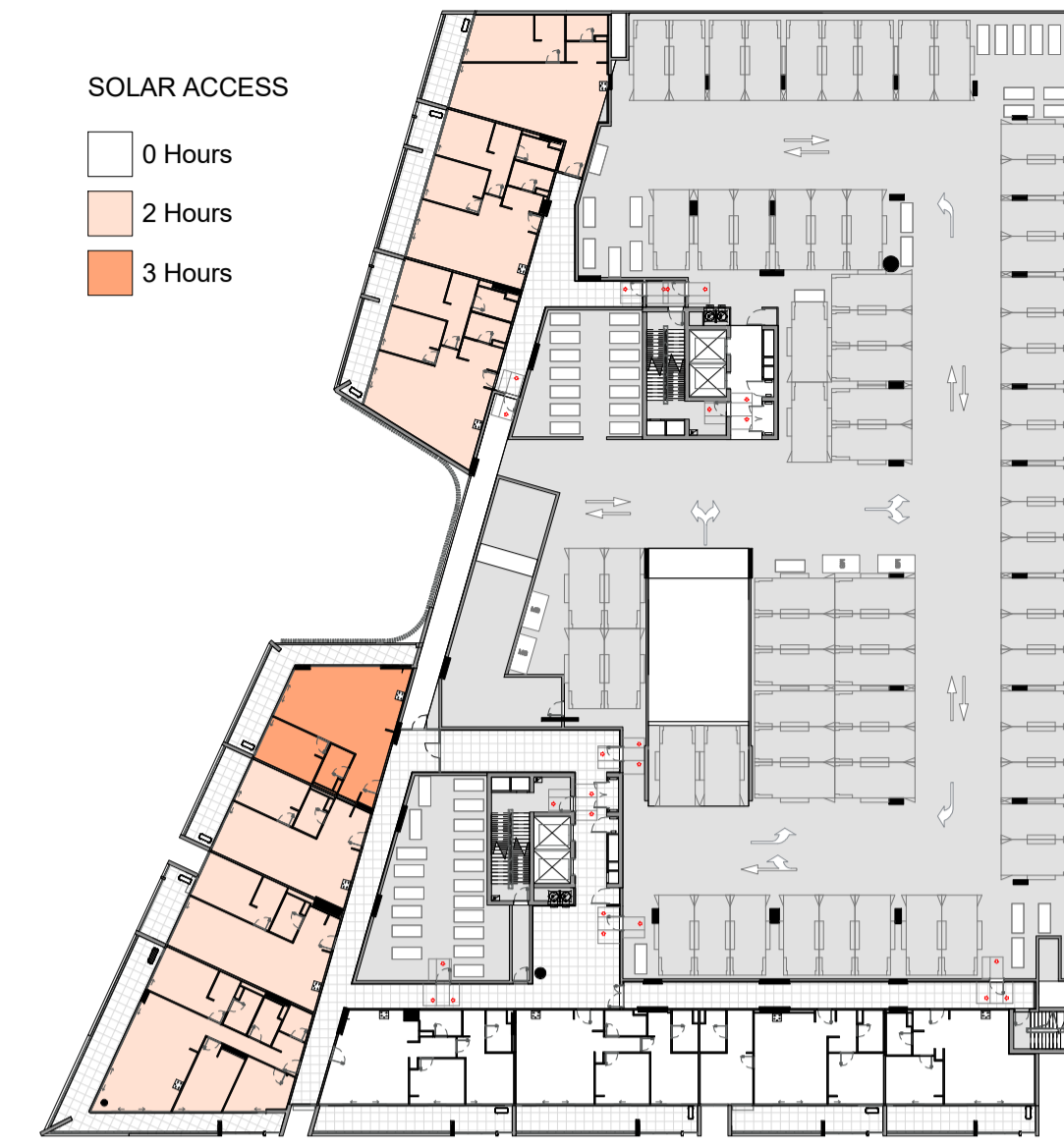
| SCALE | DATE | DRAWN | CHECKED |
|-------|---------------|----------|---------|
| @A1 | 18 April 2023 | AL | JW |
| JOB | DRAWING | REVISION | |
| 18022 | S455-A21-013 | K | |



1 LEVEL 1_SOLAR_DA
1:500



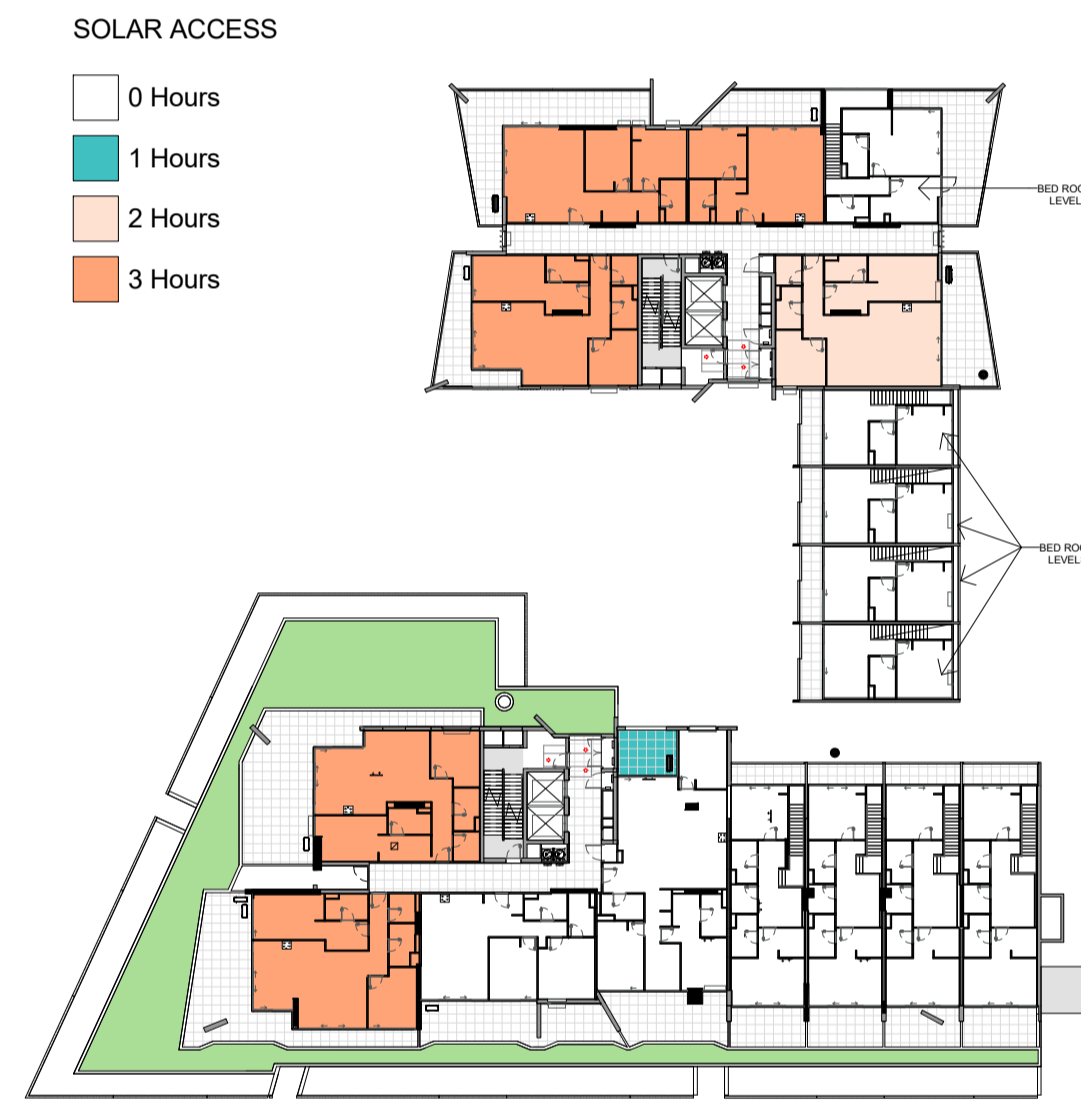
2 LEVEL 2_SOLAR_DA
1:500



3 LEVEL 3_SOLAR_DA
1:500



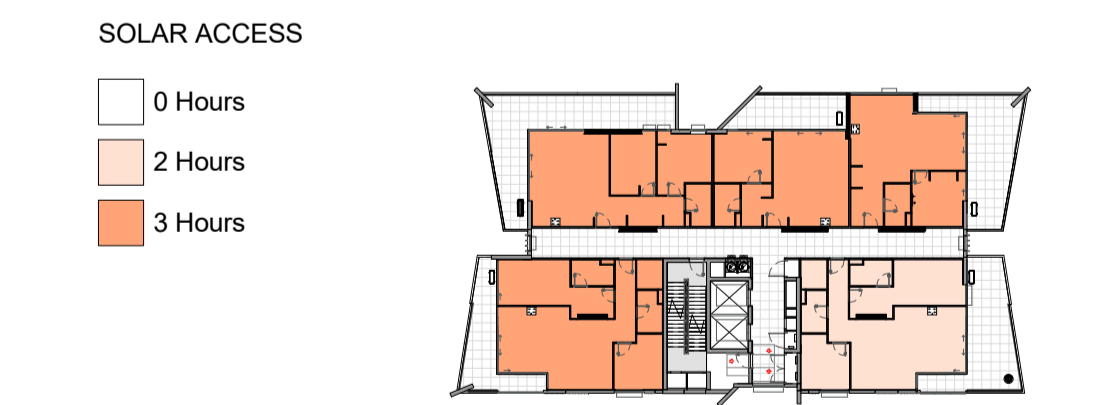
4 LEVEL 4_SOLAR_DA
1:500



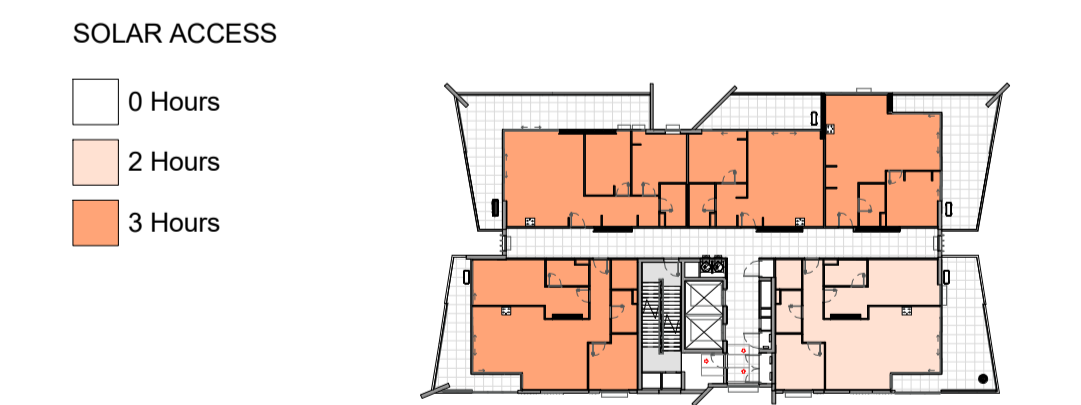
5 LEVEL 5_SOLAR_DA
1:500



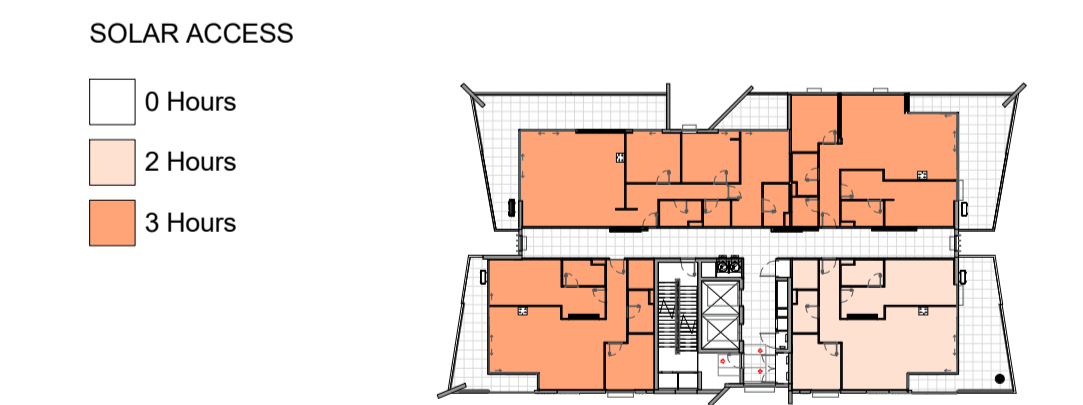
6 LEVEL 6_SOLAR_DA
1:500



7 LEVEL 7_SOLAR_DA
1:500



8 LEVEL 8_SOLAR_DA
1:500



9 LEVEL 9_SOLAR_DA
1:500

IMPORTANT NOTES:
Do not scale from drawings. All dimensions to be checked on site before commencement of work. All discrepancies to be brought to the attention of the Architect. Larger scale drawings and written dimensions take preference. This drawing is copyright and the property of the author, and must not be retained, copied or used without the express authority of MARCHESE + PARTNERS INTERNATIONAL PTY. LTD.

S4.55 SUBMISSION

| REVISION | DATE | DESCRIPTION | BY |
|----------|------------------|-------------------------|----|
| A | 26 April 2019 | DEVELOPMENT APPLICATION | PM |
| B | 19 July 2022 | DA ISSUE | JW |
| C | 02 August 2022 | S4.55 SUBMISSION | JW |
| D | 07 October 2022 | S.455 SUBMISSION | JW |
| E | 14 October 2022 | S.455 SUBMISSION | JW |
| F | 03 February 2023 | RFI ISSUE - Review Set | JW |
| G | 21 February 2023 | RFI ISSUE - Review Set | JW |
| H | 24 February 2023 | RFI ISSUE - Review Set | JW |
| J | 27 February 2023 | RFI ISSUE | JW |
| K | 18 April 2023 | ADDITIONAL RFI ISSUE | IC |



marchese partners

Marchese Partners International Pty Ltd
Level 14, 46 Edward Street
Brisbane, QLD 4000, Australia
P +61 7 3211 2600 F +61 7 3211 0297
E info@marchesepartners.com
www.marchesepartners.com
Sydney · Brisbane
Melbourne · Adelaide · Perth · London
Kuala Lumpur · Christchurch
ABN 33 590 578 323

CLIENT
GWH NATIONAL PARK PTY LTD

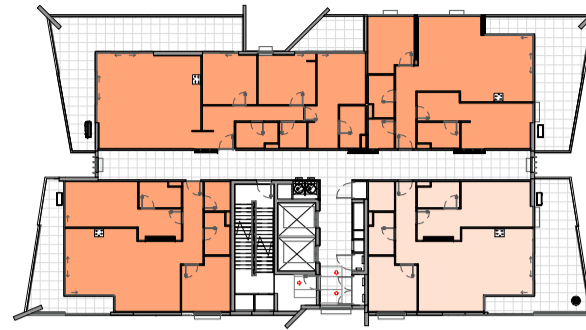
PROJECT
ONE NATIONAL PARK STREET, NEWCASTLE

DRAWING TITLE
SUN ANALYSIS - SOLAR ACCESS

| SCALE | DATE | DRAWN | CHECKED |
|-----------|---------------|----------|---------|
| 1:500 @A1 | 18 April 2023 | AL | JW |
| JOB | DRAWING | REVISION | |
| 18022 | S455-A21-020 | K | |

SOLAR ACCESS

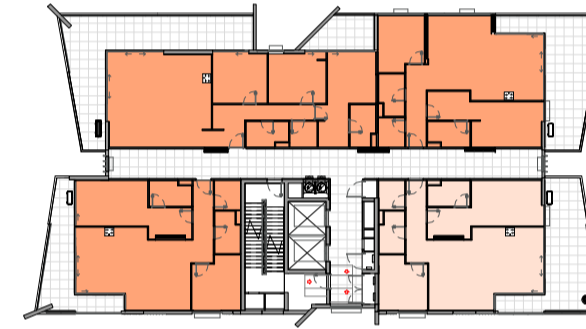
- 0 Hours
- 2 Hours
- 3 Hours



1 LEVEL 10_SOLAR_DA
1:500

SOLAR ACCESS

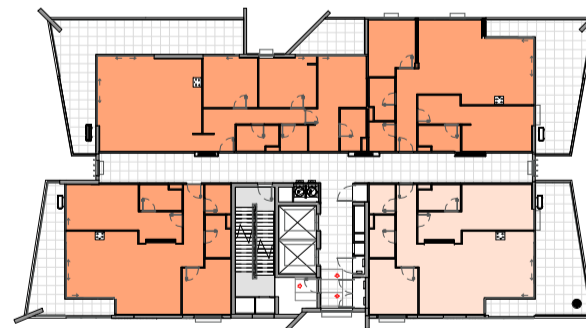
- 0 Hours
- 2 Hours
- 3 Hours



4 LEVEL 13_SOLAR_DA
1:500

SOLAR ACCESS

- 0 Hours
- 2 Hours
- 3 Hours



7 LEVEL 16_SOLAR_DA
1:500

SOLAR ACCESS

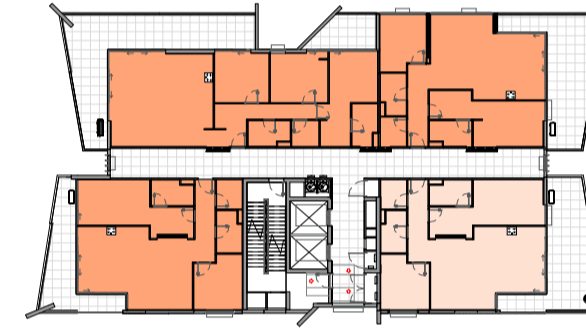
- 0 Hours
- 2 Hours
- 3 Hours



2 LEVEL 11_SOLAR_DA
1:500

SOLAR ACCESS

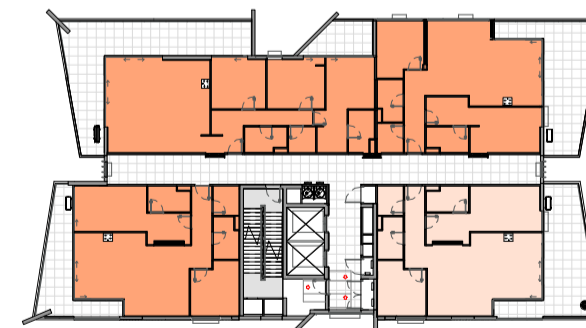
- 0 Hours
- 2 Hours
- 3 Hours



5 LEVEL 14_SOLAR_DA
1:500

SOLAR ACCESS

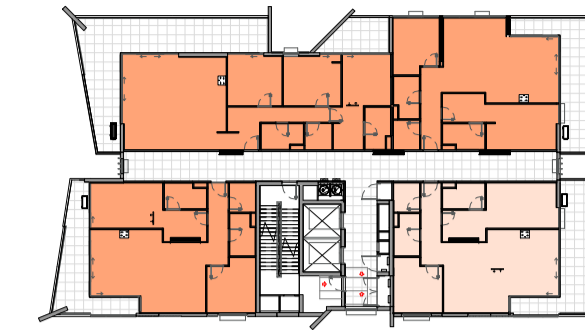
- 0 Hours
- 2 Hours
- 3 Hours



8 LEVEL 17_SOLAR_DA
1:500

SOLAR ACCESS

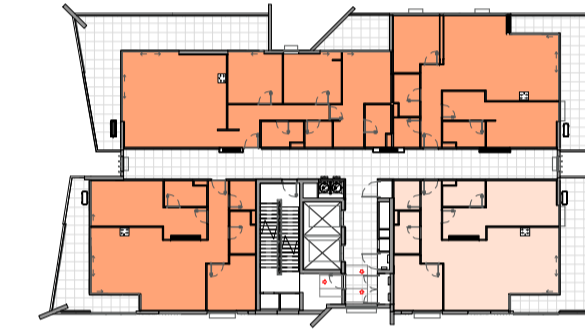
- 0 Hours
- 2 Hours
- 3 Hours



3 LEVEL 12_SOLAR_DA
1:500

SOLAR ACCESS

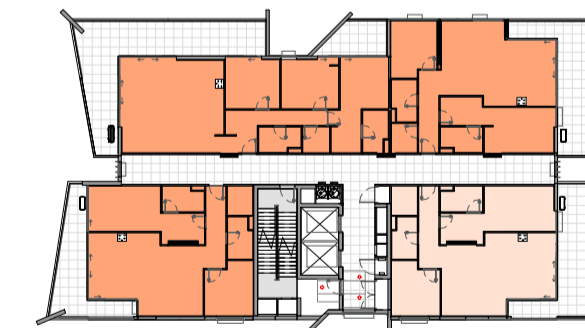
- 0 Hours
- 2 Hours
- 3 Hours



6 LEVEL 15_SOLAR_DA
1:500

SOLAR ACCESS


- 0 Hours
- 2 Hours
- 3 Hours



9 LEVEL 18_SOLAR_DA
1:500

IMPORTANT NOTES:
Do not scale from drawings. All dimensions to be checked on site before commencement of work. All discrepancies to be brought to the attention of the Architect. Larger scale drawings and written dimensions take preference. This drawing is copyright and the property of the author, and must not be retained, copied or used without the express authority of MARCHESE + PARTNERS INTERNATIONAL PTY. LTD.

S4.55 SUBMISSION



| REVISION | DATE | DESCRIPTION | BY |
|----------|------------------|-------------------------|----|
| A | 26 April 2019 | DEVELOPMENT APPLICATION | PM |
| B | 19 July 2022 | DA ISSUE | JW |
| C | 02 August 2022 | S4.55 SUBMISSION | JW |
| D | 07 October 2022 | S.455 SUBMISSION | JW |
| E | 14 October 2022 | S.455 SUBMISSION | JW |
| F | 03 February 2023 | RFI ISSUE - Review Set | JW |
| G | 21 February 2023 | RFI ISSUE - Review Set | JW |
| H | 24 February 2023 | RFI ISSUE - Review Set | JW |
| J | 27 February 2023 | RFI ISSUE | JW |
| K | 18 April 2023 | ADDITIONAL RFI ISSUE | IC |



marchese partners

Marchese Partners International Pty Ltd
Level 14, 46 Edward Street
Brisbane, QLD 4000, Australia
P +61 7 3211 2600 F +61 7 3211 0297
E info@marchesepartners.com
www.marchesepartners.com
Sydney · Brisbane
Melbourne · Adelaide · Perth · London
Kuala Lumpur · Christchurch
ABN 33 590 578 323

CLIENT
GWH NATIONAL PARK PTY LTD

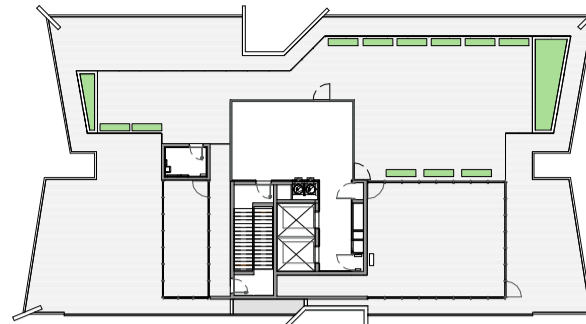
PROJECT
ONE NATIONAL PARK STREET, NEWCASTLE

DRAWING TITLE
SUN ANALYSIS - SOLAR ACCESS

| SCALE | DATE | DRAWN | CHECKED |
|-----------|---------------|----------|---------|
| 1:500 @A1 | 18 April 2023 | AL | JW |
| JOB | DRAWING | REVISION | |
| 18022 | S455-A21-021 | K | |

SOLAR ACCESS

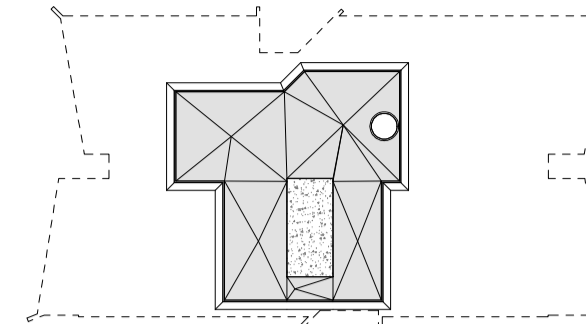
- 0 Hours
- 2 Hours
- 3 Hours



1 LEVEL 19_SOLAR_DA
1:500

SOLAR ACCESS

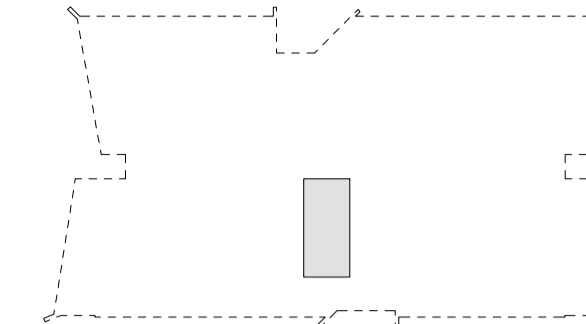
- 0 Hours
- 2 Hours
- 3 Hours



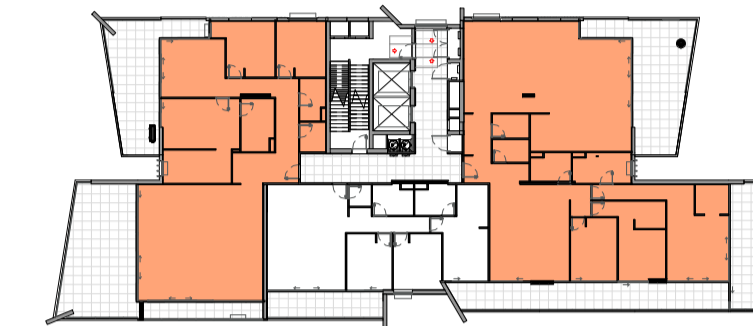
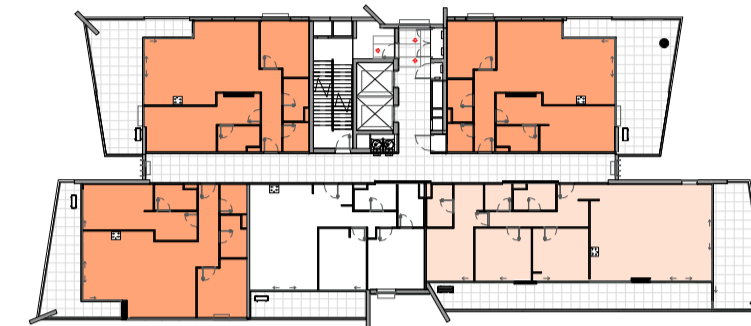
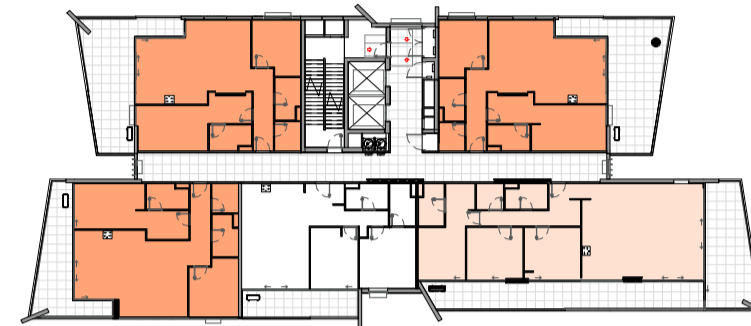
2 LEVEL 20_SOLAR_DA
1:500

SOLAR ACCESS

- 0 Hours
- 3 Hours



3 LEVEL 21_SOLAR_DA
1:500



SOLAR ACCESS COMPLIANCE

SOLAR ACCESS COMPLIANCE_DA

| TOTAL HOURS | COUNTS |
|-------------|--------|
| 0 Hours | 32 |
| 1 Hours | 1 |
| 2 Hours | 51 |
| 3 Hours | 110 |
| | 194 |

LIVING ROOMS AND PRIVATE OPEN SPACE OF AT LEAST 70% OF APARTMENTS IN A BUILDING RECEIVE A MINIMUM OF 2 HOURS; AND DIRECT SUNLIGHT BETWEEN 9AM AND 3PM AT MID WINTER IN THE [NEWCASTLE] LOCAL GOVERNMENT AREAS.

TOTAL NUMBER OF UNITS WITH 3 HOURS OR MORE OF SOLAR ACCESS TO LIVING AREAS = **110**

TOTAL NUMBER OF UNITS WITH MIN 2 HOURS OR MORE OF SOLAR ACCESS TO LIVING AREAS = **161**

TOTAL NUMBER OF UNITS WITH 1 HOURS OR MORE OF SOLAR ACCESS TO POS = **162**


TOTAL NUMBER OF UNITS PROPOSED IN THE DEVELOPMENT = **194**

TOTAL PERCENTAGE ACHIEVED FOR 3 HOURS OR MORE TO LIVING AREAS = **110 / 194 = 57 %**

TOTAL PERCENTAGE ACHIEVED FOR 2 HOURS OR MORE TO LIVING & POS = **162 / 194 = 83%**

IMPORTANT NOTES:
Do not scale from drawings. All dimensions to be checked on site before commencement of work. All discrepancies to be brought to the attention of the Architect. Larger scale drawings and written dimensions take preference. This drawing is copyright and the property of the author, and must not be retained, copied or used without the express authority of MARCHESE + PARTNERS INTERNATIONAL PTY. LTD.

S4.55 SUBMISSION



| REVISION | DATE | DESCRIPTION | BY |
|----------|------------------|-------------------------|----|
| A | 26 April 2019 | DEVELOPMENT APPLICATION | PM |
| B | 19 July 2022 | DA ISSUE | JW |
| C | 02 August 2022 | S4.55 SUBMISSION | JW |
| D | 07 October 2022 | S.455 SUBMISSION | JW |
| E | 14 October 2022 | S.455 SUBMISSION | JW |
| F | 03 February 2023 | RFI ISSUE - Review Set | JW |
| G | 21 February 2023 | RFI ISSUE - Review Set | JW |
| H | 24 February 2023 | RFI ISSUE - Review Set | JW |
| J | 27 February 2023 | RFI ISSUE | JW |
| K | 18 April 2023 | ADDITIONAL RFI ISSUE | IC |



marchese partners

Marchese Partners International Pty Ltd
Level 14, 46 Edward Street
Brisbane, QLD 4000, Australia
P +61 7 3211 2600 F +61 7 3211 0297
E info@marchesepartners.com
www.marchesepartners.com
Sydney · Brisbane
Melbourne · Adelaide · Perth · London
Kuala Lumpur · Christchurch
ABN 33 590 578 323

CLIENT
GWH NATIONAL PARK PTY LTD

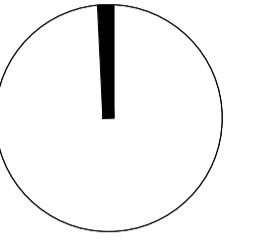
PROJECT
ONE NATIONAL PARK STREET, NEWCASTLE

DRAWING TITLE
SUN ANALYSIS - SOLAR ACCESS

| SCALE | DATE | DRAWN | CHECKED |
|-----------|---------------|----------|---------|
| 1:500 @A1 | 18 April 2023 | AL | JW |
| JOB | DRAWING | REVISION | |
| 18022 | S455-A21-022 | K | |

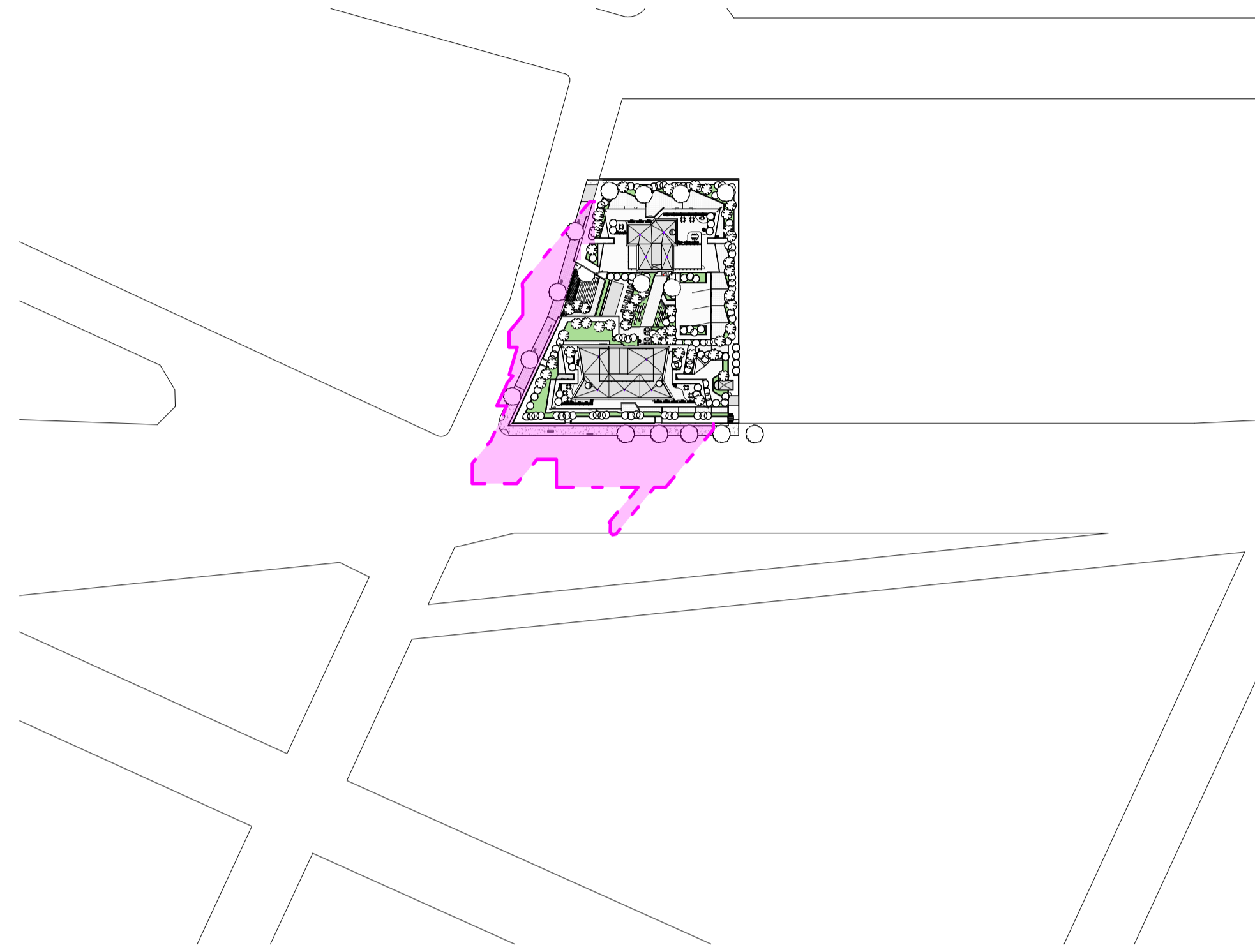
IMPORTANT NOTES:
Do not scale from drawings. All dimensions to be checked on site before commencement of work. All discrepancies to be brought to the attention of the Architect. Larger scale drawings and written dimensions take preference. This drawing is copyright and the property of the author, and must not be retained, copied or used without the express authority of MARCHESE + PARTNERS INTERNATIONAL PTY. LTD.

S4.55 SUBMISSION

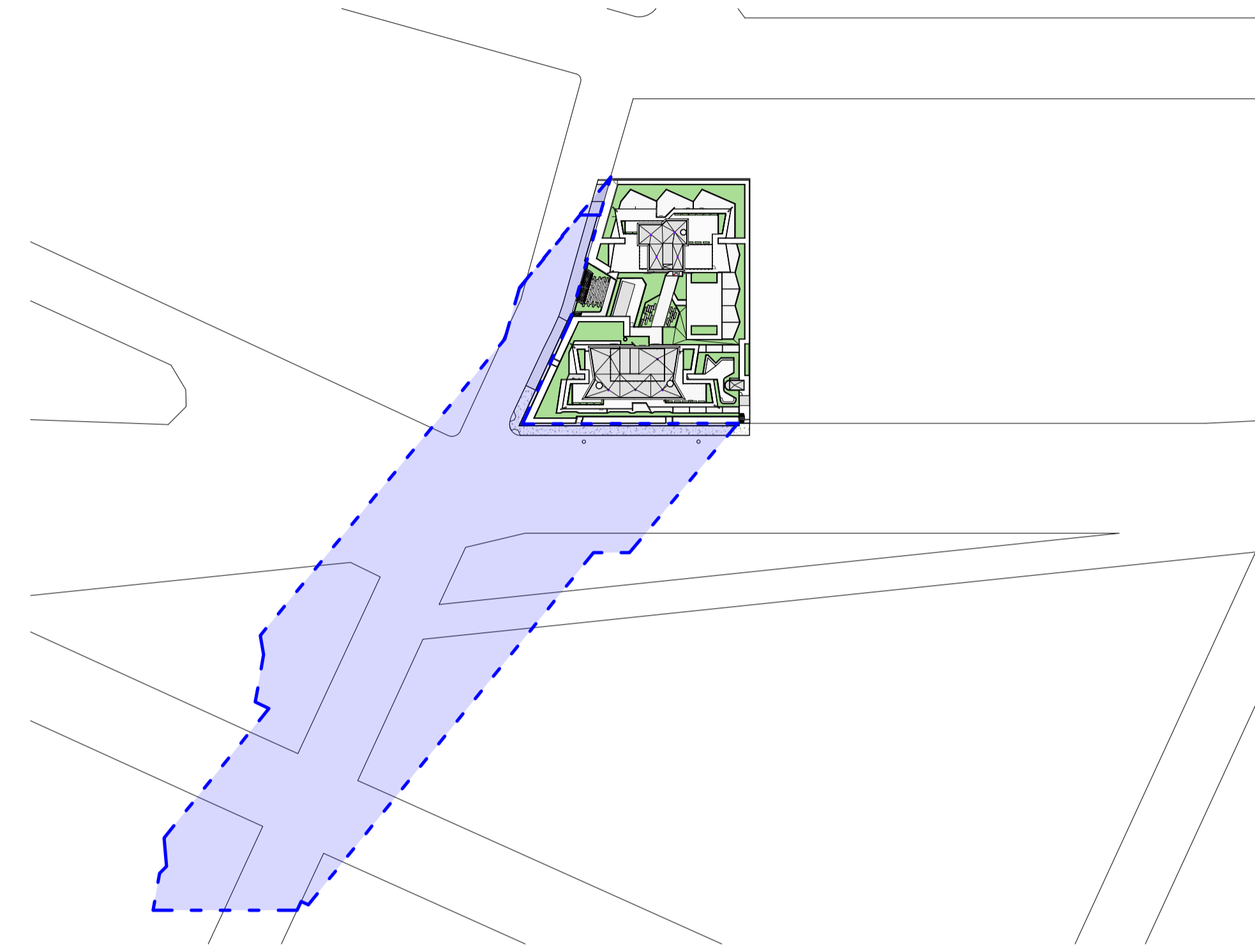


- SHADOW BY PROPOSED BUILDING
- SHADOW BY 66 METER HIGH TOWER
- SHADOW BY 60 METER HIGH TOWER
- SHADOW BY EXISTING BUILDING

| REVISION | DATE | DESCRIPTION | BY |
|----------|------------------|-------------------------|----|
| A | 26 April 2019 | DEVELOPMENT APPLICATION | PM |
| B | 19 July 2022 | DA ISSUE | JW |
| C | 02 August 2022 | S4.55 SUBMISSION | JW |
| D | 07 October 2022 | S.455 SUBMISSION | JW |
| E | 14 October 2022 | S.455 SUBMISSION | JW |
| F | 03 February 2023 | RFI ISSUE - Review Set | JW |
| G | 21 February 2023 | RFI ISSUE - Review Set | JW |
| H | 24 February 2023 | RFI ISSUE - Review Set | JW |
| J | 27 February 2023 | RFI ISSUE | JW |
| K | 18 April 2023 | ADDITIONAL RFI ISSUE | IC |



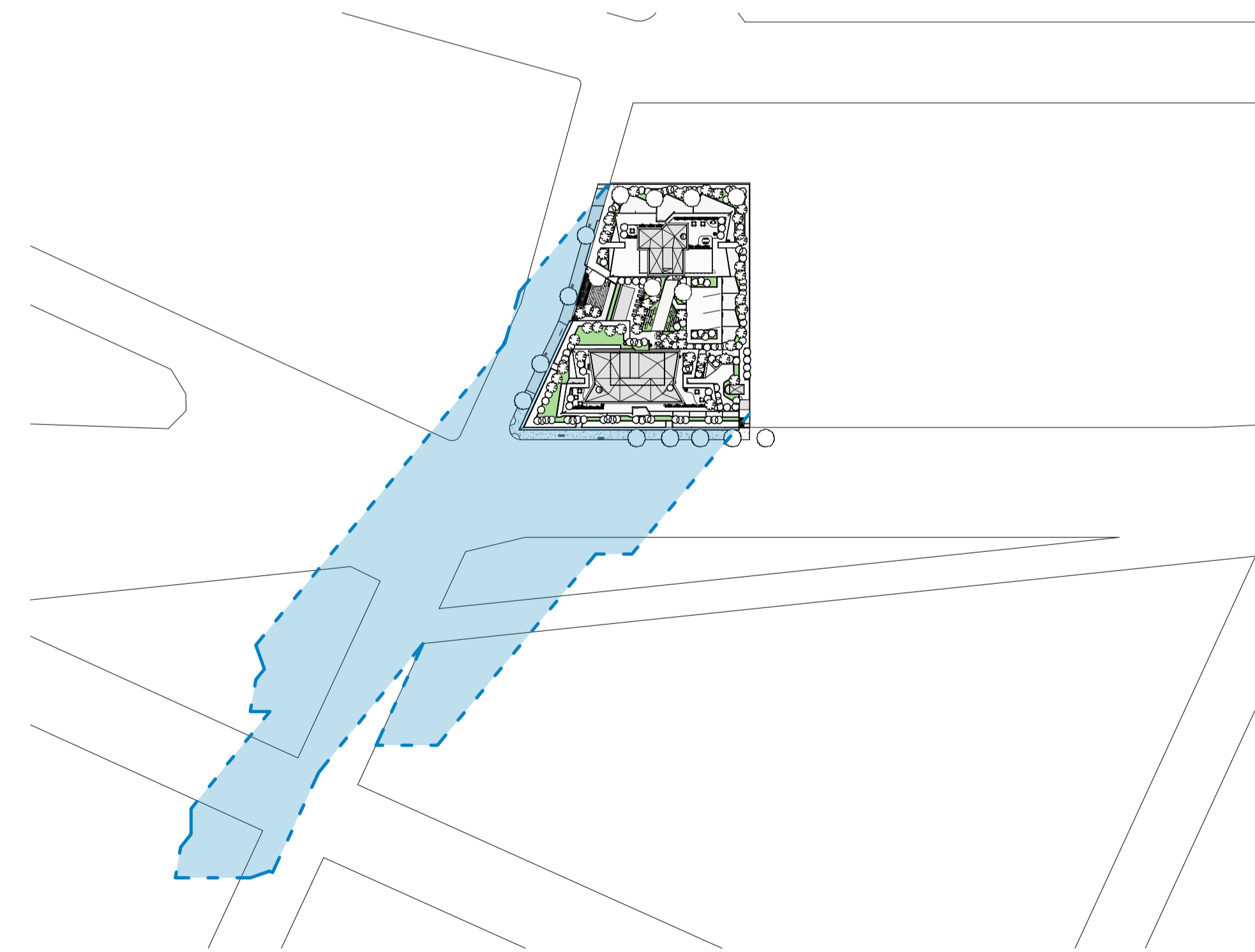
1 SHADOW DIAGRAM - 9 AM WINTER SOLSTICE_EXISTING
1 : 1500



2 SHADOW DIAGRAM - 9 AM WINTER SOLSTICE_PROPOSED
1 : 1500



3 SHADOW DIAGRAM - 9 AM WINTER SOLSTICE_60 METER TOWER STUDY
1 : 1500



4 SHADOW DIAGRAM - 9 AM WINTER SOLSTICE_66 METER TOWER STUDY
1 : 1500



**marchese
partners**

Marchese Partners International Pty Ltd
Level 14, 46 Edward Street
Brisbane, QLD 4000, Australia
P +61 7 3211 2600 F +61 7 3211 0297
E info@marchesepartners.com
www.marchesepartners.com
Sydney · Brisbane
Melbourne · Adelaide · Perth · London
Kuala Lumpur · Christchurch
ABN 33 590 578 323

CLIENT
**GWH NATIONAL PARK
PTY LTD**

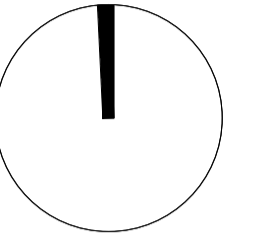
PROJECT
**ONE
NATIONAL PARK
STREET, NEWCASTLE**

DRAWING TITLE
**SUN ANALYSIS -
SHADOW STUDY - 09 AM**

| SCALE | DATE | DRAWN | CHECKED |
|------------------|---------------|----------|---------|
| As indicated @A1 | 18 April 2023 | AL | JW |
| JOB | DRAWING | REVISION | |
| 18022 | S455-A21-030 | K | |

IMPORTANT NOTES:
 Do not scale from drawings. All dimensions to be checked on site before commencement of work. All discrepancies to be brought to the attention of the Architect. Larger scale drawings and written dimensions take preference. This drawing is copyright and the property of the author, and must not be retained, copied or used without the express authority of MARCHESE + PARTNERS INTERNATIONAL PTY. LTD.

S4.55 SUBMISSION



- SHADOW BY PROPOSED BUILDING
- SHADOW BY 66 METER HIGH TOWER
- SHADOW BY 60 METER HIGH TOWER
- SHADOW BY EXISTING BUILDING

| REVISION | DATE | DESCRIPTION | BY |
|----------|------------------|-------------------------|----|
| A | 26 April 2019 | DEVELOPMENT APPLICATION | PM |
| B | 19 July 2022 | DA ISSUE | JW |
| C | 02 August 2022 | S4.55 SUBMISSION | JW |
| D | 07 October 2022 | S.455 SUBMISSION | JW |
| E | 14 October 2022 | S.455 SUBMISSION | JW |
| F | 03 February 2023 | RFI ISSUE - Review Set | JW |
| G | 21 February 2023 | RFI ISSUE - Review Set | JW |
| H | 24 February 2023 | RFI ISSUE - Review Set | JW |
| J | 27 February 2023 | RFI ISSUE | JW |
| K | 18 April 2023 | ADDITIONAL RFI ISSUE | IC |



**marchese
partners**

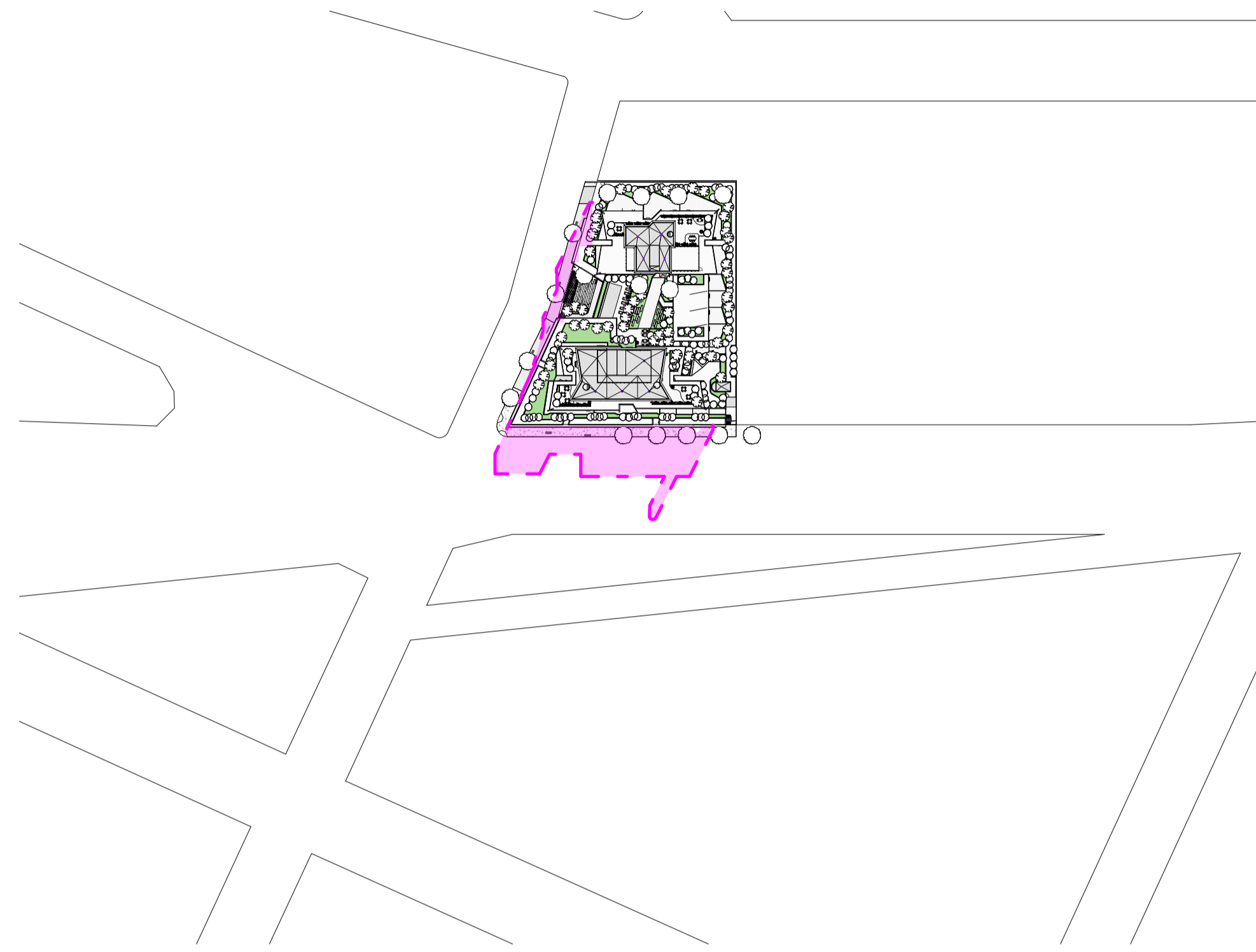
Marchese Partners International Pty Ltd
 Level 14, 46 Edward Street
 Brisbane, QLD 4000, Australia
 P +61 7 3211 2600 F +61 7 3211 0297
 E info@marchesepartners.com
 www.marchesepartners.com
 Sydney · Brisbane
 Melbourne · Adelaide · Perth · London
 Kuala Lumpur · Christchurch
 ABN 33 590 578 323

CLIENT
**GWH NATIONAL PARK
PTY LTD**

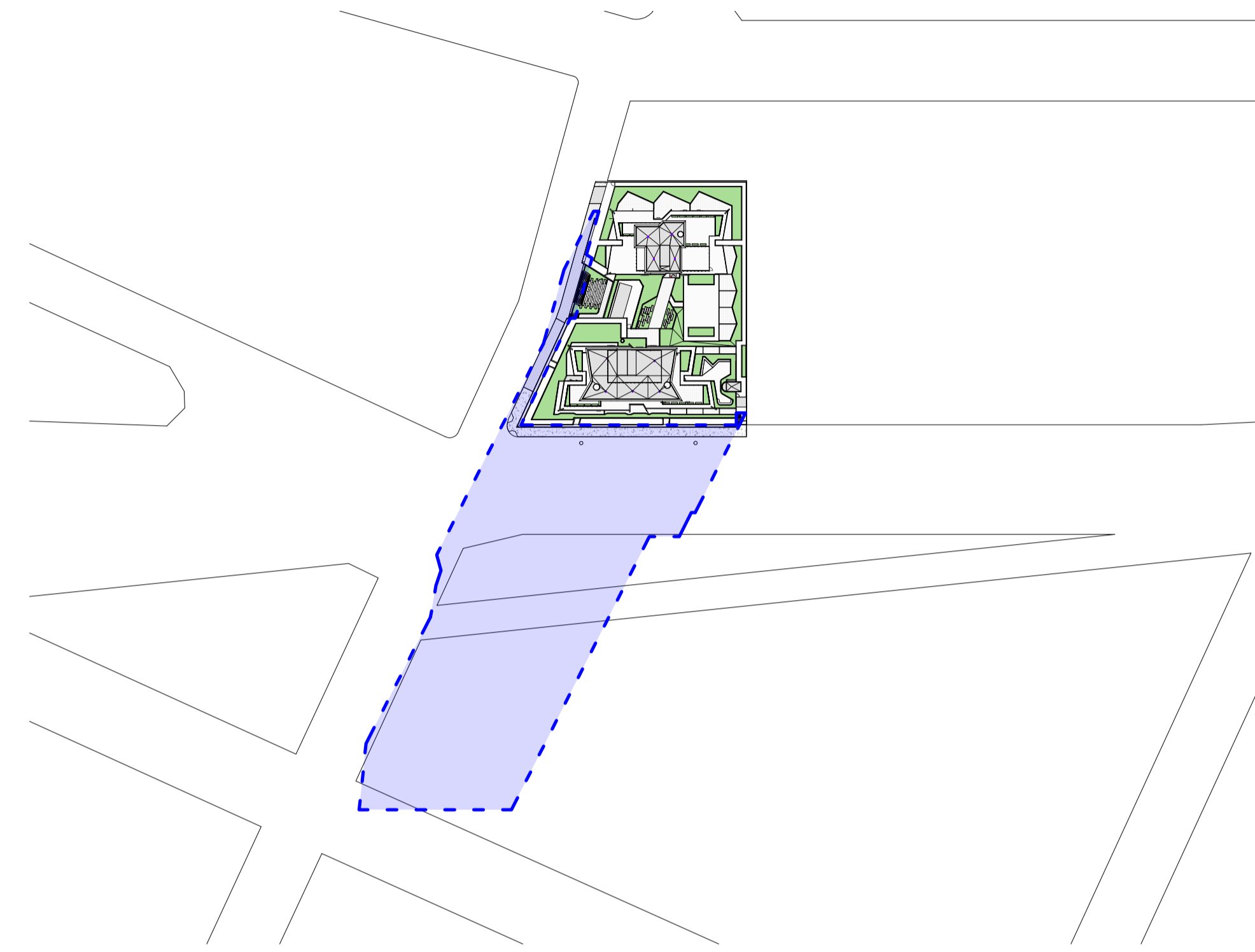
PROJECT
**ONE
NATIONAL PARK
STREET, NEWCASTLE**

DRAWING TITLE
**SUN ANALYSIS -
SHADOW STUDY - 10 AM**

| SCALE | DATE | DRAWN | CHECKED |
|------------------|---------------|----------|---------|
| As indicated @A1 | 18 April 2023 | AL | JW |
| JOB | DRAWING | REVISION | |
| 18022 | S455-A21-031 | K | |



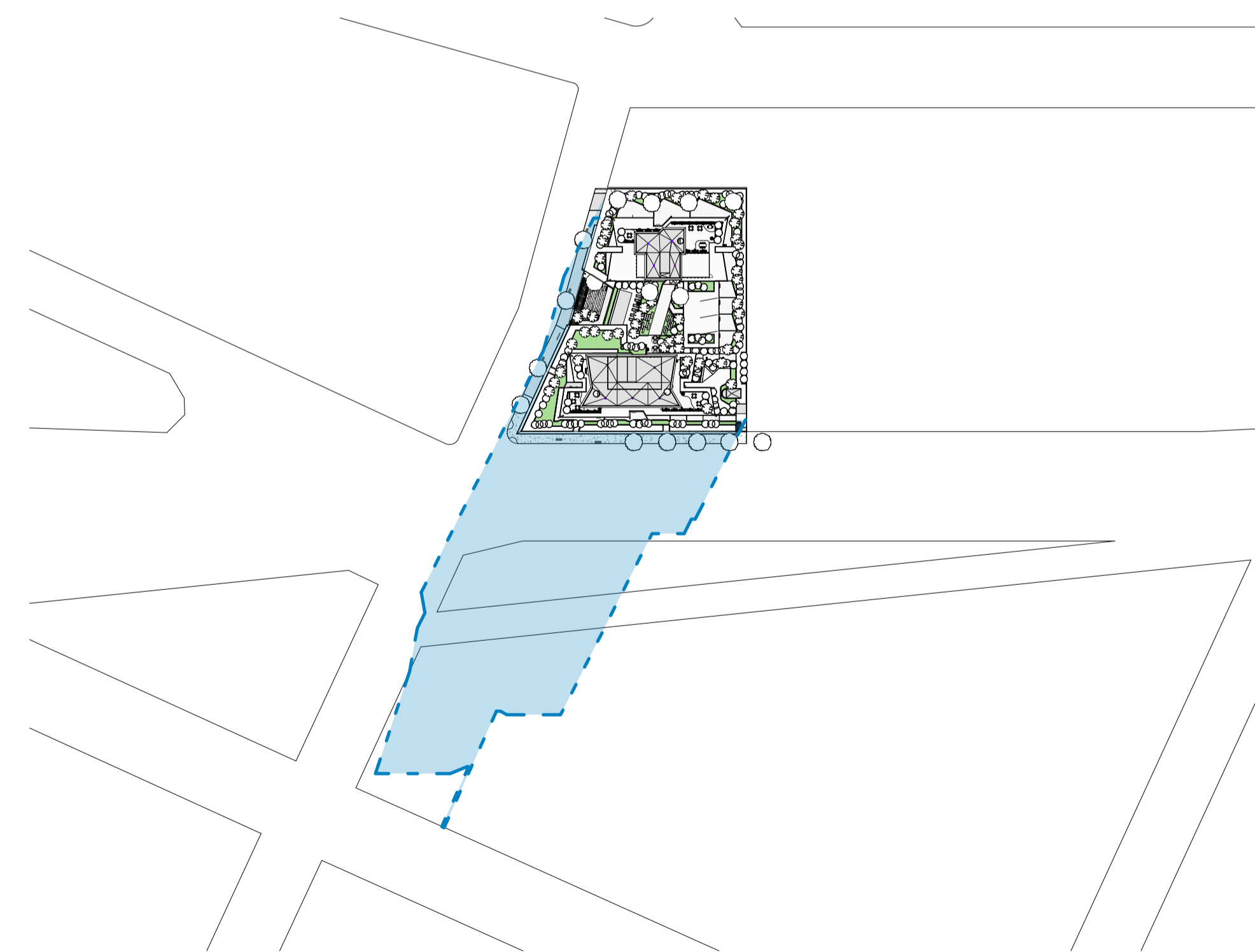
1 SHADOW DIAGRAM - 10 AM WINTER SOLSTICE_EXISTING
1:1500



2 SHADOW DIAGRAM - 10 AM WINTER SOLSTICE_PROPOSED
1:1500



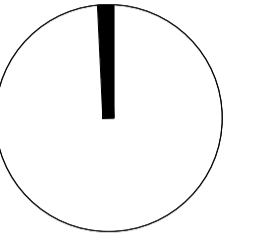
3 SHADOW DIAGRAM - 10 AM WINTER SOLSTICE_60 METER TOWER STUDY
1:1500



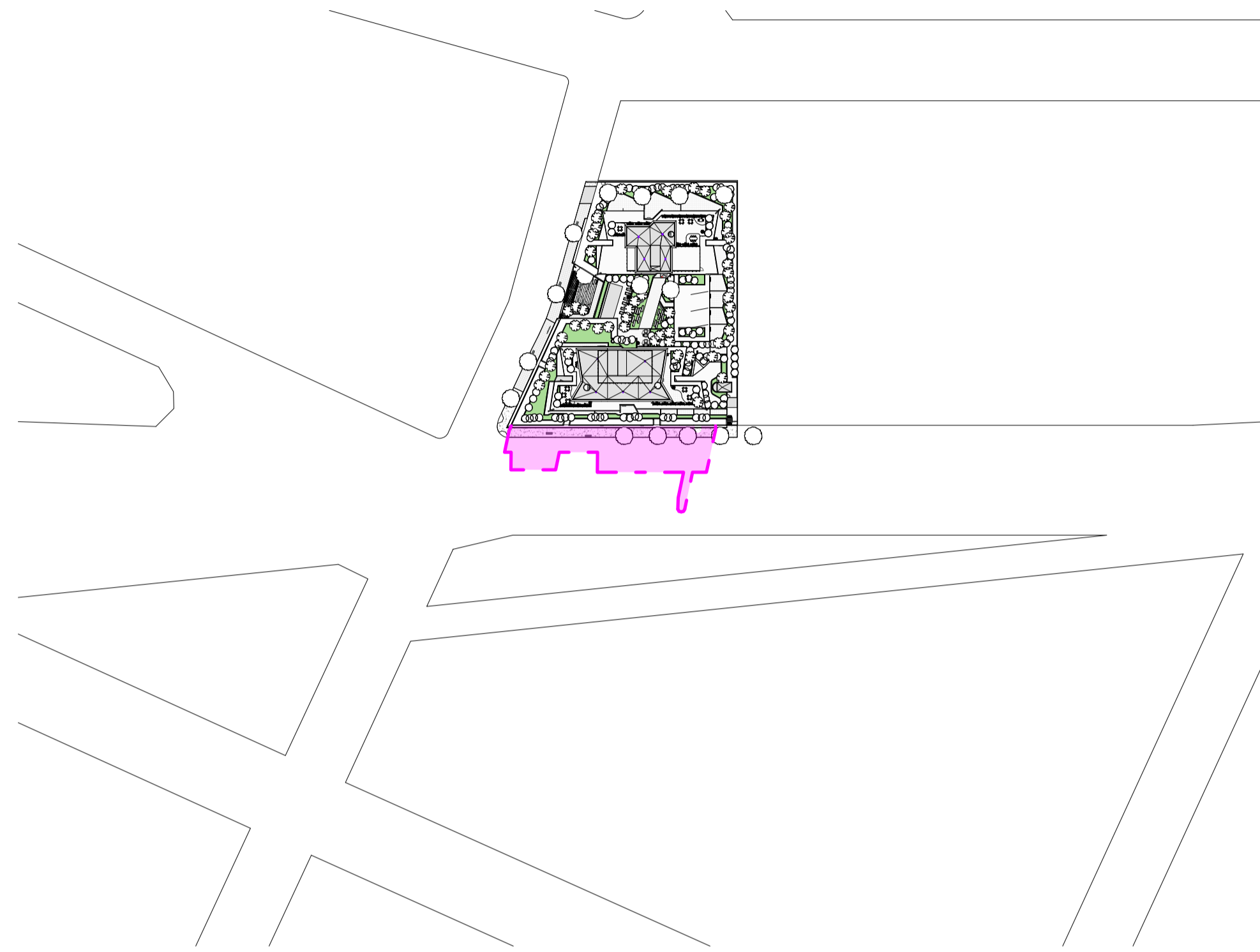
4 SHADOW DIAGRAM - 10 AM WINTER SOLSTICE_66 METER TOWER STUDY
1:1500

IMPORTANT NOTES:
 Do not scale from drawings. All dimensions to be checked on site before commencement of work. All discrepancies to be brought to the attention of the Architect. Larger scale drawings and written dimensions take preference. This drawing is copyright and the property of the author, and must not be retained, copied or used without the express authority of MARCHESE + PARTNERS INTERNATIONAL PTY. LTD.

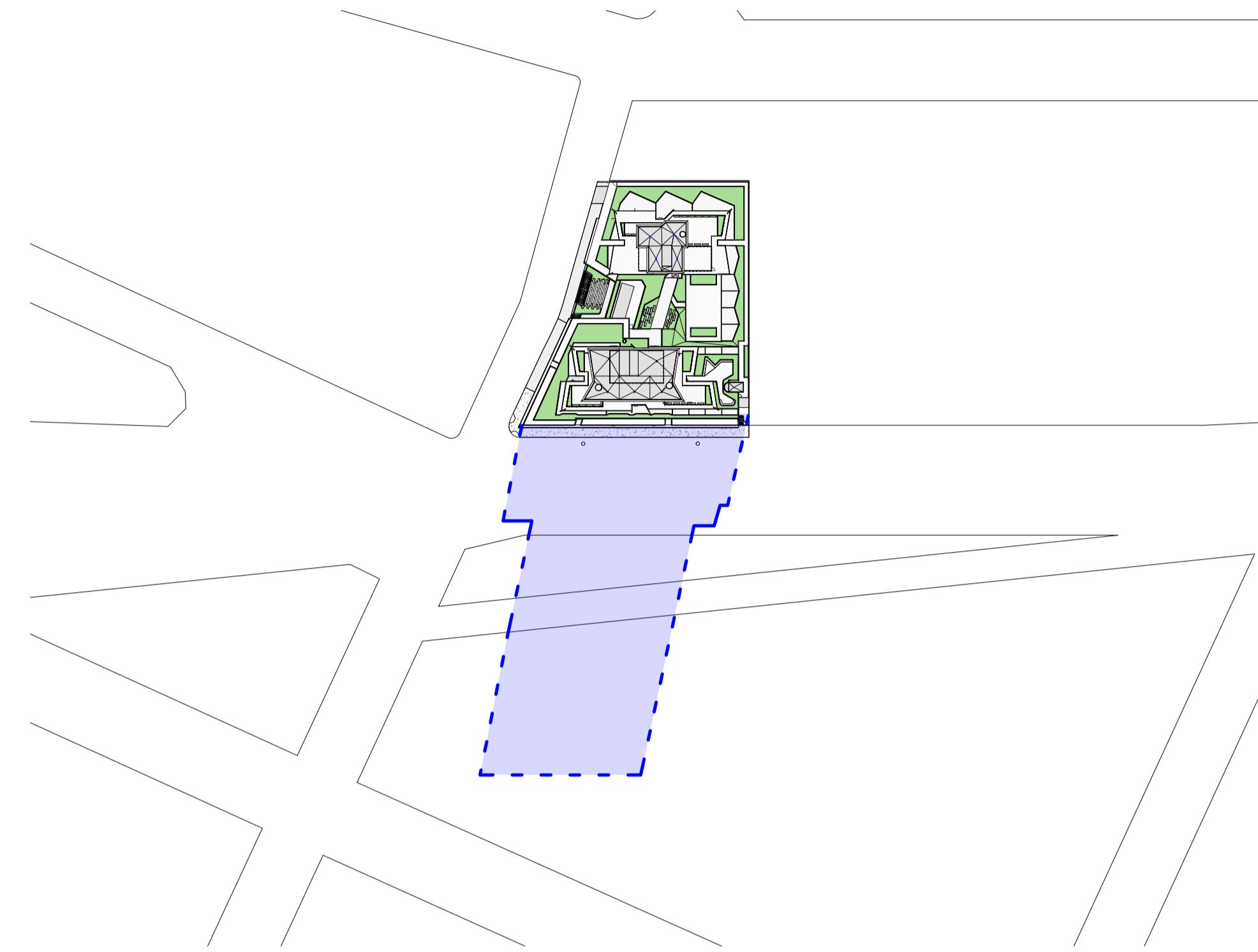
S4.55 SUBMISSION



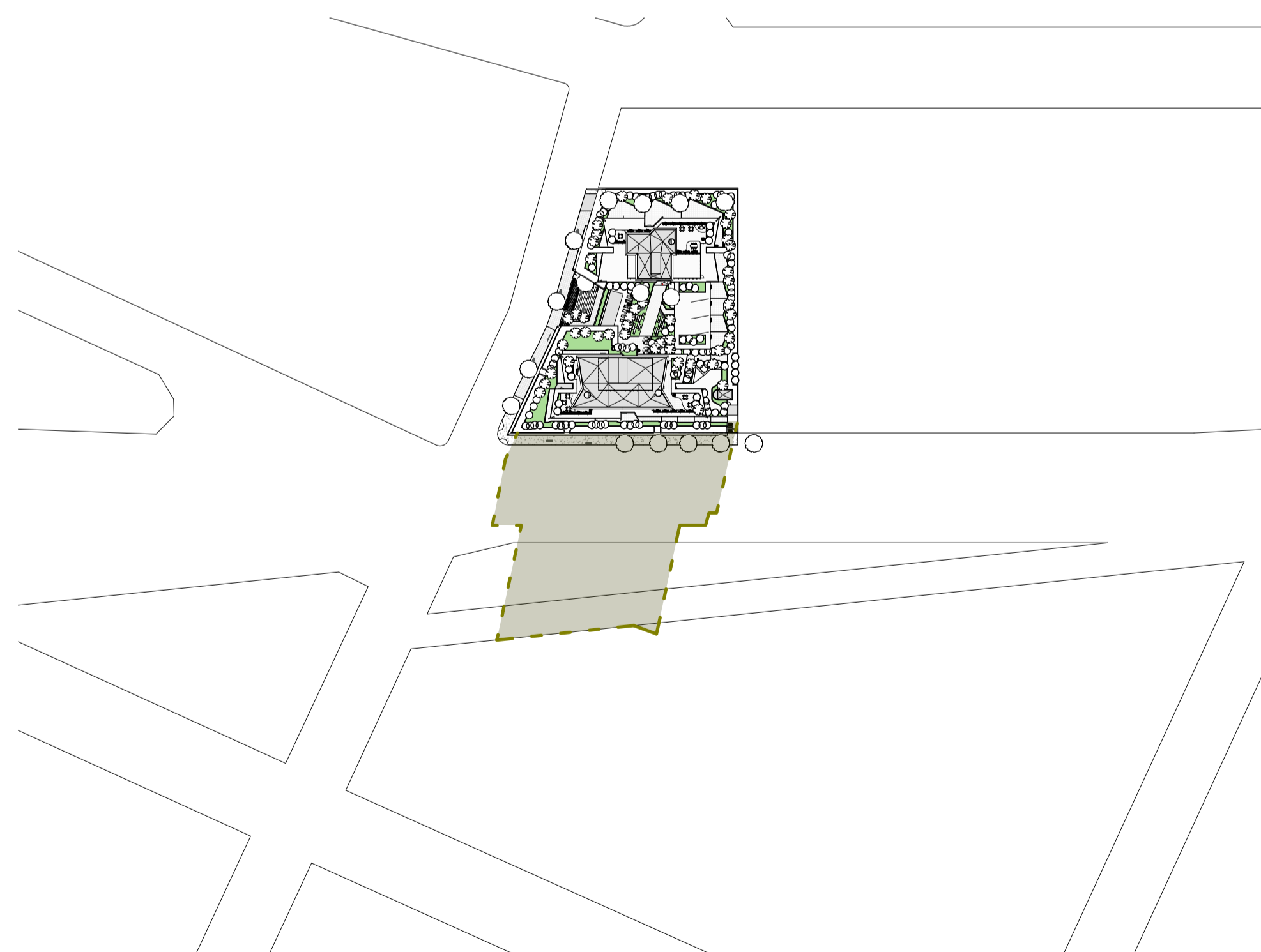
- SHADOW BY PROPOSED BUILDING
- SHADOW BY 66 METER HIGH TOWER
- SHADOW BY 60 METER HIGH TOWER
- SHADOW BY EXISTING BUILDING



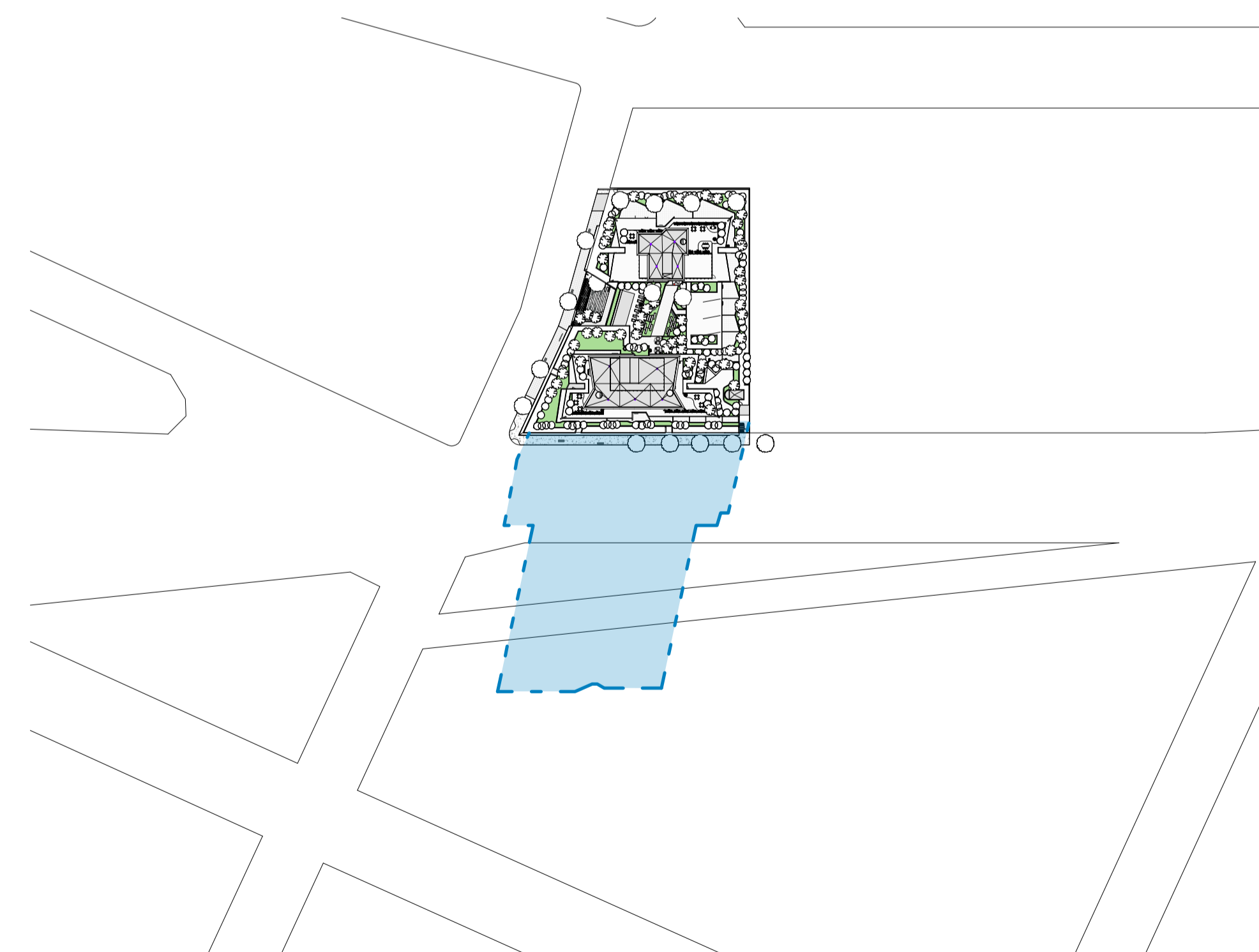
1 SHADOW DIAGRAM - 11 AM WINTER SOLSTICE_EXISTING
1 : 1500



2 SHADOW DIAGRAM - 11 AM WINTER SOLSTICE_PROPOSED
1 : 1500



3 SHADOW DIAGRAM - 11 AM WINTER SOLSTICE_60 METER TOWER STUDY
1 : 1500



4 SHADOW DIAGRAM - 11 AM WINTER SOLSTICE_66 METER TOWER STUDY
1 : 1500

| REVISION | DATE | DESCRIPTION | BY |
|----------|------------------|-------------------------|----|
| A | 26 April 2019 | DEVELOPMENT APPLICATION | PM |
| B | 19 July 2022 | DA ISSUE | JW |
| C | 02 August 2022 | S4.55 SUBMISSION | JW |
| D | 07 October 2022 | S.455 SUBMISSION | JW |
| E | 14 October 2022 | S.455 SUBMISSION | JW |
| F | 03 February 2023 | RFI ISSUE - Review Set | JW |
| G | 21 February 2023 | RFI ISSUE - Review Set | JW |
| H | 24 February 2023 | RFI ISSUE - Review Set | JW |
| J | 27 February 2023 | RFI ISSUE | JW |
| K | 18 April 2023 | ADDITIONAL RFI ISSUE | IC |



marchese partners

Marchese Partners International Pty Ltd
 Level 14, 46 Edward Street
 Brisbane, QLD 4000, Australia
 P +61 7 3211 2600 F +61 7 3211 0297
 E info@marchesepartners.com
 www.marchesepartners.com
 Sydney · Brisbane
 Melbourne · Adelaide · Perth · London
 Kuala Lumpur · Christchurch
 ABN 33 590 578 323

CLIENT
**GWH NATIONAL PARK
 PTY LTD**

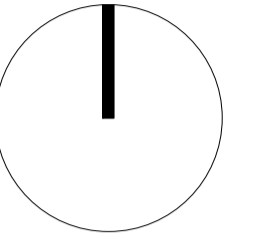
PROJECT
**ONE
 NATIONAL PARK
 STREET, NEWCASTLE**

DRAWING TITLE
**SUN ANALYSIS -
 SHADOW STUDY - 11 AM**

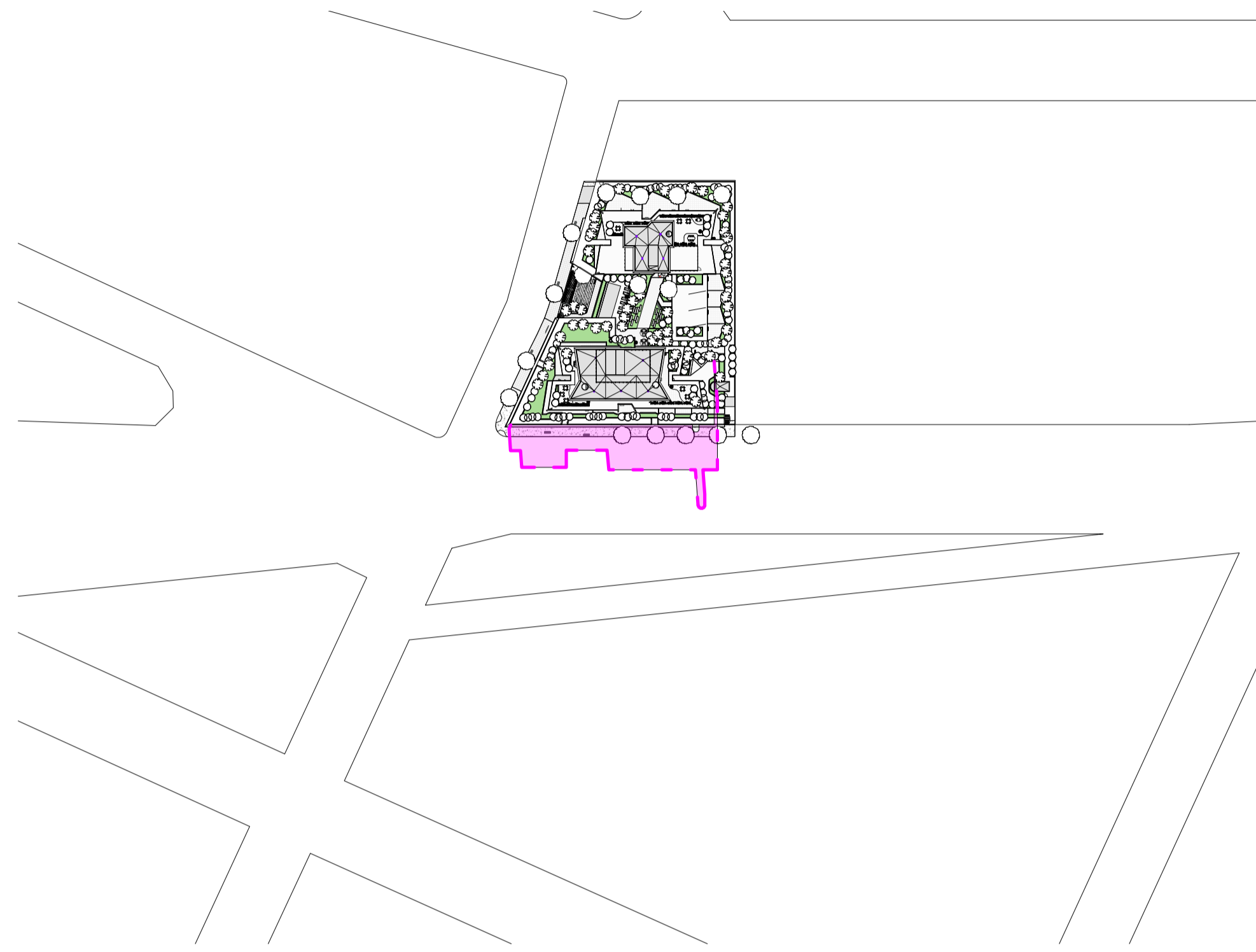
| SCALE | DATE | DRAWN | CHECKED |
|------------------|---------------|----------|---------|
| As indicated @A1 | 18 April 2023 | AL | JW |
| JOB | DRAWING | REVISION | |
| 18022 | S455-A21-032 | K | |

IMPORTANT NOTES:
 Do not scale from drawings. All dimensions to be checked on site before commencement of work. All discrepancies to be brought to the attention of the Architect. Larger scale drawings and written dimensions take preference. This drawing is copyright and the property of the author, and must not be retained, copied or used without the express authority of MARCHESE + PARTNERS INTERNATIONAL PTY. LTD.

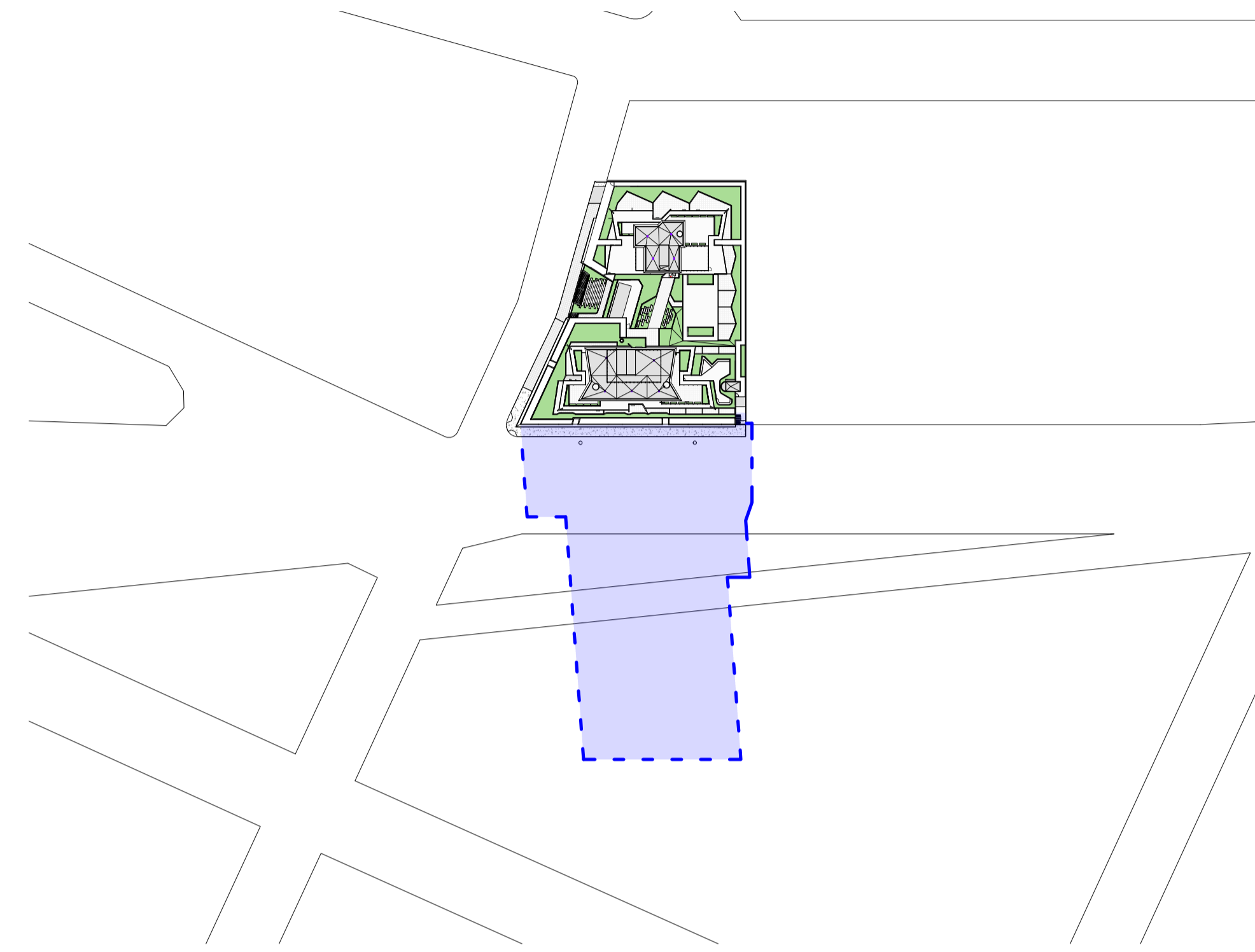
S4.55 SUBMISSION



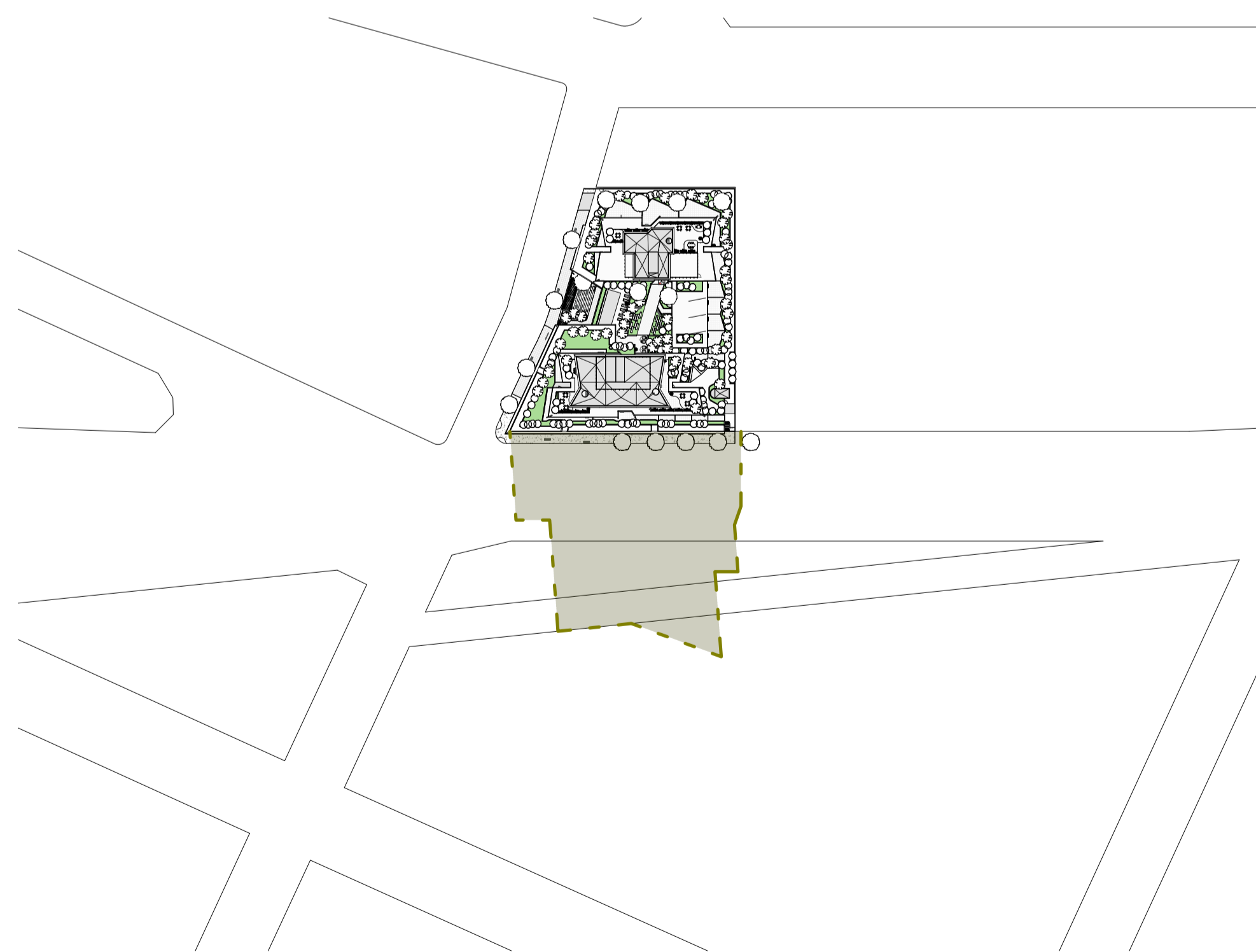
- SHADOW BY PROPOSED BUILDING
- SHADOW BY 66 METER HIGH TOWER
- SHADOW BY 60 METER HIGH TOWER
- SHADOW BY EXISTING BUILDING



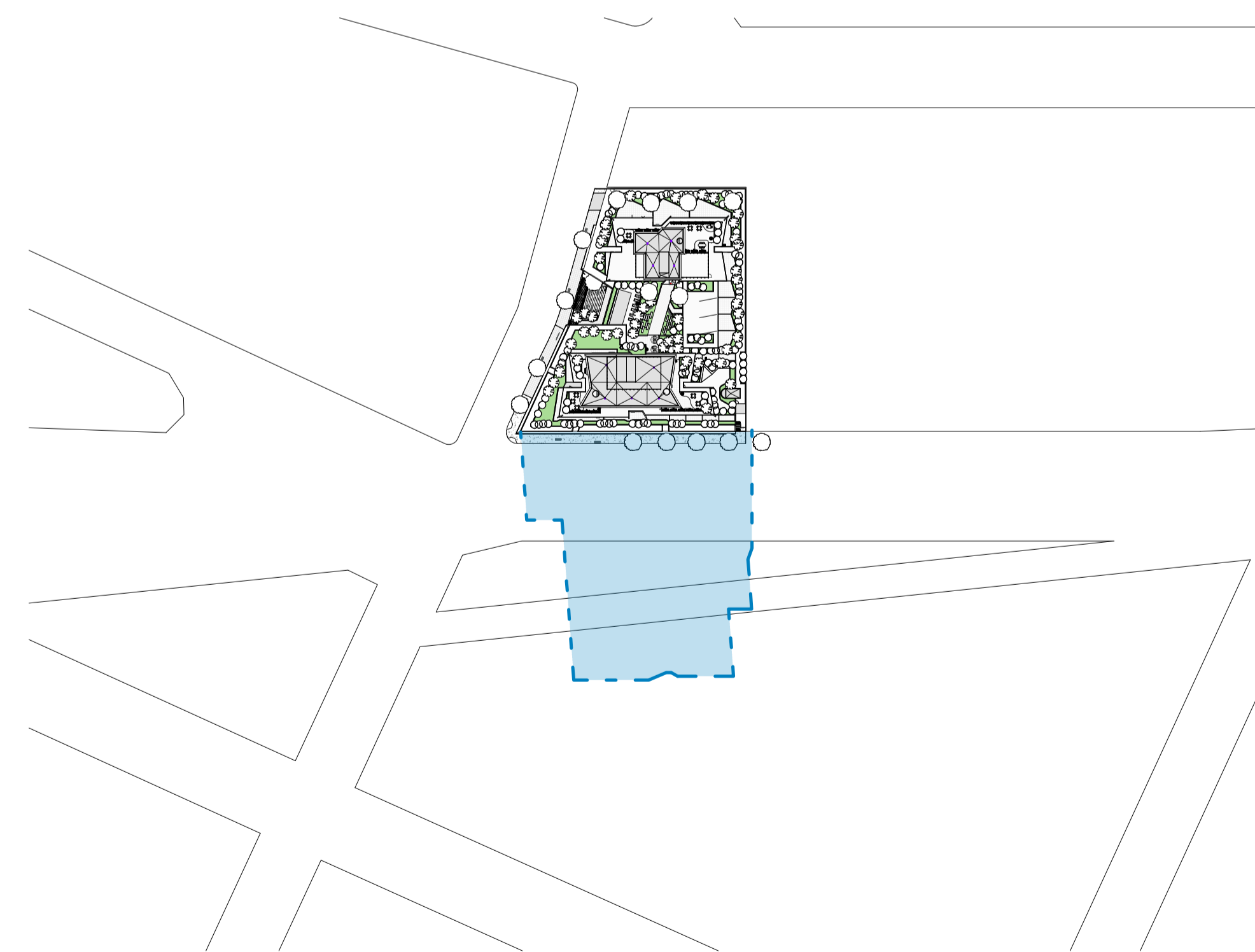
1 SHADOW DIAGRAM - 12 PM WINTER SOLSTICE_EXISTING
1 : 1500



2 SHADOW DIAGRAM - 12 PM WINTER SOLSTICE_PROPOSED
1 : 1500



3 SHADOW DIAGRAM - 12 PM WINTER SOLSTICE_60 METER TOWER STUDY
1 : 1500



4 SHADOW DIAGRAM - 12 PM WINTER SOLSTICE_66 METER TOWER STUDY
1 : 1500

| REVISION | DATE | DESCRIPTION | BY |
|----------|------------------|-------------------------|----|
| A | 26 April 2019 | DEVELOPMENT APPLICATION | PM |
| B | 19 July 2022 | DA ISSUE | JW |
| C | 02 August 2022 | S4.55 SUBMISSION | JW |
| D | 07 October 2022 | S.455 SUBMISSION | JW |
| E | 14 October 2022 | S.455 SUBMISSION | JW |
| F | 03 February 2023 | RFI ISSUE - Review Set | JW |
| G | 21 February 2023 | RFI ISSUE - Review Set | JW |
| H | 24 February 2023 | RFI ISSUE - Review Set | JW |
| J | 27 February 2023 | RFI ISSUE | JW |
| K | 18 April 2023 | ADDITIONAL RFI ISSUE | IC |



marchese
partners

Marchese Partners International Pty Ltd
 Level 14, 46 Edward Street
 Brisbane, QLD 4000, Australia
 P +61 7 3211 2600 F +61 7 3211 0297
 E info@marchesepartners.com
 www.marchesepartners.com
 Sydney · Brisbane
 Melbourne · Adelaide · Perth · London
 Kuala Lumpur · Christchurch
 ABN 33 590 578 323

CLIENT
**GWH NATIONAL PARK
 PTY LTD**

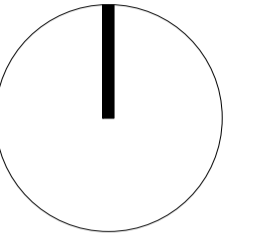
PROJECT
**ONE
 NATIONAL PARK
 STREET, NEWCASTLE**

DRAWING TITLE
**SUN ANALYSIS -
 SHADOW STUDY - 12 PM**

| SCALE | DATE | DRAWN | CHECKED |
|------------------|---------------|----------|---------|
| As indicated @A1 | 18 April 2023 | AL | JW |
| JOB | DRAWING | REVISION | |
| 18022 | S455-A21-033 | K | |

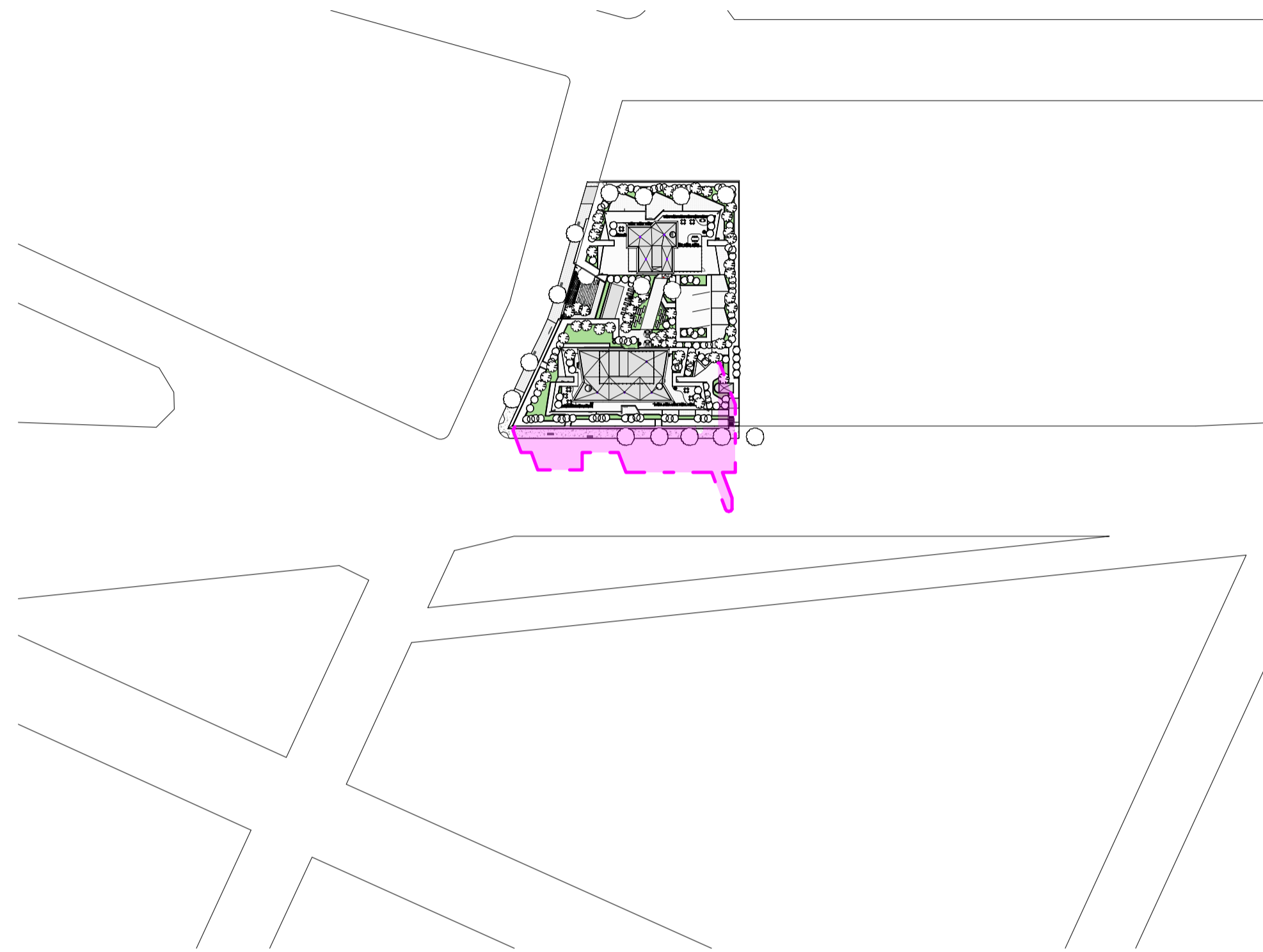
IMPORTANT NOTES:
 Do not scale from drawings. All dimensions to be checked on site before commencement of work. All discrepancies to be brought to the attention of the Architect. Larger scale drawings and written dimensions take preference. This drawing is copyright and the property of the author, and must not be retained, copied or used without the express authority of MARCHESE + PARTNERS INTERNATIONAL PTY. LTD.

S4.55 SUBMISSION

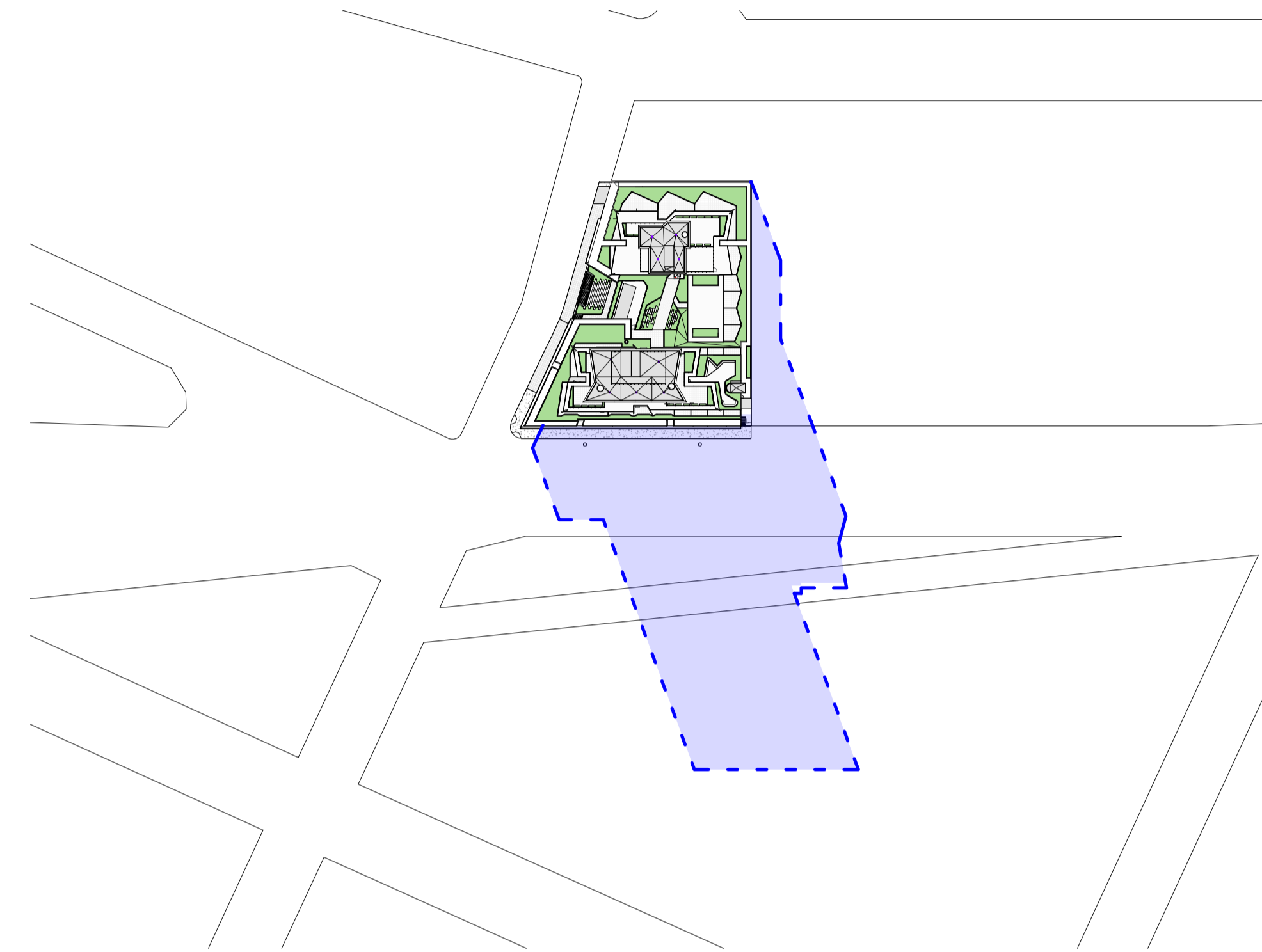


- SHADOW BY PROPOSED BUILDING
- SHADOW BY 66 METER HIGH TOWER
- SHADOW BY 60 METER HIGH TOWER
- SHADOW BY EXISTING BUILDING

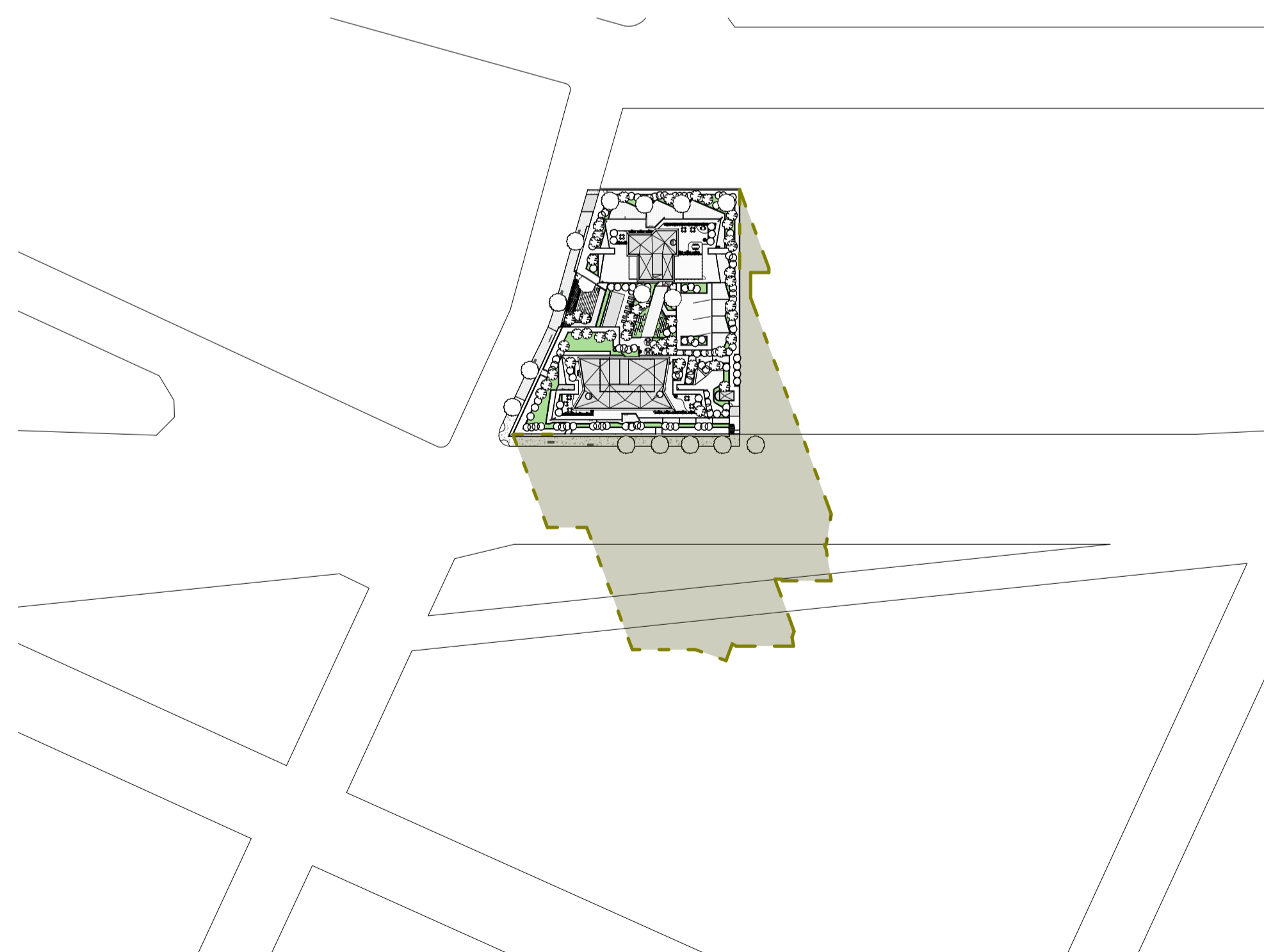
| REVISION | DATE | DESCRIPTION | BY |
|----------|------------------|-------------------------|----|
| A | 26 April 2019 | DEVELOPMENT APPLICATION | PM |
| B | 19 July 2022 | DA ISSUE | JW |
| C | 02 August 2022 | S4.55 SUBMISSION | JW |
| D | 07 October 2022 | S.455 SUBMISSION | JW |
| E | 14 October 2022 | S.455 SUBMISSION | JW |
| F | 03 February 2023 | RFI ISSUE - Review Set | JW |
| G | 21 February 2023 | RFI ISSUE - Review Set | JW |
| H | 24 February 2023 | RFI ISSUE - Review Set | JW |
| J | 27 February 2023 | RFI ISSUE | JW |
| K | 18 April 2023 | ADDITIONAL RFI ISSUE | IC |



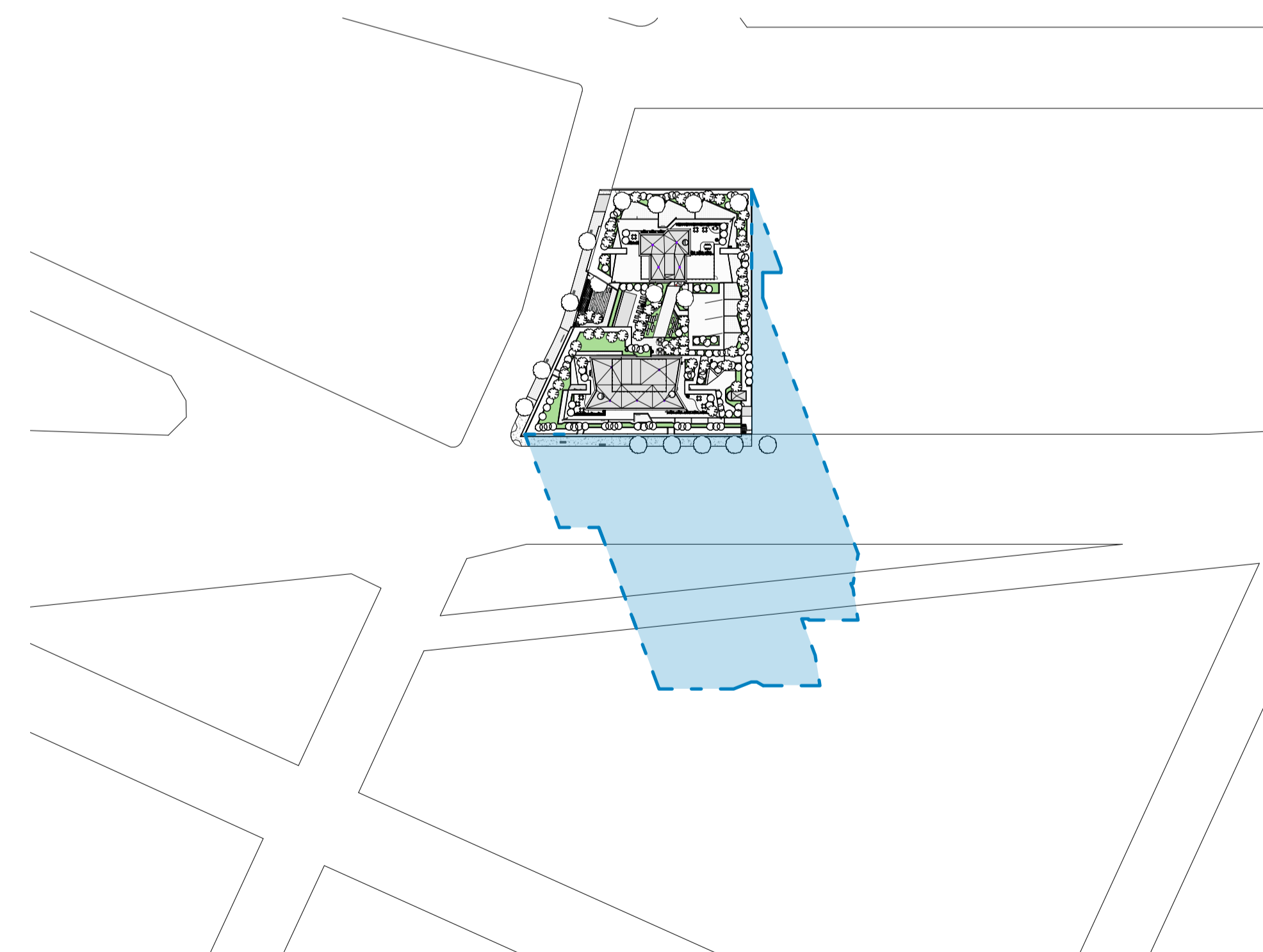
1 SHADOW DIAGRAM - 1 PM WINTER SOLSTICE_EXISTING
1 : 1500



2 SHADOW DIAGRAM - 1 PM WINTER SOLSTICE_PROPOSED
1 : 1500



3 SHADOW DIAGRAM - 1 PM WINTER SOLSTICE_60 METER TOWER STUDY
1 : 1500



4 SHADOW DIAGRAM - 1 PM WINTER SOLSTICE_66 METER TOWER STUDY
1 : 1500



**marchese
partners**

Marchese Partners International Pty Ltd
 Level 14, 46 Edward Street
 Brisbane, QLD 4000, Australia
 P +61 7 3211 2600 F +61 7 3211 0297
 E info@marchesepartners.com
 www.marchesepartners.com
 Sydney · Brisbane
 Melbourne · Adelaide · Perth · London
 Kuala Lumpur · Christchurch
 ABN 33 590 578 323

CLIENT
**GWH NATIONAL PARK
 PTY LTD**

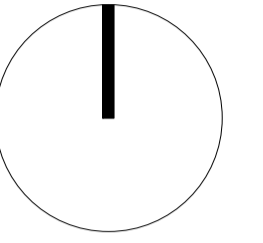
PROJECT
**ONE
 NATIONAL PARK
 STREET, NEWCASTLE**

DRAWING TITLE
**SUN ANALYSIS -
 SHADOW STUDY - 01 PM**

| SCALE | DATE | DRAWN | CHECKED |
|------------------|---------------|----------|---------|
| As indicated @A1 | 18 April 2023 | AL | JW |
| JOB | DRAWING | REVISION | |
| 18022 | S455-A21-034 | K | |

IMPORTANT NOTES:
 Do not scale from drawings. All dimensions to be checked on site before commencement of work. All discrepancies to be brought to the attention of the Architect. Larger scale drawings and written dimensions take preference. This drawing is copyright and the property of the author, and must not be retained, copied or used without the express authority of MARCHESE + PARTNERS INTERNATIONAL PTY. LTD.

S4.55 SUBMISSION



- SHADOW BY PROPOSED BUILDING
- SHADOW BY 66 METER HIGH TOWER
- SHADOW BY 60 METER HIGH TOWER
- SHADOW BY EXISTING BUILDING

| REVISION | DATE | DESCRIPTION | BY |
|----------|------------------|-------------------------|----|
| A | 26 April 2019 | DEVELOPMENT APPLICATION | PM |
| B | 19 July 2022 | DA ISSUE | JW |
| C | 02 August 2022 | S4.55 SUBMISSION | JW |
| D | 07 October 2022 | S.455 SUBMISSION | JW |
| E | 14 October 2022 | S.455 SUBMISSION | JW |
| F | 03 February 2023 | RFI ISSUE - Review Set | JW |
| G | 21 February 2023 | RFI ISSUE - Review Set | JW |
| H | 24 February 2023 | RFI ISSUE - Review Set | JW |
| J | 27 February 2023 | RFI ISSUE | JW |
| K | 18 April 2023 | ADDITIONAL RFI ISSUE | IC |



**marchese
partners**

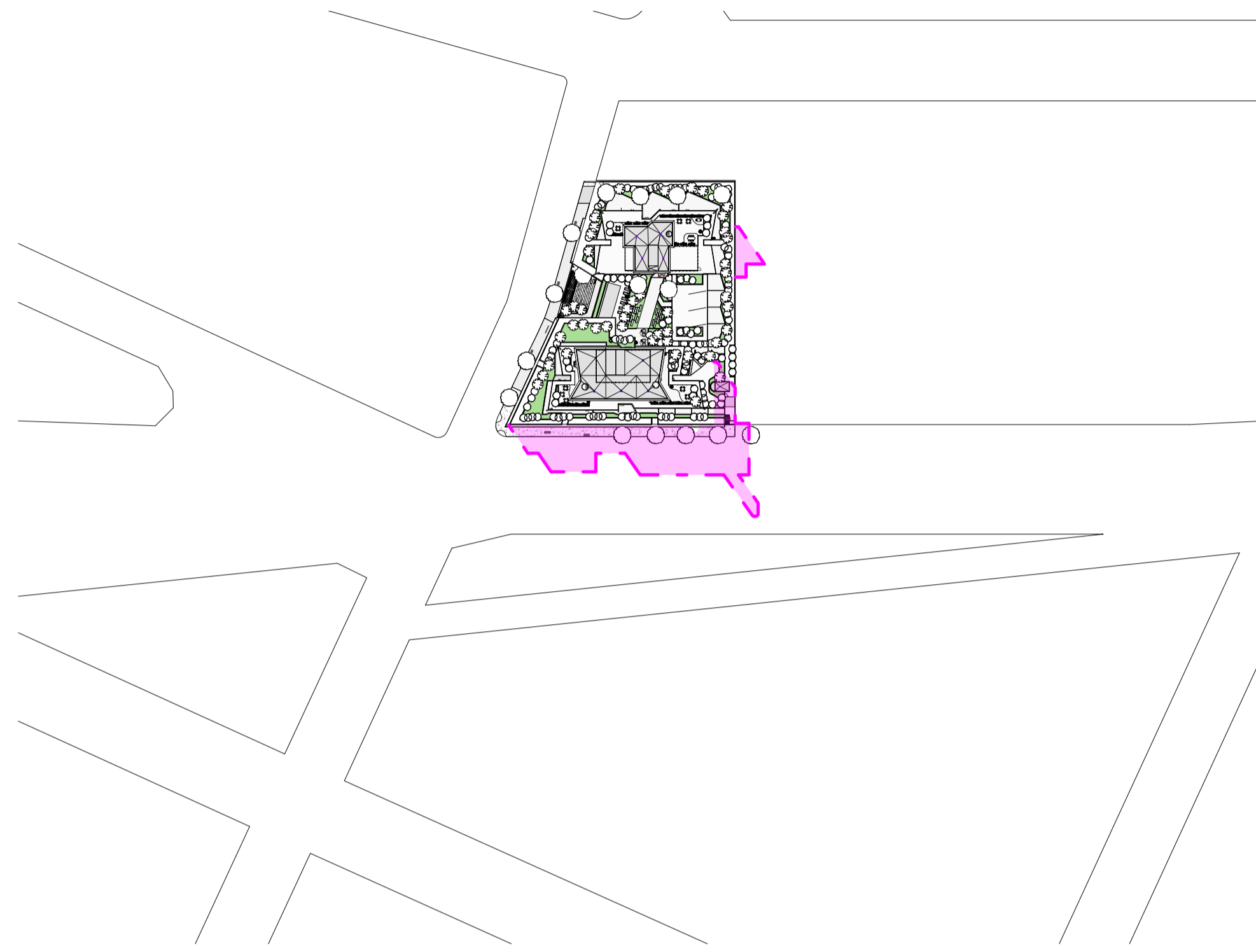
Marchese Partners International Pty Ltd
 Level 14, 46 Edward Street
 Brisbane, QLD 4000, Australia
 P +61 7 3211 2600 F +61 7 3211 0297
 E info@marchesepartners.com
 www.marchesepartners.com
 Sydney · Brisbane
 Melbourne · Adelaide · Perth · London
 Kuala Lumpur · Christchurch
 ABN 33 590 578 323

CLIENT
**GWH NATIONAL PARK
PTY LTD**

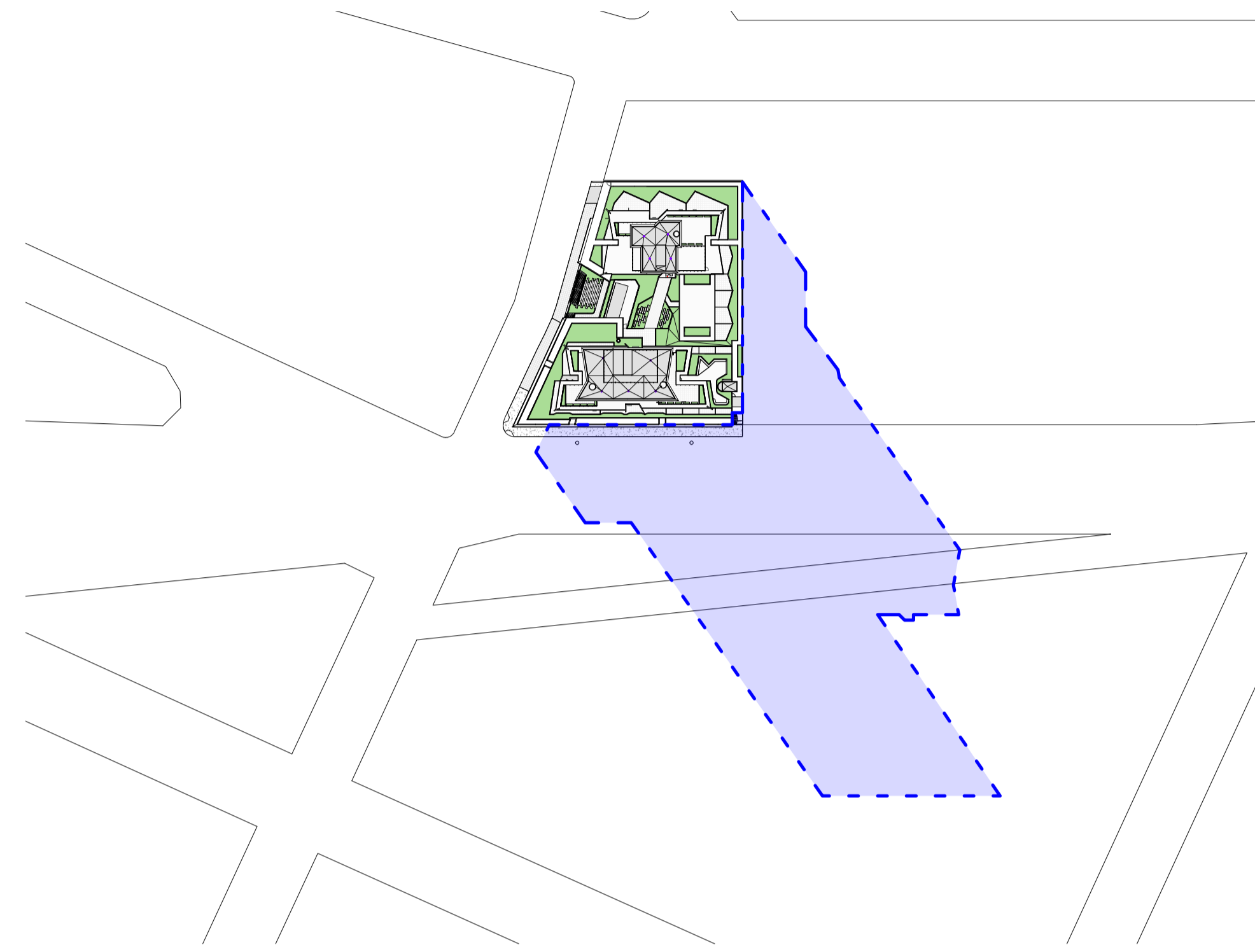
PROJECT
**ONE
NATIONAL PARK
STREET, NEWCASTLE**

DRAWING TITLE
**SUN ANALYSIS -
SHADOW STUDY - 02 PM**

| SCALE | DATE | DRAWN | CHECKED |
|------------------|---------------|----------|---------|
| As indicated @A1 | 18 April 2023 | AL | JW |
| JOB | DRAWING | REVISION | |
| 18022 | S455-A21-035 | K | |



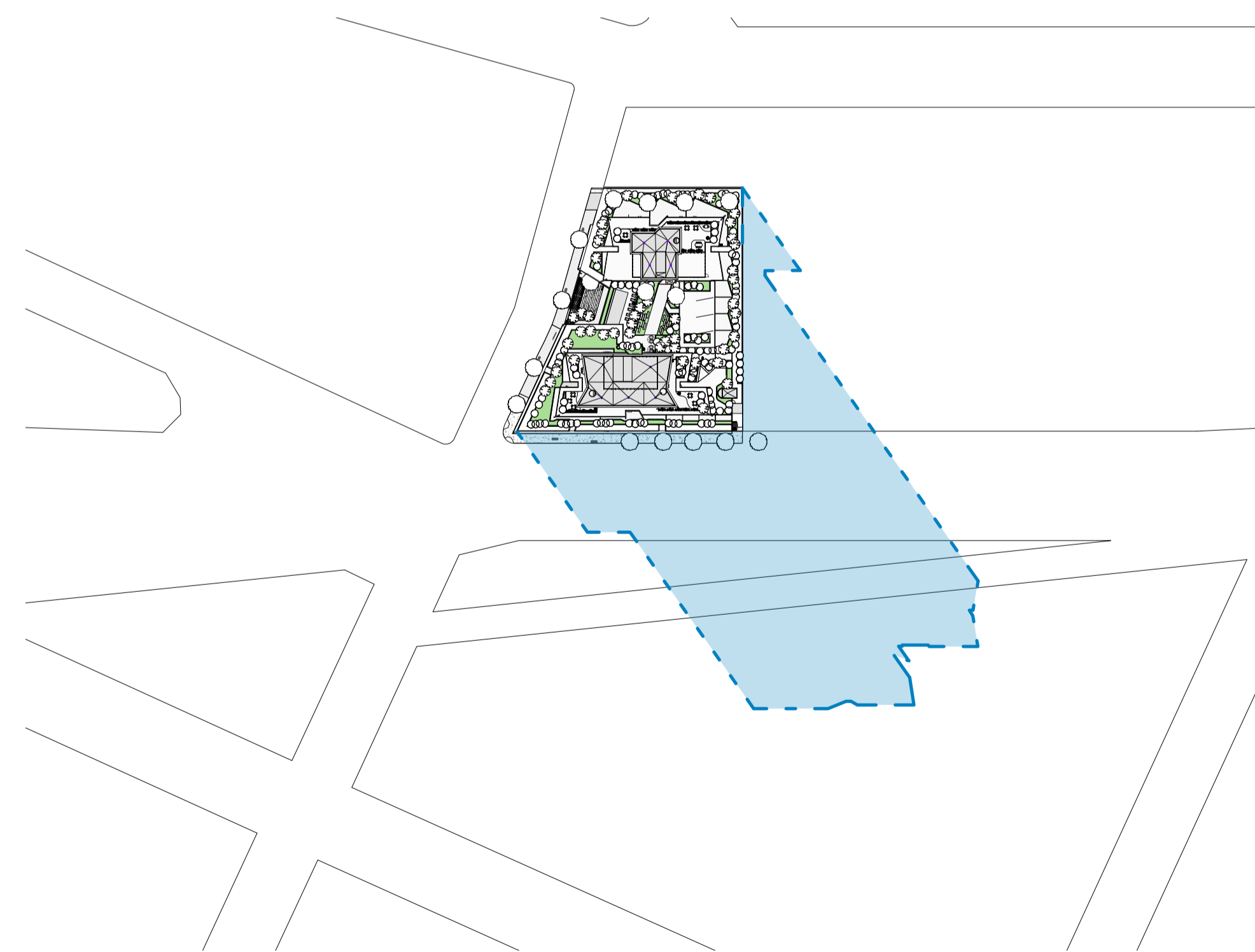
1 SHADOW DIAGRAM - 2 PM WINTER SOLSTICE_EXISTING
1 : 1500



2 SHADOW DIAGRAM - 2 PM WINTER SOLSTICE_PROPOSED
1 : 1500



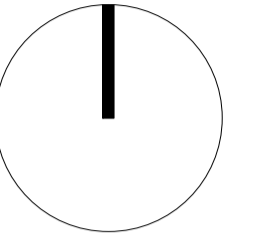
3 SHADOW DIAGRAM - 2 PM WINTER SOLSTICE_60 METER TOWER STUDY
1 : 1500



4 SHADOW DIAGRAM - 2 PM WINTER SOLSTICE_66 METER TOWER STUDY
1 : 1500

IMPORTANT NOTES:
 Do not scale from drawings. All dimensions to be checked on site before commencement of work. All discrepancies to be brought to the attention of the Architect. Larger scale drawings and written dimensions take preference. This drawing is copyright and the property of the author, and must not be retained, copied or used without the express authority of MARCHESE + PARTNERS INTERNATIONAL PTY. LTD.

S4.55 SUBMISSION



- SHADOW BY PROPOSED BUILDING
- SHADOW BY 66 METER HIGH TOWER
- SHADOW BY 60 METER HIGH TOWER
- SHADOW BY EXISTING BUILDING

| REVISION | DATE | DESCRIPTION | BY |
|----------|------------------|-------------------------|----|
| A | 26 April 2019 | DEVELOPMENT APPLICATION | PM |
| B | 19 July 2022 | DA ISSUE | JW |
| C | 02 August 2022 | S4.55 SUBMISSION | JW |
| D | 07 October 2022 | S.455 SUBMISSION | JW |
| E | 14 October 2022 | S.455 SUBMISSION | JW |
| F | 03 February 2023 | RFI ISSUE - Review Set | JW |
| G | 21 February 2023 | RFI ISSUE - Review Set | JW |
| H | 24 February 2023 | RFI ISSUE - Review Set | JW |
| J | 27 February 2023 | RFI ISSUE | JW |
| K | 18 April 2023 | ADDITIONAL RFI ISSUE | IC |



**marchese
partners**

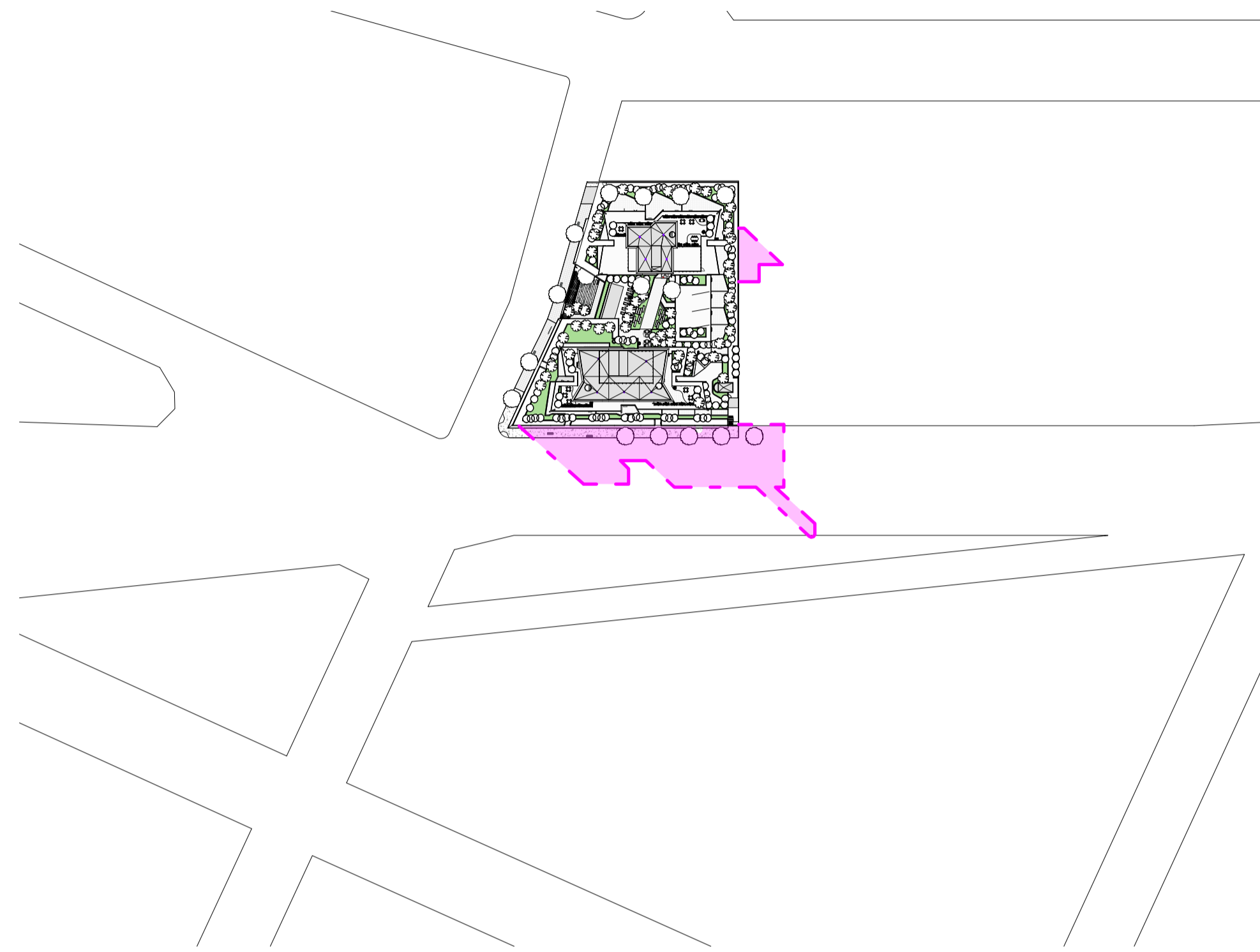
Marchese Partners International Pty Ltd
 Level 14, 46 Edward Street
 Brisbane, QLD 4000, Australia
 P +61 7 3211 2600 F +61 7 3211 0297
 E info@marchesepartners.com
 www.marchesepartners.com
 Sydney · Brisbane
 Melbourne · Adelaide · Perth · London
 Kuala Lumpur · Christchurch
 ABN 33 590 578 323

CLIENT
**GWH NATIONAL PARK
PTY LTD**

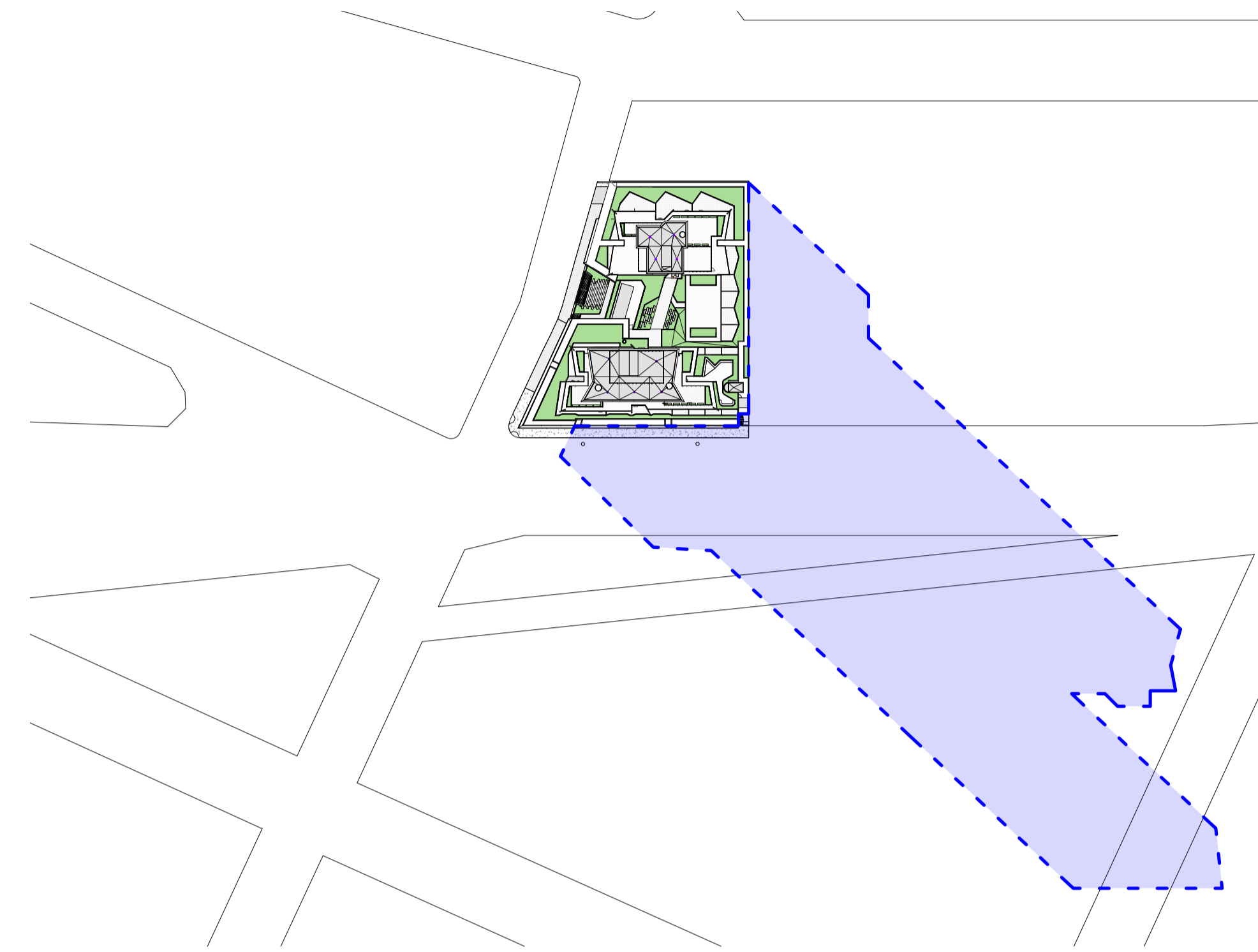
PROJECT
**ONE
NATIONAL PARK
STREET, NEWCASTLE**

DRAWING TITLE
**SUN ANALYSIS -
SHADOW STUDY - 03 PM**

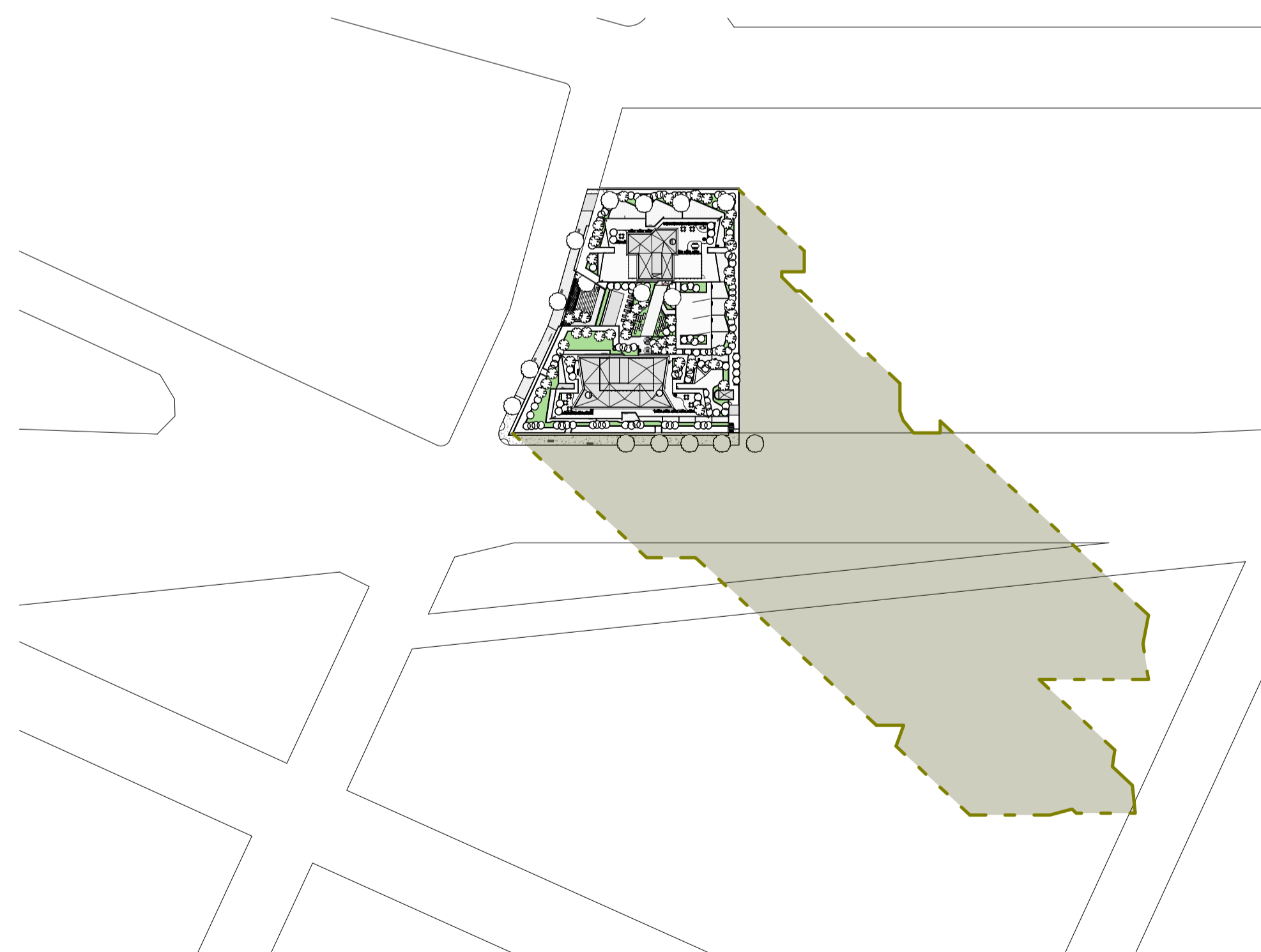
| SCALE | DATE | DRAWN | CHECKED |
|------------------|---------------|----------|---------|
| As indicated @A1 | 18 April 2023 | AL | JW |
| JOB | DRAWING | REVISION | |
| 18022 | S455-A21-036 | K | |



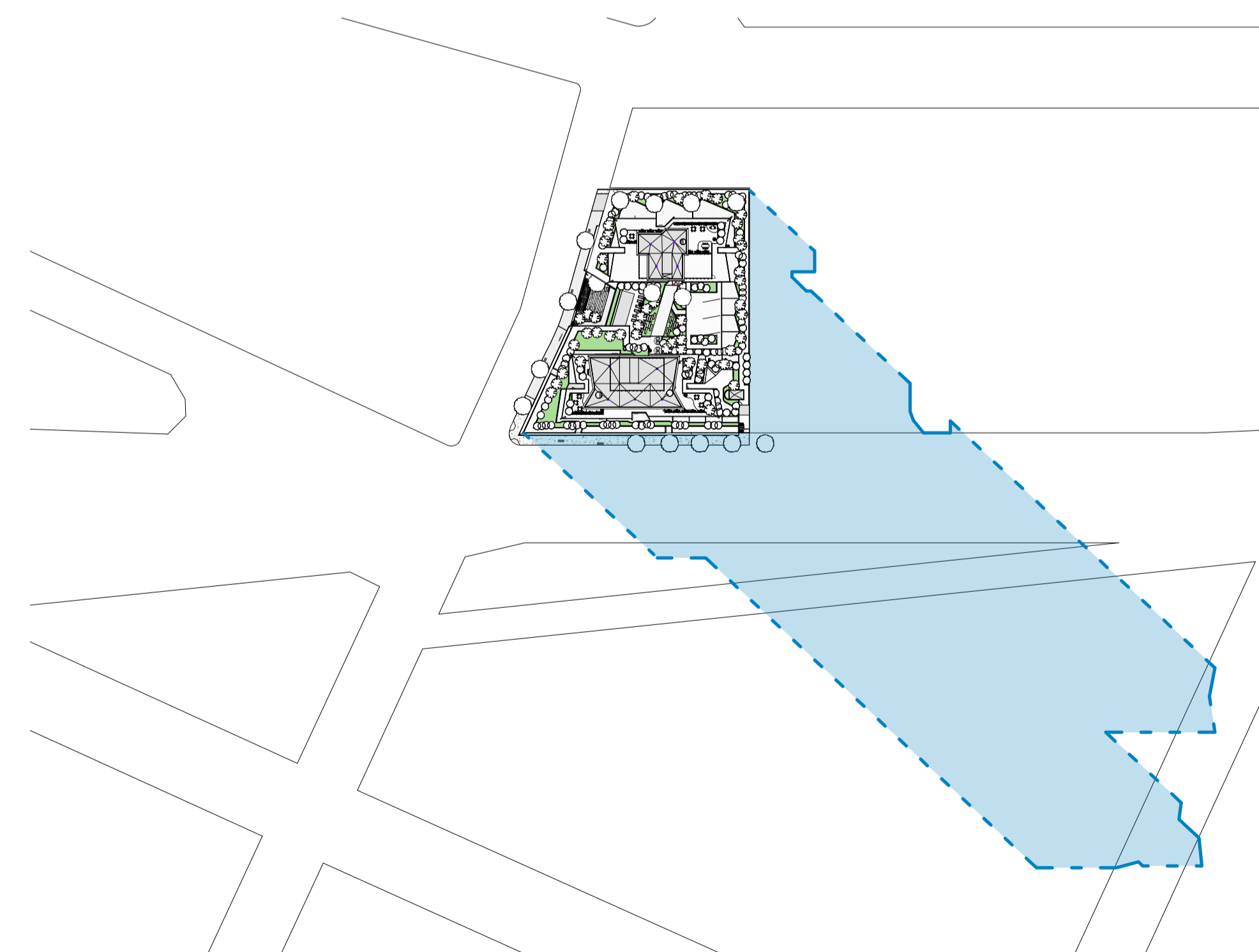
1 SHADOW DIAGRAM - 3 PM WINTER SOLSTICE_EXISTING
1:1500



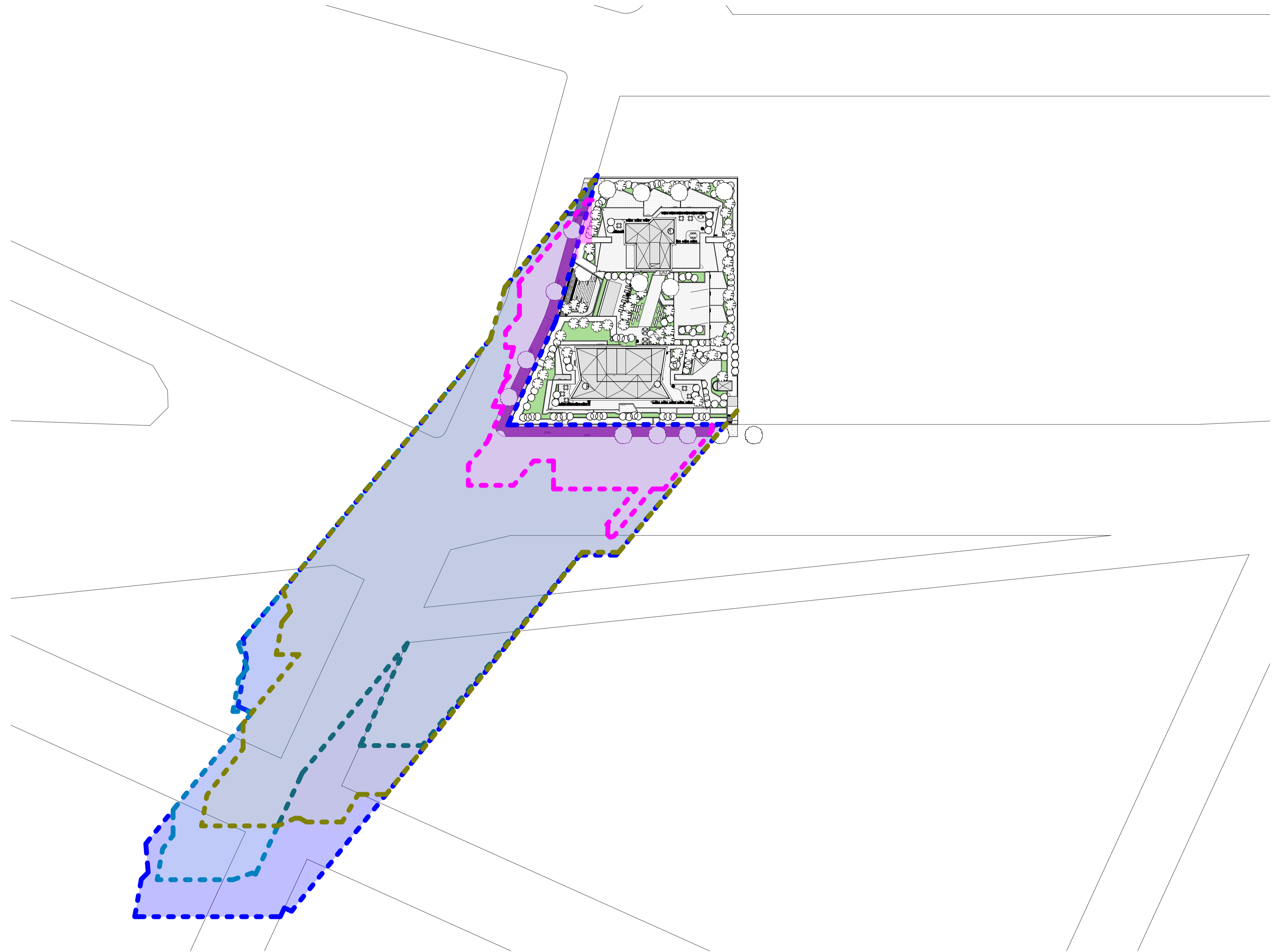
2 SHADOW DIAGRAM - 3 PM WINTER SOLSTICE_PROPOSED
1:1500



3 SHADOW DIAGRAM - 3 PM WINTER SOLSTICE_60 METER TOWER STUDY
1:1500



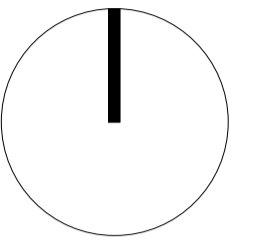
4 SHADOW DIAGRAM - 3 PM WINTER SOLSTICE_66 METER TOWER STUDY
1:1500



1 SHADOW DIAGRAM - 9 AM WINTER SOLSTICE_COMPARE
1:750

IMPORTANT NOTES:
Do not scale from drawings. All dimensions to be checked on site before commencement of work. All discrepancies to be brought to the attention of the Architect. Larger scale drawings and written dimensions take preference. This drawing is copyright and the property of the author, and must not be retained, copied or used without the express authority of MARCHESE + PARTNERS INTERNATIONAL PTY. LTD.

S4.55 SUBMISSION



- SHADOW BY PROPOSED BUILDING
- SHADOW BY 66 METER HIGH TOWER
- SHADOW BY 60 METER HIGH TOWER
- SHADOW BY EXISTING BUILDING

| REVISION | DATE | DESCRIPTION | BY |
|----------|------------------|-------------------------|----|
| A | 26 April 2019 | DEVELOPMENT APPLICATION | PM |
| B | 19 July 2022 | DA ISSUE | JW |
| C | 02 August 2022 | S4.55 SUBMISSION | JW |
| D | 07 October 2022 | S.455 SUBMISSION | JW |
| E | 14 October 2022 | S.455 SUBMISSION | JW |
| F | 03 February 2023 | RFI ISSUE - Review Set | JW |
| G | 21 February 2023 | RFI ISSUE - Review Set | JW |
| H | 24 February 2023 | RFI ISSUE - Review Set | JW |
| J | 27 February 2023 | RFI ISSUE | JW |
| K | 18 April 2023 | ADDITIONAL RFI ISSUE | IC |



**marchese
partners**

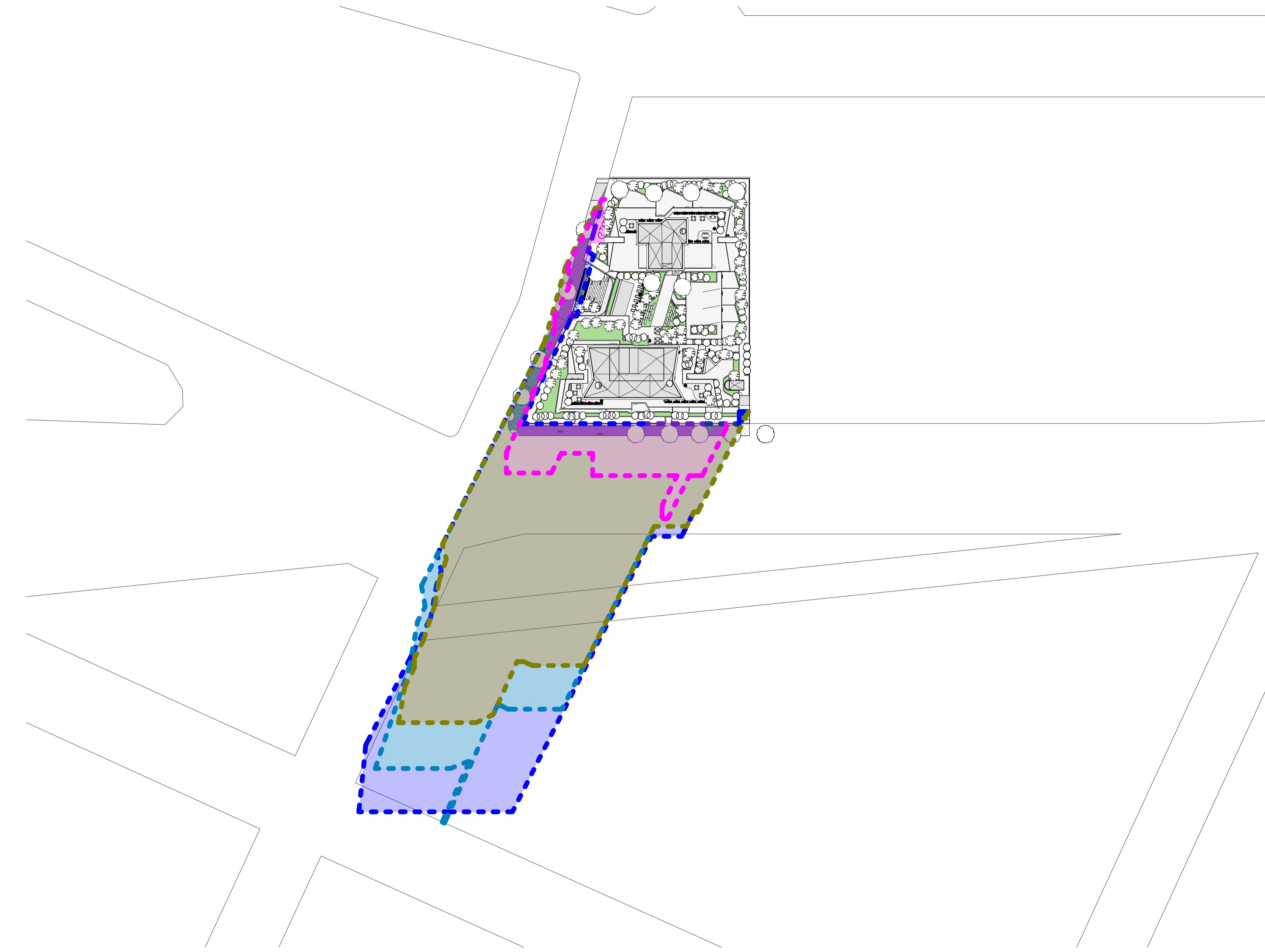
Marchese Partners International Pty Ltd
Level 14, 46 Edward Street
Brisbane, QLD 4000, Australia
P +61 7 3211 2600 F +61 7 3211 0297
E info@marchesepartners.com
www.marchesepartners.com
Sydney · Brisbane
Melbourne · Adelaide · Perth · London
Kuala Lumpur · Christchurch
ABN 33 590 578 323

CLIENT
**GWH NATIONAL PARK
PTY LTD**

PROJECT
**ONE
NATIONAL PARK
STREET, NEWCASTLE**

DRAWING TITLE
**SUN ANALYSIS -
COMPARISON - 09 AM**

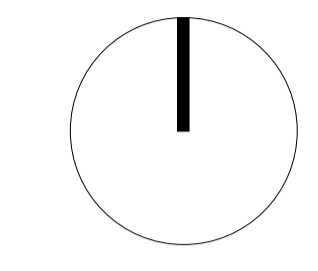
| SCALE | DATE | DRAWN | CHECKED |
|------------------|---------------|----------|---------|
| As indicated @A1 | 18 April 2023 | AL | JW |
| JOB | DRAWING | REVISION | |
| 18022 | S455-A21-037 | K | |



1 SHADOW DIAGRAM - 10 AM WINTER SOLSTICE_COMPARE
1:750

IMPORTANT NOTES:
Do not scale from drawings. All dimensions to be checked on site before commencement of work. All discrepancies to be brought to the attention of the Architect. Larger scale drawings and written dimensions take preference. This drawing is copyright and the property of the author, and must not be retained, copied or used without the express authority of MARCHESE + PARTNERS INTERNATIONAL PTY. LTD.

S4.55 SUBMISSION



- SHADOW BY PROPOSED BUILDING
- SHADOW BY 66 METER HIGH TOWER
- SHADOW BY 60 METER HIGH TOWER
- SHADOW BY EXISTING BUILDING

| REVISION | DATE | DESCRIPTION | BY |
|----------|------------------|-------------------------|----|
| A | 26 April 2019 | DEVELOPMENT APPLICATION | PM |
| B | 19 July 2022 | DA ISSUE | JW |
| C | 02 August 2022 | S4.55 SUBMISSION | JW |
| D | 07 October 2022 | S.455 SUBMISSION | JW |
| E | 14 October 2022 | S.455 SUBMISSION | JW |
| F | 03 February 2023 | RFI ISSUE - Review Set | JW |
| G | 21 February 2023 | RFI ISSUE - Review Set | JW |
| H | 24 February 2023 | RFI ISSUE - Review Set | JW |
| J | 27 February 2023 | RFI ISSUE | JW |
| K | 18 April 2023 | ADDITIONAL RFI ISSUE | IC |



marchese partners

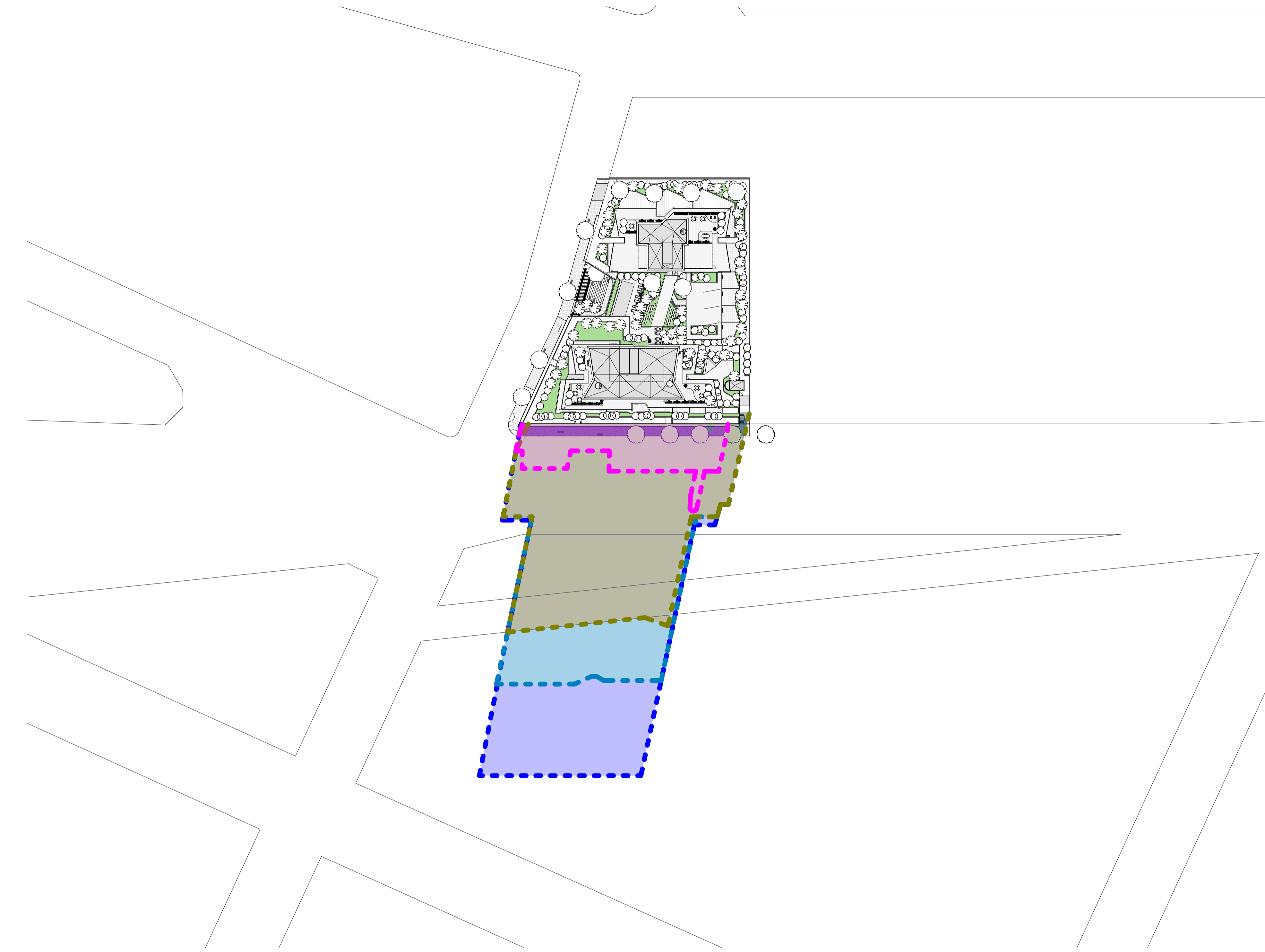
Marchese Partners International Pty Ltd
Level 14, 46 Edward Street
Brisbane, QLD 4000, Australia
P +61 7 3211 2600 F +61 7 3211 0297
E info@marchesepartners.com
www.marchesepartners.com
Sydney · Brisbane
Melbourne · Adelaide · Perth · London
Kuala Lumpur · Christchurch
ABN 33 590 578 323

CLIENT
**GWH NATIONAL PARK
PTY LTD**

PROJECT
**ONE
NATIONAL PARK
STREET, NEWCASTLE**

DRAWING TITLE
**SUN ANALYSIS -
COMPARISON - 10 AM**


| SCALE | DATE | DRAWN | CHECKED |
|------------------|---------------|----------|---------|
| As indicated @A1 | 18 April 2023 | AL | JW |
| JOB | DRAWING | REVISION | |
| 18022 | S455-A21-038 | K | |



1 SHADOW DIAGRAM - 11 AM WINTER SOLSTICE_COMPARE
1:750

IMPORTANT NOTES:
Do not scale from drawings. All dimensions to be checked on site before commencement of work. All discrepancies to be brought to the attention of the Architect. Larger scale drawings and written dimensions take preference. This drawing is copyright and the property of the author, and must not be retained, copied or used without the express authority of MARCHESE + PARTNERS INTERNATIONAL PTY. LTD.

S4.55 SUBMISSION



- SHADOW BY PROPOSED BUILDING
- SHADOW BY 66 METER HIGH TOWER
- SHADOW BY 60 METER HIGH TOWER
- SHADOW BY EXISTING BUILDING

| REVISION | DATE | DESCRIPTION | BY |
|----------|------------------|-------------------------|----|
| A | 26 April 2019 | DEVELOPMENT APPLICATION | PM |
| B | 19 July 2022 | DA ISSUE | JW |
| C | 02 August 2022 | S4.55 SUBMISSION | JW |
| D | 07 October 2022 | S.455 SUBMISSION | JW |
| E | 14 October 2022 | S.455 SUBMISSION | JW |
| F | 03 February 2023 | RFI ISSUE - Review Set | JW |
| G | 21 February 2023 | RFI ISSUE - Review Set | JW |
| H | 24 February 2023 | RFI ISSUE - Review Set | JW |
| J | 27 February 2023 | RFI ISSUE | JW |
| K | 18 April 2023 | ADDITIONAL RFI ISSUE | IC |



marchese partners

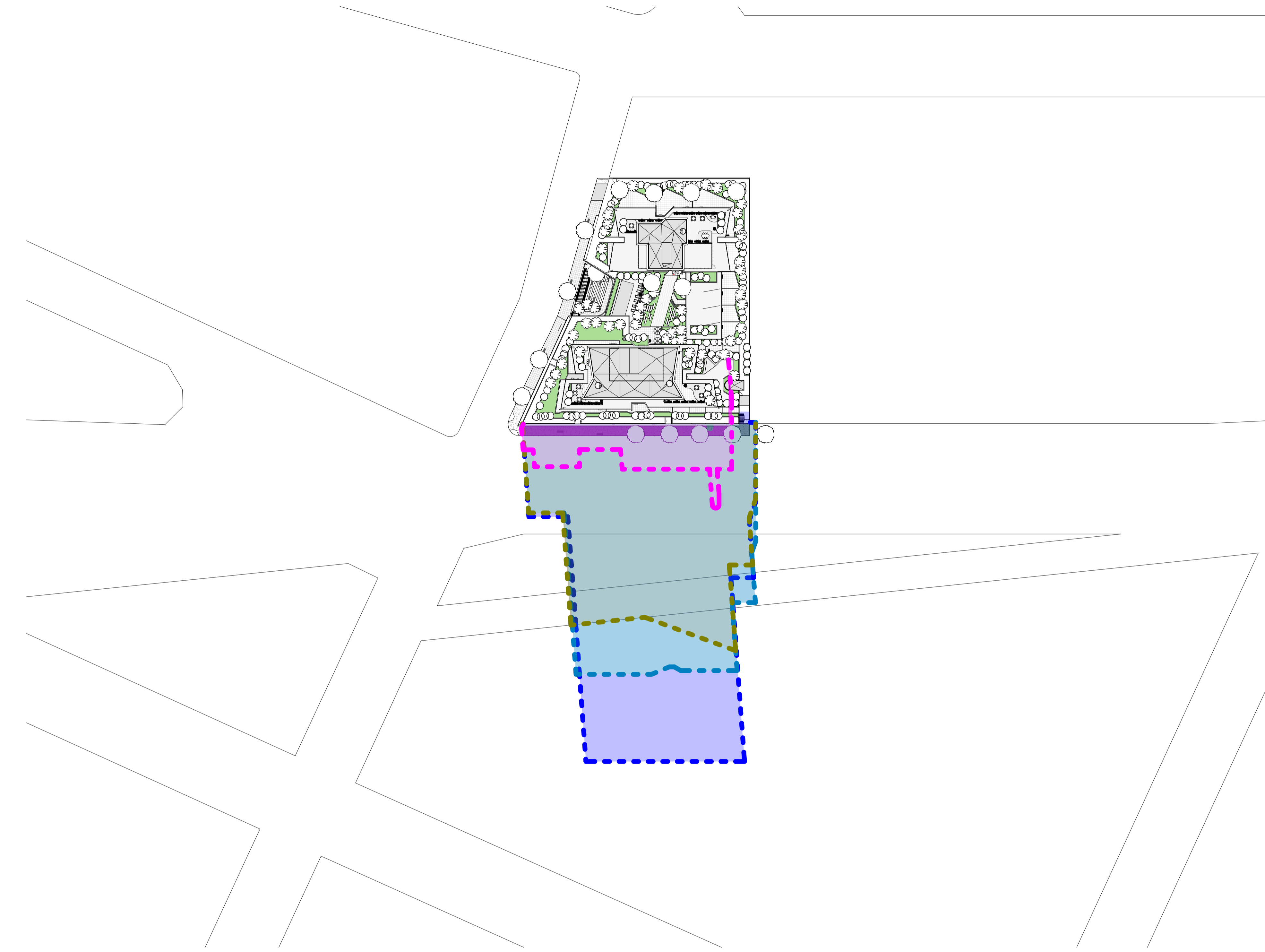
Marchese Partners International Pty Ltd
Level 14, 46 Edward Street
Brisbane, QLD 4000, Australia
P +61 7 3211 2600 F +61 7 3211 0297
E info@marchesepartners.com
www.marchesepartners.com
Sydney · Brisbane
Melbourne · Adelaide · Perth · London
Kuala Lumpur · Christchurch
ABN 33 590 578 323

CLIENT
**GWH NATIONAL PARK
PTY LTD**

PROJECT
**ONE
NATIONAL PARK
STREET, NEWCASTLE**

DRAWING TITLE
**SUN ANALYSIS -
COMPARISON - 11 AM**

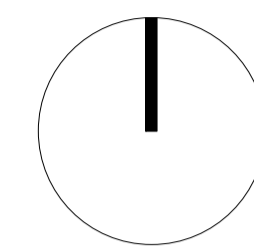
| SCALE | DATE | DRAWN | CHECKED |
|------------------|---------------|----------|---------|
| As indicated @A1 | 18 April 2023 | AL | JW |
| JOB | DRAWING | REVISION | |
| 18022 | S455-A21-039 | K | |



1 SHADOW DIAGRAM - 12 PM WINTER SOLSTICE_COMPARE
1:750

IMPORTANT NOTES:
Do not scale from drawings. All dimensions to be checked on site before commencement of work. All discrepancies to be brought to the attention of the Architect. Larger scale drawings and written dimensions take preference. This drawing is copyright and the property of the author, and must not be retained, copied or used without the express authority of MARCHESE + PARTNERS INTERNATIONAL PTY. LTD.

S4.55 SUBMISSION



- SHADOW BY PROPOSED BUILDING
- SHADOW BY 66 METER HIGH TOWER
- SHADOW BY 60 METER HIGH TOWER
- SHADOW BY EXISTING BUILDING

| REVISION | DATE | DESCRIPTION | BY |
|----------|------------------|-------------------------|----|
| A | 26 April 2019 | DEVELOPMENT APPLICATION | PM |
| B | 19 July 2022 | DA ISSUE | JW |
| C | 02 August 2022 | S4.55 SUBMISSION | JW |
| D | 07 October 2022 | S.455 SUBMISSION | JW |
| E | 14 October 2022 | S.455 SUBMISSION | JW |
| F | 03 February 2023 | RFI ISSUE - Review Set | JW |
| G | 21 February 2023 | RFI ISSUE - Review Set | JW |
| H | 24 February 2023 | RFI ISSUE - Review Set | JW |
| J | 27 February 2023 | RFI ISSUE | JW |
| K | 18 April 2023 | ADDITIONAL RFI ISSUE | IC |



marchese partners

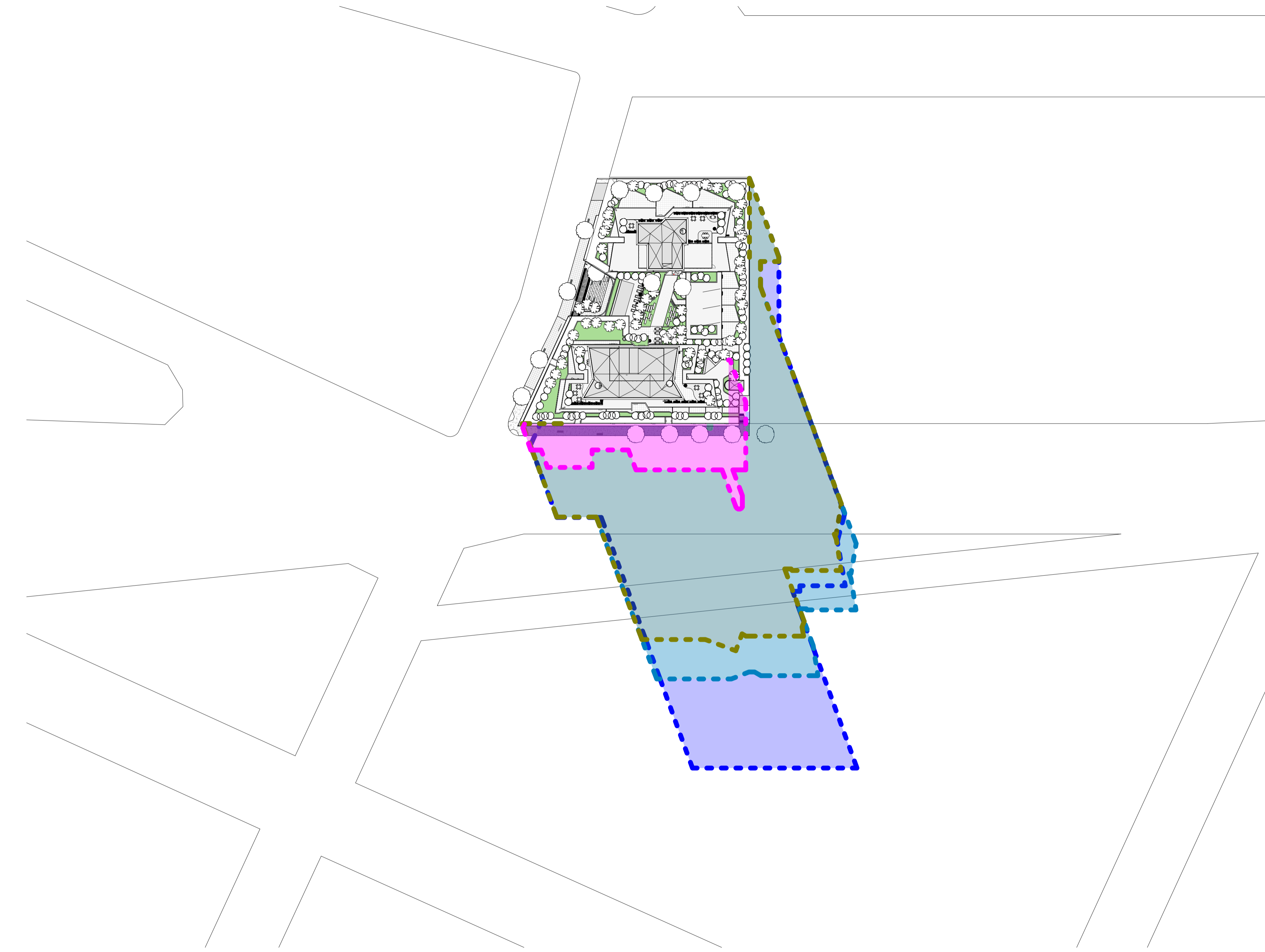
Marchese Partners International Pty Ltd
Level 14, 46 Edward Street
Brisbane, QLD 4000, Australia
P +61 7 3211 2600 F +61 7 3211 0297
E info@marchesepartners.com
www.marchesepartners.com
Sydney · Brisbane
Melbourne · Adelaide · Perth · London
Kuala Lumpur · Christchurch
ABN 33 590 578 323

CLIENT
**GWH NATIONAL PARK
PTY LTD**

PROJECT
**ONE
NATIONAL PARK
STREET, NEWCASTLE**

DRAWING TITLE
**SUN ANALYSIS -
COMPARISON - 12 PM**

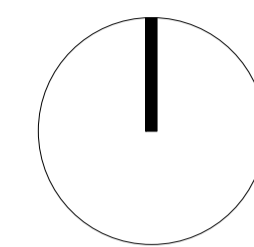
| SCALE | DATE | DRAWN | CHECKED |
|---------------------|---------------|----------|---------|
| As indicated @A1 | 18 April 2023 | AL | JW |
| JOB | DRAWING | REVISION | |
| 18022 | S455-A21-040 | K | |



1 SHADOW DIAGRAM - 1 PM WINTER SOLSTICE_COMPARE
1:750

IMPORTANT NOTES:
Do not scale from drawings. All dimensions to be checked on site before commencement of work. All discrepancies to be brought to the attention of the Architect. Larger scale drawings and written dimensions take preference. This drawing is copyright and the property of the author, and must not be retained, copied or used without the express authority of MARCHESE + PARTNERS INTERNATIONAL PTY. LTD.

S4.55 SUBMISSION



- SHADOW BY PROPOSED BUILDING
- SHADOW BY 66 METER HIGH TOWER
- SHADOW BY 60 METER HIGH TOWER
- SHADOW BY EXISTING BUILDING

| REVISION | DATE | DESCRIPTION | BY |
|----------|------------------|-------------------------|----|
| A | 26 April 2019 | DEVELOPMENT APPLICATION | PM |
| B | 19 July 2022 | DA ISSUE | JW |
| C | 02 August 2022 | S4.55 SUBMISSION | JW |
| D | 07 October 2022 | S.455 SUBMISSION | JW |
| E | 14 October 2022 | S.455 SUBMISSION | JW |
| F | 03 February 2023 | RFI ISSUE - Review Set | JW |
| G | 21 February 2023 | RFI ISSUE - Review Set | JW |
| H | 24 February 2023 | RFI ISSUE - Review Set | JW |
| J | 27 February 2023 | RFI ISSUE | JW |
| K | 18 April 2023 | ADDITIONAL RFI ISSUE | IC |



marchese partners

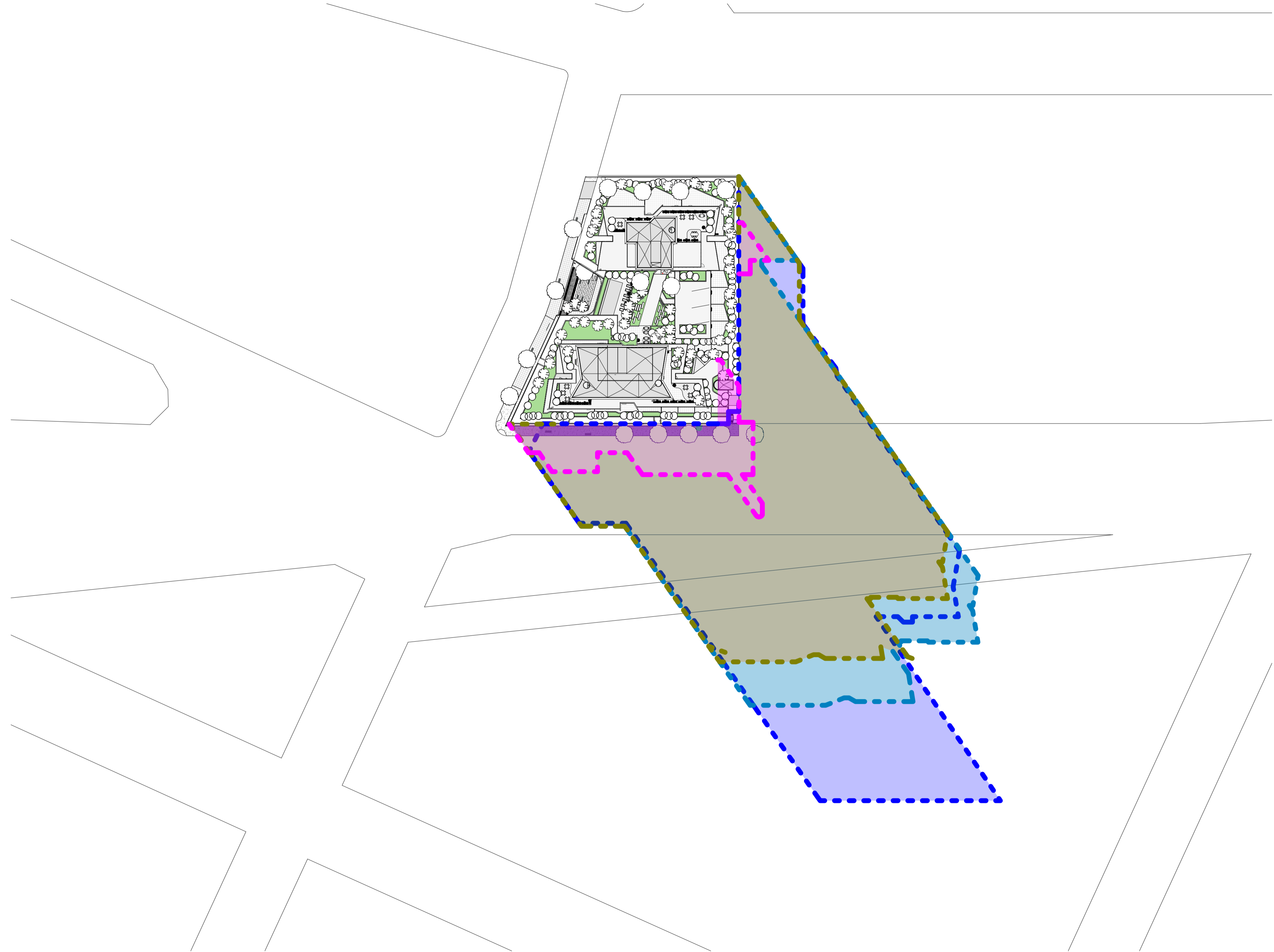
Marchese Partners International Pty Ltd
Level 14, 46 Edward Street
Brisbane, QLD 4000, Australia
P +61 7 3211 2600 F +61 7 3211 0297
E info@marchesepartners.com
www.marchesepartners.com
Sydney · Brisbane
Melbourne · Adelaide · Perth · London
Kuala Lumpur · Christchurch
ABN 33 590 578 323

CLIENT
**GWH NATIONAL PARK
PTY LTD**

PROJECT
**ONE
NATIONAL PARK
STREET, NEWCASTLE**

DRAWING TITLE
**SUN ANALYSIS -
COMPARISON - 01 PM**

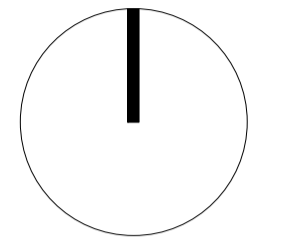
| SCALE | DATE | DRAWN | CHECKED |
|------------------|---------------|----------|---------|
| As indicated @A1 | 18 April 2023 | AL | JW |
| JOB | DRAWING | REVISION | |
| 18022 | S455-A21-041 | K | |



1 SHADOW DIAGRAM - 2 PM WINTER SOLSTICE_COMPARE
1:750

IMPORTANT NOTES:
Do not scale from drawings. All dimensions to be checked on site before commencement of work. All discrepancies to be brought to the attention of the Architect. Larger scale drawings and written dimensions take preference. This drawing is copyright and the property of the author, and must not be retained, copied or used without the express authority of MARCHESE + PARTNERS INTERNATIONAL PTY. LTD.

S4.55 SUBMISSION



- SHADOW BY PROPOSED BUILDING
- SHADOW BY 66 METER HIGH TOWER
- SHADOW BY 60 METER HIGH TOWER
- SHADOW BY EXISTING BUILDING

| REVISION | DATE | DESCRIPTION | BY |
|----------|------------------|-------------------------|----|
| A | 26 April 2019 | DEVELOPMENT APPLICATION | PM |
| B | 19 July 2022 | DA ISSUE | JW |
| C | 02 August 2022 | S4.55 SUBMISSION | JW |
| D | 07 October 2022 | S.455 SUBMISSION | JW |
| E | 14 October 2022 | S.455 SUBMISSION | JW |
| F | 03 February 2023 | RFI ISSUE - Review Set | JW |
| G | 21 February 2023 | RFI ISSUE - Review Set | JW |
| H | 24 February 2023 | RFI ISSUE - Review Set | JW |
| J | 27 February 2023 | RFI ISSUE | JW |
| K | 18 April 2023 | ADDITIONAL RFI ISSUE | IC |



marchese partners

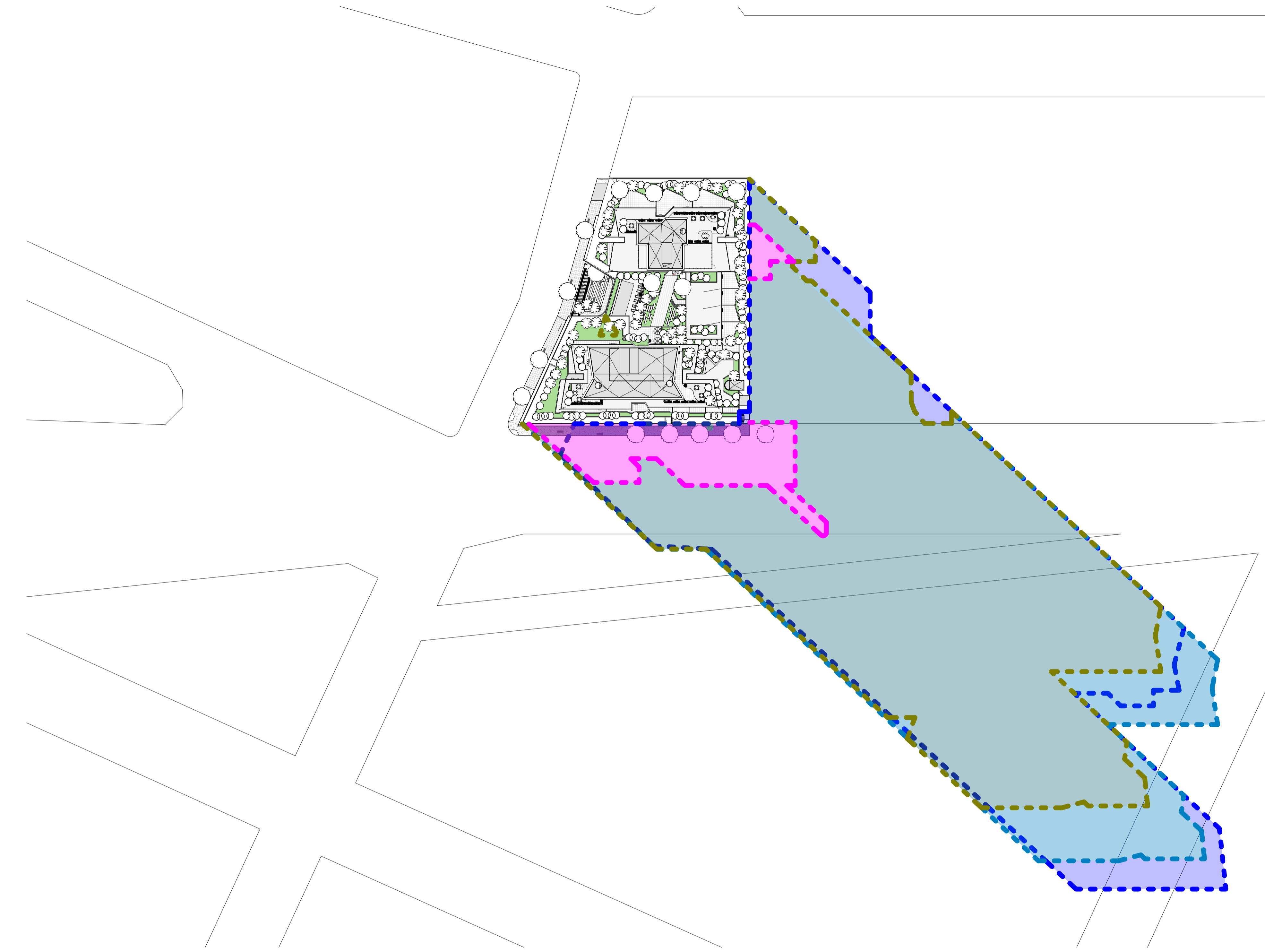
Marchese Partners International Pty Ltd
Level 14, 46 Edward Street
Brisbane, QLD 4000, Australia
P +61 7 3211 2600 F +61 7 3211 0297
E info@marchesepartners.com
www.marchesepartners.com
Sydney · Brisbane
Melbourne · Adelaide · Perth · London
Kuala Lumpur · Christchurch
ABN 33 590 578 323

CLIENT
**GWH NATIONAL PARK
PTY LTD**

PROJECT
**ONE
NATIONAL PARK
STREET, NEWCASTLE**

DRAWING TITLE
**SUN ANALYSIS -
COMPARISON - 02 PM**


| SCALE | DATE | DRAWN | CHECKED |
|------------------|---------------|----------|---------|
| As indicated @A1 | 18 April 2023 | AL | JW |
| JOB | DRAWING | REVISION | |
| 18022 | S455-A21-042 | K | |



1 SHADOW DIAGRAM - 3 PM WINTER SOLSTICE_COMPARE
1:750

IMPORTANT NOTES:
Do not scale from drawings. All dimensions to be checked on site before commencement of work. All discrepancies to be brought to the attention of the Architect. Larger scale drawings and written dimensions take preference. This drawing is copyright and the property of the author, and must not be retained, copied or used without the express authority of MARCHESE + PARTNERS INTERNATIONAL PTY. LTD.

S4.55 SUBMISSION



- SHADOW BY PROPOSED BUILDING
- SHADOW BY 66 METER HIGH TOWER
- SHADOW BY 60 METER HIGH TOWER
- SHADOW BY EXISTING BUILDING

| REVISION | DATE | DESCRIPTION | BY |
|----------|------------------|-------------------------|----|
| A | 26 April 2019 | DEVELOPMENT APPLICATION | PM |
| B | 19 July 2022 | DA ISSUE | JW |
| C | 02 August 2022 | S4.55 SUBMISSION | JW |
| D | 07 October 2022 | S.455 SUBMISSION | JW |
| E | 14 October 2022 | S.455 SUBMISSION | JW |
| F | 03 February 2023 | RFI ISSUE - Review Set | JW |
| G | 21 February 2023 | RFI ISSUE - Review Set | JW |
| H | 24 February 2023 | RFI ISSUE - Review Set | JW |
| J | 27 February 2023 | RFI ISSUE | JW |
| K | 18 April 2023 | ADDITIONAL RFI ISSUE | IC |



**marchese
partners**

Marchese Partners International Pty Ltd
Level 14, 46 Edward Street
Brisbane, QLD 4000, Australia
P +61 7 3211 2600 F +61 7 3211 0297
E info@marchesepartners.com
www.marchesepartners.com
Sydney · Brisbane
Melbourne · Adelaide · Perth · London
Kuala Lumpur · Christchurch
ABN 33 590 578 323

CLIENT
**GWH NATIONAL PARK
PTY LTD**

PROJECT
**ONE
NATIONAL PARK
STREET, NEWCASTLE**

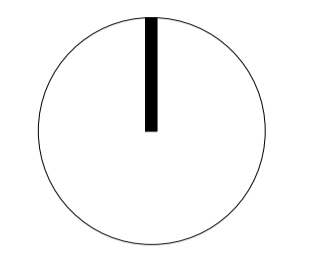
DRAWING TITLE
**SUN ANALYSIS -
COMPARISON - 03 PM**

| SCALE | DATE | DRAWN | CHECKED |
|---------------------|---------------|----------|---------|
| As indicated @A1 | 18 April 2023 | AL | JW |
| JOB | DRAWING | REVISION | |
| 18022 | S455-A21-043 | K | |



IMPORTANT NOTES:
 Do not scale from drawings. All dimensions to be checked on site before commencement of work. All discrepancies to be brought to the attention of the Architect. Larger scale drawings and written dimensions take preference. This drawing is copyright and the property of the author, and must not be retained, copied or used without the express authority of MARCHESE + PARTNERS INTERNATIONAL PTY. LTD.

S4.55 SUBMISSION



| REVISION | DATE | DESCRIPTION | BY |
|----------|------------------|-------------------------|----|
| A | 26 April 2019 | DEVELOPMENT APPLICATION | PM |
| B | 03 February 2023 | RFI ISSUE - Review Set | JW |
| C | 21 February 2023 | RFI ISSUE - Review Set | JW |
| D | 24 February 2023 | RFI ISSUE - Review Set | JW |
| E | 27 February 2023 | RFI ISSUE | JW |
| F | 18 April 2023 | ADDITIONAL RFI ISSUE | IC |



marchese partners

Marchese Partners International Pty Ltd
 Level 14, 46 Edward Street
 Brisbane, QLD 4000, Australia
 P +61 7 3211 2600 F +61 7 3211 0297
 E info@marchesepartners.com
 www.marchesepartners.com
 Sydney · Brisbane
 Melbourne · Adelaide · Perth · London
 Kuala Lumpur · Christchurch
 ABN 33 590 578 323

CLIENT
**GWH NATIONAL PARK
 PTY LTD**

PROJECT
**ONE
 NATIONAL PARK
 STREET, NEWCASTLE**

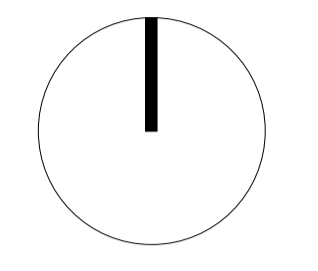
DRAWING TITLE
**MINIMUM ROOM SIZE -
 LEVEL 01**

| SCALE | DATE | DRAWN | CHECKED |
|-------------|---------------|----------|---------|
| 1 : 150 @A1 | 18 April 2023 | PM | LK |
| JOB | DRAWING | REVISION | |
| 18022 | S455-A26-001 | F | |



IMPORTANT NOTES:
 Do not scale from drawings. All dimensions to be checked on site before commencement of work. All discrepancies to be brought to the attention of the Architect. Larger scale drawings and written dimensions take preference. This drawing is copyright and the property of the author, and must not be retained, copied or used without the express authority of MARCHESE + PARTNERS INTERNATIONAL PTY. LTD.

S4.55 SUBMISSION



| REVISION | DATE | DESCRIPTION | BY |
|----------|------------------|-------------------------|----|
| A | 26 April 2019 | DEVELOPMENT APPLICATION | PM |
| B | 03 February 2023 | RFI ISSUE - Review Set | JW |
| C | 21 February 2023 | RFI ISSUE - Review Set | JW |
| D | 24 February 2023 | RFI ISSUE - Review Set | JW |
| E | 27 February 2023 | RFI ISSUE | JW |
| F | 18 April 2023 | ADDITIONAL RFI ISSUE | IC |



marchese partners

Marchese Partners International Pty Ltd
 Level 14, 46 Edward Street
 Brisbane, QLD 4000, Australia
 P +61 7 3211 2600 F +61 7 3211 0297
 E info@marchesepartners.com
 www.marchesepartners.com
 Sydney · Brisbane
 Melbourne · Adelaide · Perth · London
 Kuala Lumpur · Christchurch
 ABN 33 590 578 323

CLIENT
**GWH NATIONAL PARK
 PTY LTD**

PROJECT
**ONE
 NATIONAL PARK
 STREET, NEWCASTLE**

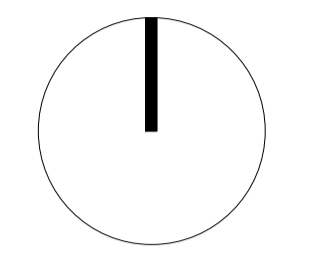
DRAWING TITLE
**MINIMUM ROOM SIZE -
 LEVEL 02**

| SCALE | DATE | DRAWN | CHECKED |
|-------------|---------------|----------|---------|
| 1 : 150 @A1 | 18 April 2023 | PM | LK |
| JOB | DRAWING | REVISION | |
| 18022 | S455-A26-002 | F | |



IMPORTANT NOTES:
 Do not scale from drawings. All dimensions to be checked on site before commencement of work. All discrepancies to be brought to the attention of the Architect. Larger scale drawings and written dimensions take preference. This drawing is copyright and the property of the author, and must not be retained, copied or used without the express authority of MARCHESE + PARTNERS INTERNATIONAL PTY. LTD.

S4.55 SUBMISSION



| REVISION | DATE | DESCRIPTION | BY |
|----------|------------------|-------------------------|----|
| A | 26 April 2019 | DEVELOPMENT APPLICATION | PM |
| B | 03 February 2023 | RFI ISSUE - Review Set | JW |
| C | 21 February 2023 | RFI ISSUE - Review Set | JW |
| D | 24 February 2023 | RFI ISSUE - Review Set | JW |
| E | 27 February 2023 | RFI ISSUE | JW |
| F | 18 April 2023 | ADDITIONAL RFI ISSUE | IC |



marchese partners

Marchese Partners International Pty Ltd
 Level 14, 46 Edward Street
 Brisbane, QLD 4000, Australia
 P +61 7 3211 2600 F +61 7 3211 0297
 E info@marchesepartners.com
 www.marchesepartners.com
 Sydney · Brisbane
 Melbourne · Adelaide · Perth · London
 Kuala Lumpur · Christchurch
 ABN 33 590 578 323

CLIENT
**GWH NATIONAL PARK
 PTY LTD**

PROJECT
**ONE
 NATIONAL PARK
 STREET, NEWCASTLE**

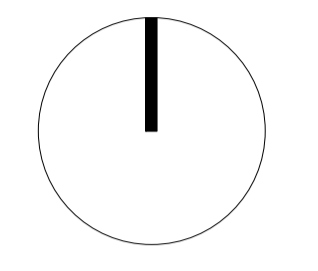
DRAWING TITLE
**MINIMUM ROOM SIZE -
 LEVEL 03**

| SCALE | DATE | DRAWN | CHECKED |
|-------------|---------------|----------|---------|
| 1 : 150 @A1 | 18 April 2023 | PM | LK |
| JOB | DRAWING | REVISION | |
| 18022 | S455-A26-003 | F | |



IMPORTANT NOTES:
 Do not scale from drawings. All dimensions to be checked on site before commencement of work. All discrepancies to be brought to the attention of the Architect. Larger scale drawings and written dimensions take preference. This drawing is copyright and the property of the author, and must not be retained, copied or used without the express authority of MARCHESE + PARTNERS INTERNATIONAL PTY. LTD.

S4.55 SUBMISSION



| REVISION | DATE | DESCRIPTION | BY |
|----------|------------------|-------------------------|----|
| A | 26 April 2019 | DEVELOPMENT APPLICATION | PM |
| B | 03 February 2023 | RFI ISSUE - Review Set | JW |
| C | 21 February 2023 | RFI ISSUE - Review Set | JW |
| D | 24 February 2023 | RFI ISSUE - Review Set | JW |
| E | 27 February 2023 | RFI ISSUE | JW |
| F | 18 April 2023 | ADDITIONAL RFI ISSUE | IC |



marchese partners

Marchese Partners International Pty Ltd
 Level 14, 46 Edward Street
 Brisbane, QLD 4000, Australia
 P +61 7 3211 2600 F +61 7 3211 0297
 E info@marchesepartners.com
 www.marchesepartners.com
 Sydney - Brisbane
 Melbourne - Adelaide - Perth - London
 Kuala Lumpur - Christchurch
 ABN 33 590 578 323

CLIENT
**GWH NATIONAL PARK
 PTY LTD**

PROJECT
**ONE
 NATIONAL PARK
 STREET, NEWCASTLE**

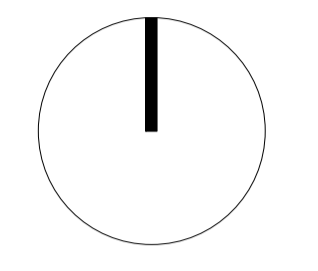
DRAWING TITLE
**MINIMUM ROOM SIZE -
 LEVEL 04**

| SCALE | DATE | DRAWN | CHECKED |
|-------------|---------------|----------|---------|
| 1 : 150 @A1 | 18 April 2023 | PM | LK |
| JOB | DRAWING | REVISION | |
| 18022 | S455-A26-004 | F | |



IMPORTANT NOTES:
 Do not scale from drawings. All dimensions to be checked on site before commencement of work. All discrepancies to be brought to the attention of the Architect. Larger scale drawings and written dimensions take preference. This drawing is copyright and the property of the author, and must not be retained, copied or used without the express authority of MARCHESE + PARTNERS INTERNATIONAL PTY. LTD.

S4.55 SUBMISSION



| REVISION | DATE | DESCRIPTION | BY |
|----------|------------------|-------------------------|----|
| A | 26 April 2019 | DEVELOPMENT APPLICATION | PM |
| B | 03 February 2023 | RFI ISSUE - Review Set | JW |
| C | 21 February 2023 | RFI ISSUE - Review Set | JW |
| D | 24 February 2023 | RFI ISSUE - Review Set | JW |
| E | 27 February 2023 | RFI ISSUE | JW |
| F | 18 April 2023 | ADDITIONAL RFI ISSUE | IC |



marchese partners

Marchese Partners International Pty Ltd
 Level 14, 46 Edward Street
 Brisbane, QLD 4000, Australia
 P +61 7 3211 2600 F +61 7 3211 0297
 E info@marchesepartners.com
 www.marchesepartners.com
 Sydney · Brisbane
 Melbourne · Adelaide · Perth · London
 Kuala Lumpur · Christchurch
 ABN 33 590 578 323

CLIENT
**GWH NATIONAL PARK
 PTY LTD**

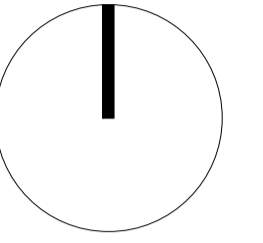
PROJECT
**ONE
 NATIONAL PARK
 STREET, NEWCASTLE**

DRAWING TITLE
**MINIMUM ROOM SIZE -
 LEVEL 05**

| SCALE | DATE | DRAWN | CHECKED |
|-------------|---------------|----------|---------|
| 1 : 150 @A1 | 18 April 2023 | PM | LK |
| JOB | DRAWING | REVISION | |
| 18022 | S455-A26-005 | F | |

IMPORTANT NOTES:
Do not scale from drawings. All dimensions to be checked on site before commencement of work. All discrepancies to be brought to the attention of the Architect. Larger scale drawings and written dimensions take preference. This drawing is copyright and the property of the author, and must not be retained, copied or used without the express authority of MARCHESE + PARTNERS INTERNATIONAL PTY. LTD.

S4.55 SUBMISSION



| REVISION | DATE | DESCRIPTION | BY |
|----------|------------------|-------------------------|----|
| A | 26 April 2019 | DEVELOPMENT APPLICATION | PM |
| B | 03 February 2023 | RFI ISSUE - Review Set | JW |
| C | 21 February 2023 | RFI ISSUE - Review Set | JW |
| D | 24 February 2023 | RFI ISSUE - Review Set | JW |
| E | 27 February 2023 | RFI ISSUE | JW |
| F | 18 April 2023 | ADDITIONAL RFI ISSUE | IC |



marchese partners

Marchese Partners International Pty Ltd
Level 14, 46 Edward Street
Brisbane, QLD 4000, Australia
P +61 7 3211 2600 F +61 7 3211 0297
E info@marchesepartners.com
www.marchesepartners.com
Sydney · Brisbane
Melbourne · Adelaide · Perth · London
Kuala Lumpur · Christchurch
ABN 33 590 578 323

CLIENT
**GWH NATIONAL PARK
PTY LTD**

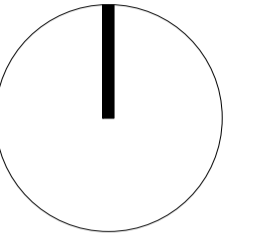
PROJECT
**ONE
NATIONAL PARK
STREET, NEWCASTLE**

DRAWING TITLE
**MINIMUM ROOM SIZE -
LEVEL 06-08**

| SCALE | DATE | DRAWN | CHECKED |
|-------------|---------------|----------|---------|
| 1 : 150 @A1 | 18 April 2023 | PM | LK |
| JOB | DRAWING | REVISION | |
| 18022 | S455-A26-006 | F | |

IMPORTANT NOTES:
 Do not scale from drawings. All dimensions to be checked on site before commencement of work. All discrepancies to be brought to the attention of the Architect. Larger scale drawings and written dimensions take preference. This drawing is copyright and the property of the author, and must not be retained, copied or used without the express authority of MARCHESE + PARTNERS INTERNATIONAL PTY. LTD.

S4.55 SUBMISSION



| REVISION | DATE | DESCRIPTION | BY |
|----------|------------------|-------------------------|----|
| A | 26 April 2019 | DEVELOPMENT APPLICATION | PM |
| B | 03 February 2023 | RFI ISSUE - Review Set | JW |
| C | 21 February 2023 | RFI ISSUE - Review Set | JW |
| D | 24 February 2023 | RFI ISSUE - Review Set | JW |
| E | 27 February 2023 | RFI ISSUE | JW |
| F | 18 April 2023 | ADDITIONAL RFI ISSUE | IC |



**marchese
partners**

Marchese Partners International Pty Ltd
 Level 14, 46 Edward Street
 Brisbane, QLD 4000, Australia
 P +61 7 3211 2600 F +61 7 3211 0297
 E info@marchesepartners.com
 www.marchesepartners.com
 Sydney · Brisbane
 Melbourne · Adelaide · Perth · London
 Kuala Lumpur · Christchurch
 ABN 33 590 578 323

CLIENT
**GWH NATIONAL PARK
 PTY LTD**

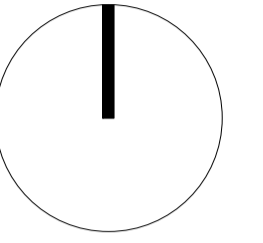
PROJECT
**ONE
 NATIONAL PARK
 STREET, NEWCASTLE**

DRAWING TITLE
**MINIMUM ROOM SIZE -
 LEVEL 09**

| SCALE | DATE | DRAWN | CHECKED |
|-------------|---------------|----------|---------|
| 1 : 150 @A1 | 18 April 2023 | PM | LK |
| JOB | DRAWING | REVISION | |
| 18022 | S455-A26-007 | F | |

IMPORTANT NOTES:
 Do not scale from drawings. All dimensions to be checked on site before commencement of work. All discrepancies to be brought to the attention of the Architect. Larger scale drawings and written dimensions take preference. This drawing is copyright and the property of the author, and must not be retained, copied or used without the express authority of MARCHESE + PARTNERS INTERNATIONAL PTY. LTD.

S4.55 SUBMISSION



| REVISION | DATE | DESCRIPTION | BY |
|----------|------------------|-------------------------|----|
| A | 26 April 2019 | DEVELOPMENT APPLICATION | PM |
| B | 03 February 2023 | RFI ISSUE - Review Set | JW |
| C | 21 February 2023 | RFI ISSUE - Review Set | JW |
| D | 24 February 2023 | RFI ISSUE - Review Set | JW |
| E | 27 February 2023 | RFI ISSUE | JW |
| F | 18 April 2023 | ADDITIONAL RFI ISSUE | IC |



marchese
partners

Marchese Partners International Pty Ltd
 Level 14, 46 Edward Street
 Brisbane, QLD 4000, Australia
 P +61 7 3211 2600 F +61 7 3211 0297
 E info@marchesepartners.com
 www.marchesepartners.com
 Sydney · Brisbane
 Melbourne · Adelaide · Perth · London
 Kuala Lumpur · Christchurch
 ABN 33 590 578 323

CLIENT
**GWH NATIONAL PARK
 PTY LTD**

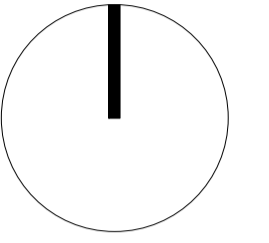
PROJECT
**ONE
 NATIONAL PARK
 STREET, NEWCASTLE**

DRAWING TITLE
**MINIMUM ROOM SIZE -
 LEVEL 10-17**

| SCALE | DATE | DRAWN | CHECKED |
|-------------|---------------|----------|---------|
| 1 : 150 @A1 | 18 April 2023 | PM | LK |
| JOB | DRAWING | REVISION | |
| 18022 | S455-A26-008 | F | |

IMPORTANT NOTES:
Do not scale from drawings. All dimensions to be checked on site before commencement of work. All discrepancies to be brought to the attention of the Architect. Larger scale drawings and written dimensions take preference. This drawing is copyright and the property of the author, and must not be retained, copied or used without the express authority of MARCHESE + PARTNERS INTERNATIONAL PTY. LTD.

S4.55 SUBMISSION



| REVISION | DATE | DESCRIPTION | BY |
|----------|------------------|-------------------------|----|
| A | 26 April 2019 | DEVELOPMENT APPLICATION | PM |
| B | 03 February 2023 | RFI ISSUE - Review Set | JW |
| C | 21 February 2023 | RFI ISSUE - Review Set | JW |
| D | 24 February 2023 | RFI ISSUE - Review Set | JW |
| E | 27 February 2023 | RFI ISSUE | JW |
| F | 18 April 2023 | ADDITIONAL RFI ISSUE | IC |



**marchese
partners**

Marchese Partners International Pty Ltd
Level 14, 46 Edward Street
Brisbane, QLD 4000, Australia
P +61 7 3211 2600 F +61 7 3211 0297
E info@marchesepartners.com
www.marchesepartners.com
Sydney · Brisbane
Melbourne · Adelaide · Perth · London
Kuala Lumpur · Christchurch
ABN 33 590 578 323

CLIENT
**GWH NATIONAL PARK
PTY LTD**

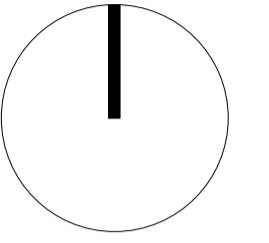
PROJECT
**ONE
NATIONAL PARK
STREET, NEWCASTLE**

DRAWING TITLE
**MINIMUM ROOM SIZE -
LEVEL 18**

| SCALE | DATE | DRAWN | CHECKED |
|-------------|---------------|----------|---------|
| 1 : 150 @A1 | 18 April 2023 | PM | LK |
| JOB | DRAWING | REVISION | |
| 18022 | S455-A26-009 | F | |

IMPORTANT NOTES:
 Do not scale from drawings. All dimensions to be checked on site before commencement of work. All discrepancies to be brought to the attention of the Architect. Larger scale drawings and written dimensions take preference. This drawing is copyright and the property of the author, and must not be retained, copied or used without the express authority of MARCHESE + PARTNERS INTERNATIONAL PTY. LTD.

S4.55 SUBMISSION



| REVISION | DATE | DESCRIPTION | BY |
|----------|------------------|-------------------------|----|
| A | 26 April 2019 | DEVELOPMENT APPLICATION | PM |
| B | 03 February 2023 | RFI ISSUE - Review Set | JW |
| C | 21 February 2023 | RFI ISSUE - Review Set | JW |
| D | 24 February 2023 | RFI ISSUE - Review Set | JW |
| E | 27 February 2023 | RFI ISSUE | JW |
| F | 18 April 2023 | ADDITIONAL RFI ISSUE | IC |



marchese partners

Marchese Partners International Pty Ltd
 Level 14, 46 Edward Street
 Brisbane, QLD 4000, Australia
 P +61 7 3211 2600 F +61 7 3211 0297
 E info@marchesepartners.com
 www.marchesepartners.com
 Sydney · Brisbane
 Melbourne · Adelaide · Perth · London
 Kuala Lumpur · Christchurch
 ABN 33 590 578 323

CLIENT
**GWH NATIONAL PARK
 PTY LTD**

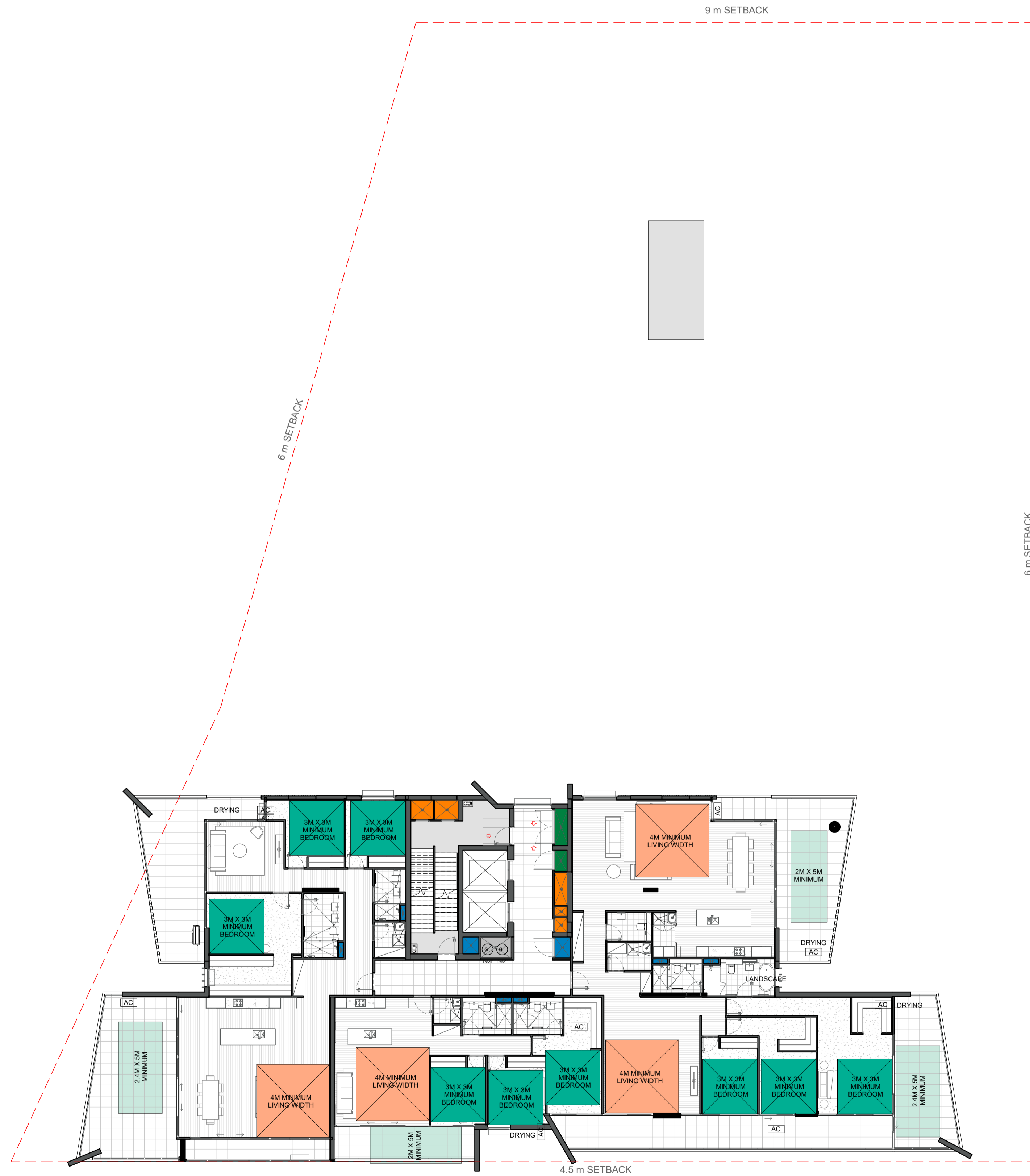
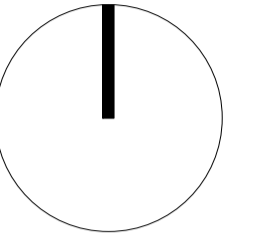
PROJECT
**ONE
 NATIONAL PARK
 STREET, NEWCASTLE**

DRAWING TITLE
**MINIMUM ROOM SIZE -
 LEVEL 19-20**

| SCALE | DATE | DRAWN | CHECKED |
|-------------|---------------|----------|---------|
| 1 : 150 @A1 | 18 April 2023 | PM | LK |
| JOB | DRAWING | REVISION | |
| 18022 | S455-A26-010 | F | |

IMPORTANT NOTES:
Do not scale from drawings. All dimensions to be checked on site before commencement of work. All discrepancies to be brought to the attention of the Architect. Larger scale drawings and written dimensions take preference. This drawing is copyright and the property of the author, and must not be retained, copied or used without the express authority of MARCHESE + PARTNERS INTERNATIONAL PTY. LTD.

S4.55 SUBMISSION



| REVISION | DATE | DESCRIPTION | BY |
|----------|------------------|-------------------------|----|
| A | 26 April 2019 | DEVELOPMENT APPLICATION | PM |
| B | 03 February 2023 | RFI ISSUE - Review Set | JW |
| C | 21 February 2023 | RFI ISSUE - Review Set | JW |
| D | 24 February 2023 | RFI ISSUE - Review Set | JW |
| E | 27 February 2023 | RFI ISSUE | JW |
| F | 18 April 2023 | ADDITIONAL RFI ISSUE | IC |



**marchese
partners**

Marchese Partners International Pty Ltd
Level 14, 46 Edward Street
Brisbane, QLD 4000, Australia
P +61 7 3211 2600 F +61 7 3211 0297
E info@marchesepartners.com
www.marchesepartners.com
Sydney · Brisbane
Melbourne · Adelaide · Perth · London
Kuala Lumpur · Christchurch
ABN 33 590 578 323

CLIENT
**GWH NATIONAL PARK
PTY LTD**

PROJECT
**ONE
NATIONAL PARK
STREET, NEWCASTLE**

DRAWING TITLE
**MINIMUM ROOM SIZE -
LEVEL 21**

| SCALE | DATE | DRAWN | CHECKED |
|-------------|---------------|----------|---------|
| 1 : 150 @A1 | 18 April 2023 | PM | LK |
| JOB | DRAWING | REVISION | |
| 18022 | S455-A26-011 | F | |

- Storage < 2m³
- Storage < 3m³
- Storage < 4m³
- Storage < 5m³
- Storage > 5m³



3 GROUND MEZZANINE_STORAGE PLAN
1:300



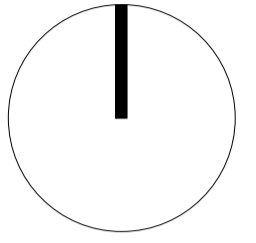
1 LEVEL 1_STORAGE PLAN
1:300



2 LEVEL 2_STORAGE PLAN
1:300

IMPORTANT NOTES:
Do not scale from drawings. All dimensions to be checked on site before commencement of work. All discrepancies to be brought to the attention of the Architect. Larger scale drawings and written dimensions take preference. This drawing is copyright and the property of the author, and must not be retained, copied or used without the express authority of MARCHESE + PARTNERS INTERNATIONAL PTY. LTD.

S4.55 SUBMISSION



| REVISION | DATE | DESCRIPTION | BY |
|----------|------------------|-------------------------|----|
| A | 26 April 2019 | DEVELOPMENT APPLICATION | PM |
| B | 03 February 2023 | RFI ISSUE - Review Set | JW |
| C | 21 February 2023 | RFI ISSUE - Review Set | JW |
| D | 24 February 2023 | RFI ISSUE - Review Set | JW |
| E | 27 February 2023 | RFI ISSUE | JW |
| F | 18 April 2023 | ADDITIONAL RFI ISSUE | IC |



**marchese
partners**

Marchese Partners International Pty Ltd
Level 14, 46 Edward Street
Brisbane, QLD 4000, Australia
P +61 7 3211 2600 F +61 7 3211 0297
E info@marchesepartners.com
www.marchesepartners.com
Sydney · Brisbane
Melbourne · Adelaide · Perth · London
Kuala Lumpur · Christchurch
ABN 33 590 578 323

CLIENT
**GWH NATIONAL PARK
PTY LTD**

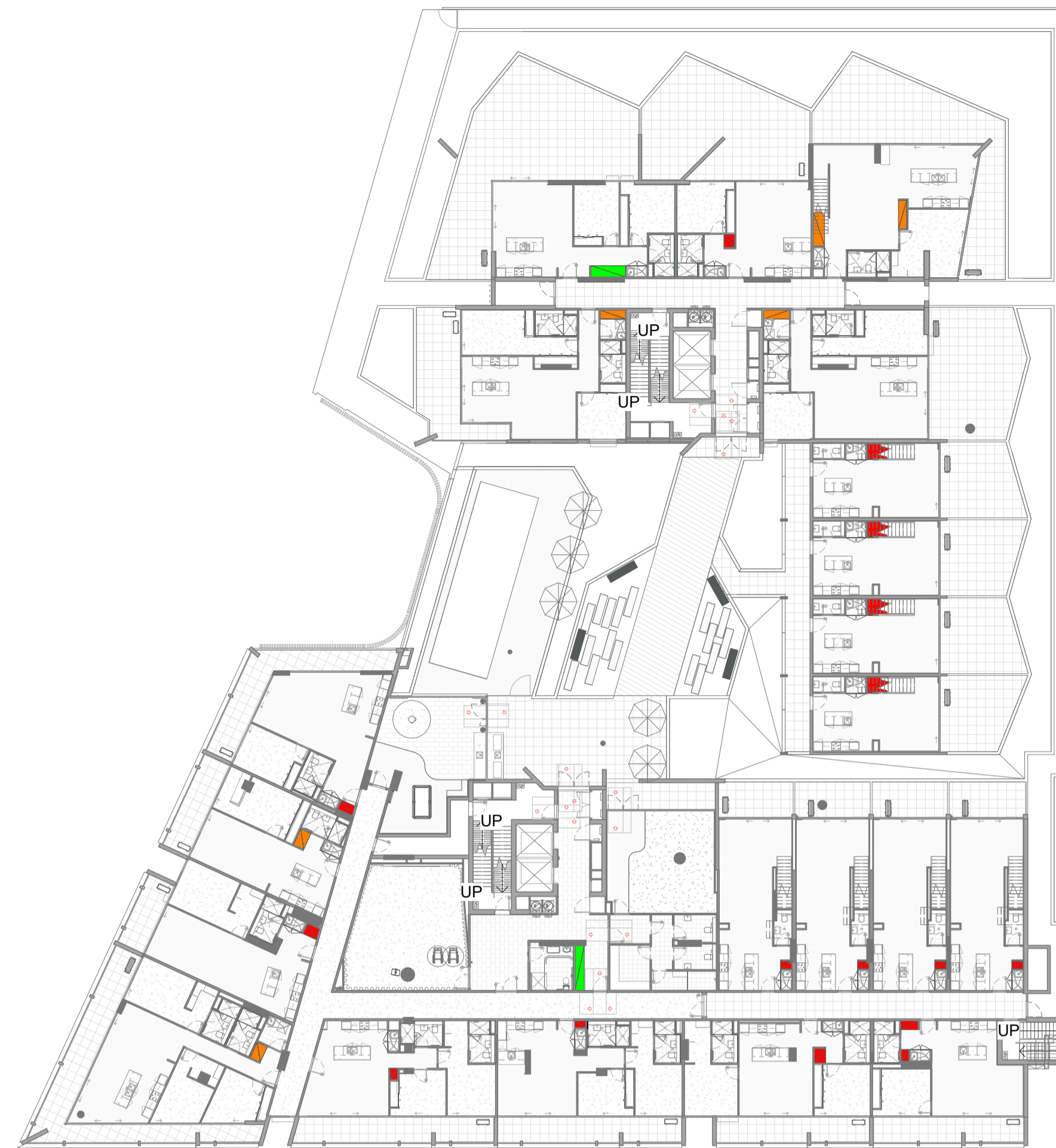
PROJECT
**ONE
NATIONAL PARK
STREET, NEWCASTLE**

DRAWING TITLE
**STORAGE PLAN - LEVEL
01 TO LEVEL 02**

| SCALE | DATE | DRAWN | CHECKED |
|------------------|---------------|----------|---------|
| As indicated @A1 | 18 April 2023 | PM | LK |
| JOB | DRAWING | REVISION | |
| 18022 | S455-A27-001 | F | |



1 LEVEL 3_STORAGE PLAN
1:300



2 LEVEL 4_STORAGE PLAN
1:300



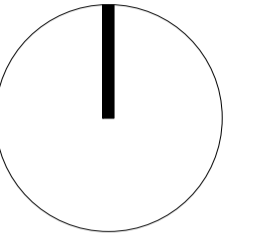
3 LEVEL 5_STORAGE PLAN
1:300



4 LEVEL 6_STORAGE PLAN
1:300

IMPORTANT NOTES:
Do not scale from drawings. All dimensions to be checked on site before commencement of work. All discrepancies to be brought to the attention of the Architect. Larger scale drawings and written dimensions take preference. This drawing is copyright and the property of the author, and must not be retained, copied or used without the express authority of MARCHESE + PARTNERS INTERNATIONAL PTY. LTD.

S4.55 SUBMISSION



| REVISION | DATE | DESCRIPTION | BY |
|----------|------------------|-------------------------|----|
| A | 26 April 2019 | DEVELOPMENT APPLICATION | PM |
| B | 03 February 2023 | RFI ISSUE - Review Set | JW |
| C | 21 February 2023 | RFI ISSUE - Review Set | JW |
| D | 24 February 2023 | RFI ISSUE - Review Set | JW |
| E | 27 February 2023 | RFI ISSUE | JW |
| F | 18 April 2023 | ADDITIONAL RFI ISSUE | IC |



marchese
partners

Marchese Partners International Pty Ltd
Level 14, 46 Edward Street
Brisbane, QLD 4000, Australia
P +61 7 3211 2600 F +61 7 3211 0297
E info@marchesepartners.com
www.marchesepartners.com
Sydney · Brisbane
Melbourne · Adelaide · Perth · London
Kuala Lumpur · Christchurch
ABN 33 590 578 323

CLIENT
**GWH NATIONAL PARK
PTY LTD**

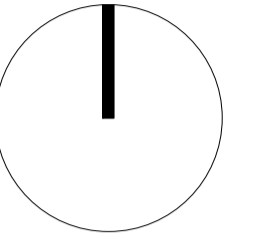
PROJECT
**ONE
NATIONAL PARK
STREET, NEWCASTLE**

DRAWING TITLE
**STORAGE PLAN - LEVEL
03 TO LEVEL 06**

| SCALE | DATE | DRAWN | CHECKED |
|-----------|---------------|----------|---------|
| 1:300 @A1 | 18 April 2023 | PM | LK |
| JOB | DRAWING | REVISION | |
| 18022 | S455-A27-002 | F | |

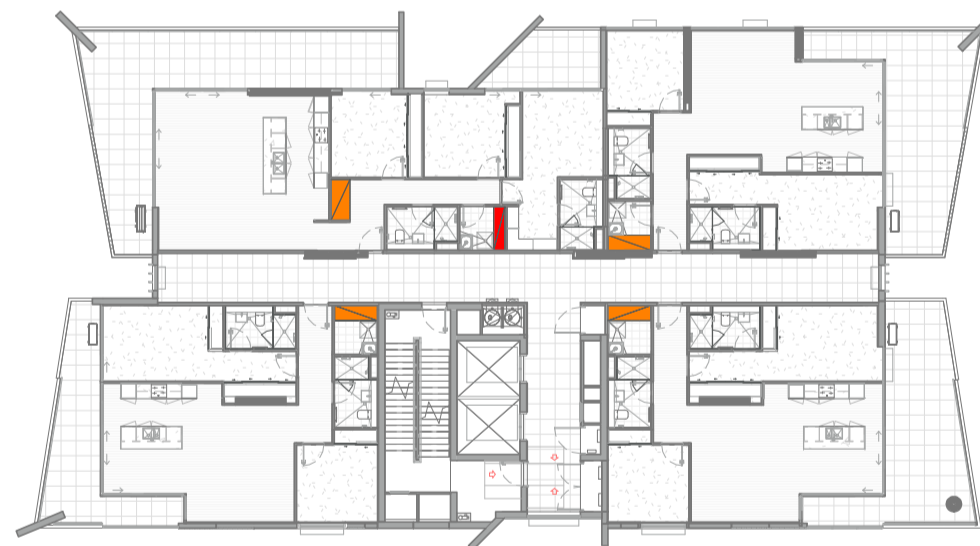
IMPORTANT NOTES:
 Do not scale from drawings. All dimensions to be checked on site before commencement of work. All discrepancies to be brought to the attention of the Architect. Larger scale drawings and written dimensions take preference. This drawing is copyright and the property of the author, and must not be retained, copied or used without the express authority of MARCHESE + PARTNERS INTERNATIONAL PTY. LTD.

S4.55 SUBMISSION



1 LEVEL 7_STORAGE PLAN
1:300

2 LEVEL 8_STORAGE PLAN
1:300



3 LEVEL 9_STORAGE PLAN
1:300

4 LEVEL 10_STORAGE PLAN
1:300

| REVISION | DATE | DESCRIPTION | BY |
|----------|------------------|-------------------------|----|
| A | 26 April 2019 | DEVELOPMENT APPLICATION | PM |
| B | 03 February 2023 | RFI ISSUE - Review Set | JW |
| C | 21 February 2023 | RFI ISSUE - Review Set | JW |
| D | 24 February 2023 | RFI ISSUE - Review Set | JW |
| E | 27 February 2023 | RFI ISSUE | JW |
| F | 18 April 2023 | ADDITIONAL RFI ISSUE | IC |



**marchese
partners**

Marchese Partners International Pty Ltd
 Level 14, 46 Edward Street
 Brisbane, QLD 4000, Australia
 P +61 7 3211 2600 F +61 7 3211 0297
 E info@marchesepartners.com
 www.marchesepartners.com
 Sydney · Brisbane
 Melbourne · Adelaide · Perth · London
 Kuala Lumpur · Christchurch
 ABN 33 590 578 323

CLIENT
**GWH NATIONAL PARK
 PTY LTD**

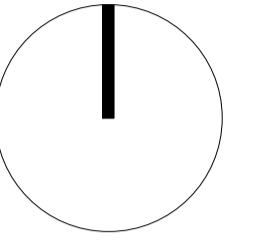
PROJECT
**ONE
 NATIONAL PARK
 STREET, NEWCASTLE**

DRAWING TITLE
**STORAGE PLAN - LEVEL
 07 TO LEVEL 10**

| SCALE | DATE | DRAWN | CHECKED |
|-----------|---------------|----------|---------|
| 1:300 @A1 | 18 April 2023 | PM | LK |
| JOB | DRAWING | REVISION | |
| 18022 | S455-A27-003 | F | |

IMPORTANT NOTES:
 Do not scale from drawings. All dimensions to be checked on site before commencement of work. All discrepancies to be brought to the attention of the Architect. Larger scale drawings and written dimensions take preference. This drawing is copyright and the property of the author, and must not be retained, copied or used without the express authority of MARCHESE + PARTNERS INTERNATIONAL PTY. LTD.

S4.55 SUBMISSION



1 LEVEL 11_STORAGE PLAN
1:300



2 LEVEL 12_STORAGE PLAN
1:300



3 LEVEL 13_STORAGE PLAN
1:300



4 LEVEL 14_STORAGE PLAN
1:300



| REVISION | DATE | DESCRIPTION | BY |
|----------|------------------|-------------------------|----|
| A | 26 April 2019 | DEVELOPMENT APPLICATION | PM |
| B | 03 February 2023 | RFI ISSUE - Review Set | JW |
| C | 21 February 2023 | RFI ISSUE - Review Set | JW |
| D | 24 February 2023 | RFI ISSUE - Review Set | JW |
| E | 27 February 2023 | RFI ISSUE | JW |
| F | 18 April 2023 | ADDITIONAL RFI ISSUE | IC |



marchese
partners

Marchese Partners International Pty Ltd
 Level 14, 46 Edward Street
 Brisbane, QLD 4000, Australia
 P +61 7 3211 2600 F +61 7 3211 0297
 E info@marchesepartners.com
 www.marchesepartners.com
 Sydney · Brisbane
 Melbourne · Adelaide · Perth · London
 Kuala Lumpur · Christchurch
 ABN 33 590 578 323

CLIENT
**GWH NATIONAL PARK
 PTY LTD**

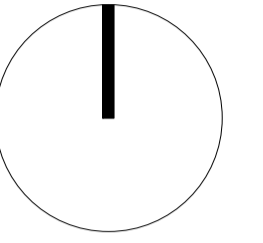
PROJECT
**ONE
 NATIONAL PARK
 STREET, NEWCASTLE**

DRAWING TITLE
**STORAGE PLAN - LEVEL
 11 TO LEVEL 14**

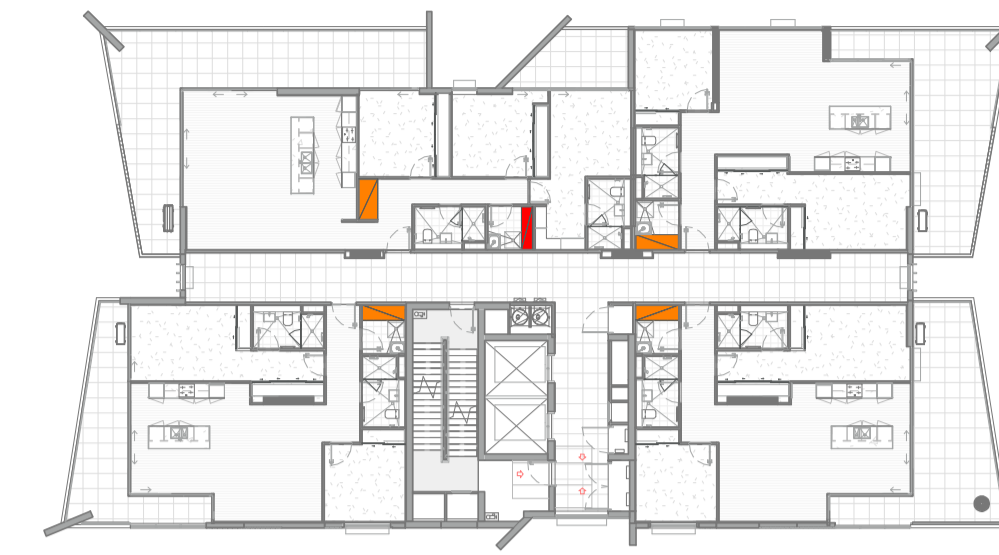
| SCALE | DATE | DRAWN | CHECKED |
|-----------|---------------|----------|---------|
| 1:300 @A1 | 18 April 2023 | PM | LK |
| JOB | DRAWING | REVISION | |
| 18022 | S455-A27-004 | F | |

IMPORTANT NOTES:
 Do not scale from drawings. All dimensions to be checked on site before commencement of work. All discrepancies to be brought to the attention of the Architect. Larger scale drawings and written dimensions take preference. This drawing is copyright and the property of the author, and must not be retained, copied or used without the express authority of MARCHESE + PARTNERS INTERNATIONAL PTY. LTD.

S4.55 SUBMISSION



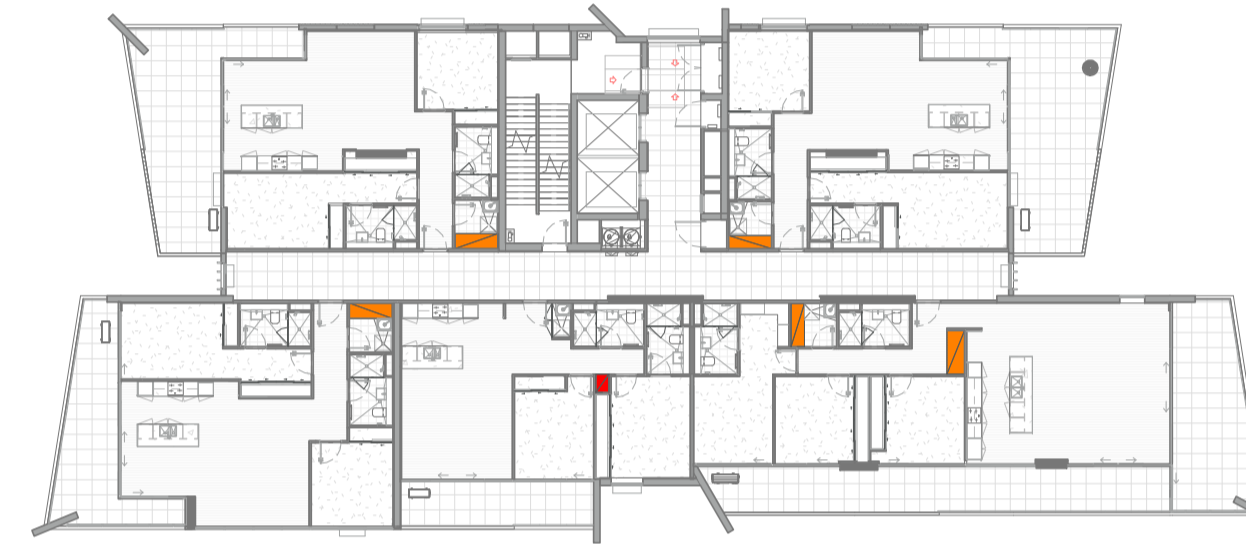
1 LEVEL 15_STORAGE PLAN
1:300



2 LEVEL 16_STORAGE PLAN
1:300



3 LEVEL 17_STORAGE PLAN
1:300



4 LEVEL 18_STORAGE PLAN
1:300



3 LEVEL 17_STORAGE PLAN
1:300



4 LEVEL 18_STORAGE PLAN
1:300



3 LEVEL 17_STORAGE PLAN
1:300



4 LEVEL 18_STORAGE PLAN
1:300

| REVISION | DATE | DESCRIPTION | BY |
|----------|------------------|-------------------------|----|
| A | 26 April 2019 | DEVELOPMENT APPLICATION | PM |
| B | 03 February 2023 | RFI ISSUE - Review Set | JW |
| C | 21 February 2023 | RFI ISSUE - Review Set | JW |
| D | 24 February 2023 | RFI ISSUE - Review Set | JW |
| E | 27 February 2023 | RFI ISSUE | JW |
| F | 18 April 2023 | ADDITIONAL RFI ISSUE | IC |



**marchese
partners**

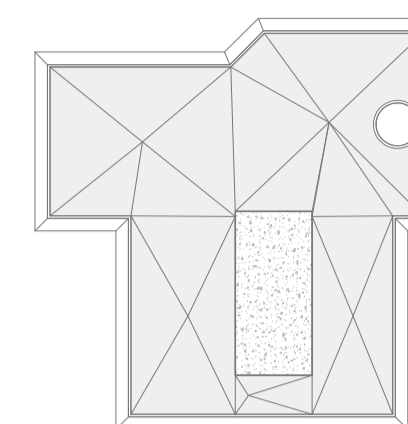
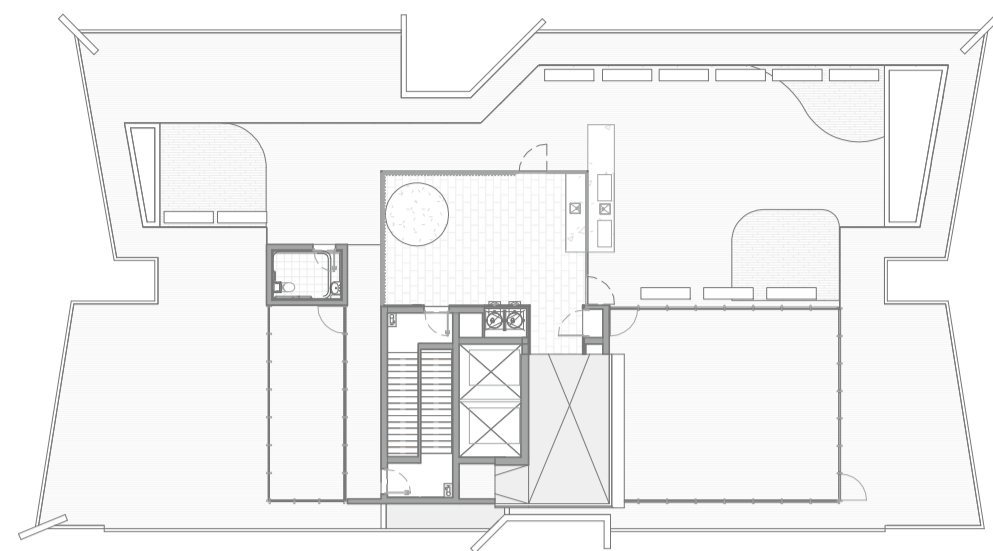
Marchese Partners International Pty Ltd
 Level 14, 46 Edward Street
 Brisbane, QLD 4000, Australia
 P +61 7 3211 2600 F +61 7 3211 0297
 E info@marchesepartners.com
 www.marchesepartners.com
 Sydney · Brisbane
 Melbourne · Adelaide · Perth · London
 Kuala Lumpur · Christchurch
 ABN 33 590 578 323

CLIENT
**GWH NATIONAL PARK
 PTY LTD**

PROJECT
**ONE
 NATIONAL PARK
 STREET, NEWCASTLE**

DRAWING TITLE
**STORAGE PLAN - LEVEL
 15 TO LEVEL 18**

| SCALE | DATE | DRAWN | CHECKED |
|-----------|---------------|----------|---------|
| 1:300 @A1 | 18 April 2023 | PM | LK |
| JOB | DRAWING | REVISION | |
| 18022 | S455-A27-005 | F | |



1 LEVEL 19_STORAGE PLAN
1:300

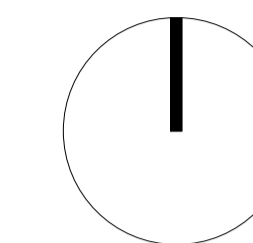
2 LEVEL 20_STORAGE PLAN
1:300



3 LEVEL 21_STORAGE PLAN
1:300

IMPORTANT NOTES:
Do not scale from drawings. All dimensions to be checked on site before commencement of work. All discrepancies to be brought to the attention of the Architect. Larger scale drawings and written dimensions take preference. This drawing is copyright and the property of the author, and must not be retained, copied or used without the express authority of MARCHESE + PARTNERS INTERNATIONAL PTY. LTD.

S4.55 SUBMISSION



| REVISION | DATE | DESCRIPTION | BY |
|----------|------------------|-------------------------|----|
| A | 26 April 2019 | DEVELOPMENT APPLICATION | PM |
| B | 03 February 2023 | RFI ISSUE - Review Set | JW |
| C | 21 February 2023 | RFI ISSUE - Review Set | JW |
| D | 24 February 2023 | RFI ISSUE - Review Set | JW |
| E | 27 February 2023 | RFI ISSUE | JW |
| F | 18 April 2023 | ADDITIONAL RFI ISSUE | IC |



marchese partners

Marchese Partners International Pty Ltd
Level 14, 46 Edward Street
Brisbane, QLD 4000, Australia
P +61 7 3211 2600 F +61 7 3211 0297
E info@marchesepartners.com
www.marchesepartners.com
Sydney · Brisbane
Melbourne · Adelaide · Perth · London
Kuala Lumpur · Christchurch
ABN 33 590 578 323

CLIENT
**GWH NATIONAL PARK
PTY LTD**

PROJECT
**ONE
NATIONAL PARK
STREET, NEWCASTLE**

DRAWING TITLE
**STORAGE PLAN - LEVEL
19 TO LEVEL 21**

| SCALE | DATE | DRAWN | CHECKED |
|-----------|---------------|----------|---------|
| 1:300 @A1 | 18 April 2023 | PM | LK |
| JOB | DRAWING | REVISION | |
| 18022 | S455-A27-006 | F | |

SITE BOUNDARY

Individual EOTF for the commercial tenancies

Residents of the building use the lifts to move the bicycles to the storage on upper levels

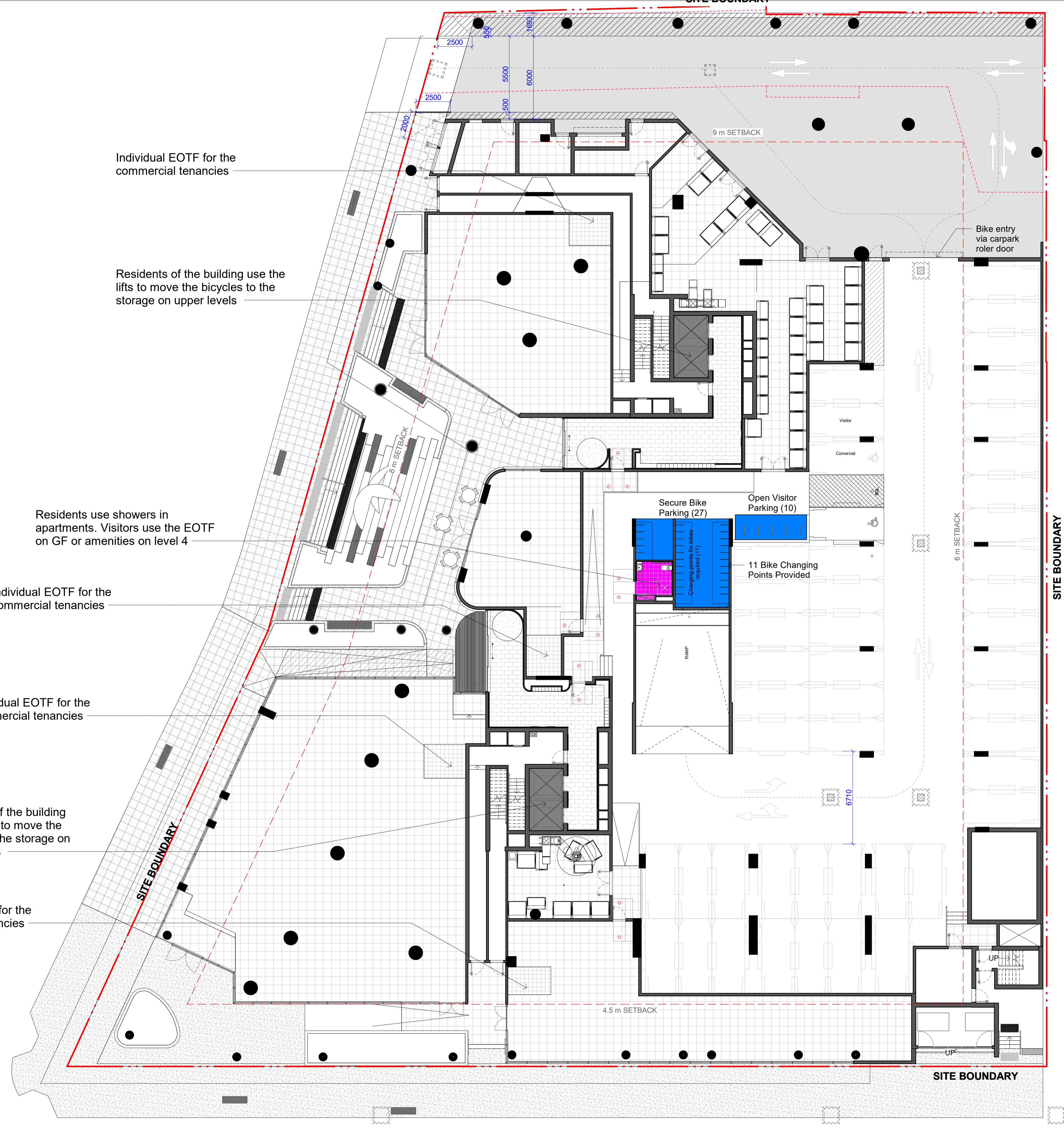
Residents use showers in apartments. Visitors use the EOTF on GF or amenities on level 4

Individual EOTF for the commercial tenancies

Individual EOTF for the commercial tenancies

Residents of the building use the lifts to move the bicycles to the storage on upper levels

Individual EOTF for the commercial tenancies



SITE BOUNDARY

SITE BOUNDARY

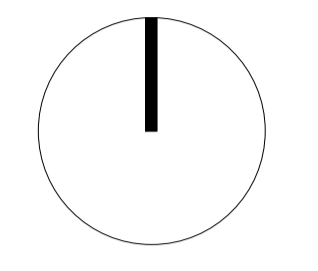
- Individual bike storage (0.8 x 2m) within apartment storage unit
- Wire mesh fence cage storage unit allocated to apartments
- EOTF amenities
- Lifts

| BIKE PARKING | |
|------------------|----|
| GROUND LEVEL | 37 |
| GROUND MEZZANINE | 39 |
| LEVEL 1 | 52 |
| LEVEL 2 | 55 |
| LEVEL 3 | 58 |

241

IMPORTANT NOTES:
Do not scale from drawings. All dimensions to be checked on site before commencement of work. All discrepancies to be brought to the attention of the Architect. Larger scale drawings and written dimensions take preference. This drawing is copyright and the property of the author, and must not be retained, copied or used without the express authority of MARCHESE + PARTNERS INTERNATIONAL PTY. LTD.

S4.55 SUBMISSION



| REVISION | DATE | DESCRIPTION | BY |
|----------|------------------|------------------------|----|
| A | 03 February 2023 | RFI ISSUE - Review Set | JW |
| B | 21 February 2023 | RFI ISSUE - Review Set | JW |
| C | 24 February 2023 | RFI ISSUE - Review Set | JW |
| D | 27 February 2023 | RFI ISSUE | JW |
| E | 18 April 2023 | ADDITIONAL RFI ISSUE | IC |



marchese partners

Marchese Partners International Pty Ltd
Level 14, 46 Edward Street
Brisbane, QLD 4000, Australia
P +61 7 3211 2600 F +61 7 3211 0297
E info@marchesepartners.com
www.marchesepartners.com
Sydney · Brisbane
Melbourne · Adelaide · Perth · London
Kuala Lumpur · Christchurch
ABN 33 590 578 323

CLIENT
**GWH NATIONAL PARK
PTY LTD**

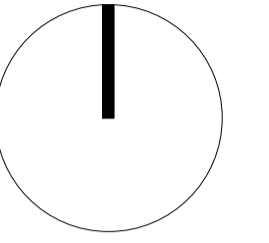
PROJECT
**ONE
NATIONAL PARK
STREET, NEWCASTLE**

DRAWING TITLE
**BIKE PARKING PLAN -
GROUND**

| SCALE | DATE | DRAWN | CHECKED |
|------------------|---------------|----------|---------|
| As indicated @A1 | 18 April 2023 | Author | Checke |
| JOB | DRAWING | REVISION | |
| 18022 | S455-A27-501 | E | |

IMPORTANT NOTES:
Do not scale from drawings. All dimensions to be checked on site before commencement of work. All discrepancies to be brought to the attention of the Architect. Larger scale drawings and written dimensions take preference. This drawing is copyright and the property of the author, and must not be retained, copied or used without the express authority of MARCHESE + PARTNERS INTERNATIONAL PTY. LTD.

S4.55 SUBMISSION



SITE BOUNDARY

| BIKE PARKING | |
|------------------|----|
| GROUND LEVEL | 37 |
| GROUND MEZZANINE | 39 |
| LEVEL 1 | 52 |
| LEVEL 2 | 55 |
| LEVEL 3 | 58 |
| 241 | |

| REVISION | DATE | DESCRIPTION | BY |
|----------|------------------|------------------------|----|
| A | 03 February 2023 | RFI ISSUE - Review Set | JW |
| B | 21 February 2023 | RFI ISSUE - Review Set | JW |
| C | 24 February 2023 | RFI ISSUE - Review Set | JW |
| D | 27 February 2023 | RFI ISSUE | JW |
| E | 18 April 2023 | ADDITIONAL RFI ISSUE | IC |



marchese partners

Marchese Partners International Pty Ltd
Level 14, 46 Edward Street
Brisbane, QLD 4000, Australia
P +61 7 3211 2600 F +61 7 3211 0297
E info@marchesepartners.com
www.marchesepartners.com
Sydney · Brisbane
Melbourne · Adelaide · Perth · London
Kuala Lumpur · Christchurch
ABN 33 590 578 323

CLIENT
**GWH NATIONAL PARK
PTY LTD**

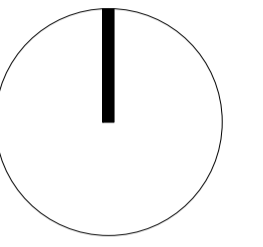
PROJECT
**ONE
NATIONAL PARK
STREET, NEWCASTLE**

DRAWING TITLE
**BIKE PARKING PLAN -
GROUND MEZZANINE**

| SCALE | DATE | DRAWN | CHECKED |
|------------------|---------------|----------|---------|
| As indicated @A1 | 18 April 2023 | Author | Checke |
| JOB | DRAWING | REVISION | |
| 18022 | S455-A27-502 | E | |

IMPORTANT NOTES:
Do not scale from drawings. All dimensions to be checked on site before commencement of work. All discrepancies to be brought to the attention of the Architect. Larger scale drawings and written dimensions take preference. This drawing is copyright and the property of the author, and must not be retained, copied or used without the express authority of MARCHESE + PARTNERS INTERNATIONAL PTY. LTD.

S4.55 SUBMISSION



Residents of the building use the lifts to move the bicycles to the storage on upper levels

Residents of the building use the lifts to move the bicycles to the storage on upper levels

Individual EOTF for the commercial tenancies

SITE BOUNDARY

- Individual bike storage (0.8 x 2m) within apartment storage unit
- Wire mesh fence cage storage unit allocated to apartments
- EOTF amenities
- Lifts

| BIKE PARKING | |
|------------------|----|
| GROUND LEVEL | 37 |
| GROUND MEZZANINE | 39 |
| LEVEL 1 | 52 |
| LEVEL 2 | 55 |
| LEVEL 3 | 58 |
| 241 | |

| REVISION | DATE | DESCRIPTION | BY |
|----------|------------------|------------------------|----|
| A | 03 February 2023 | RFI ISSUE - Review Set | JW |
| B | 21 February 2023 | RFI ISSUE - Review Set | JW |
| C | 24 February 2023 | RFI ISSUE - Review Set | JW |
| D | 27 February 2023 | RFI ISSUE | JW |
| E | 18 April 2023 | ADDITIONAL RFI ISSUE | IC |



marchese partners

Marchese Partners International Pty Ltd
Level 14, 46 Edward Street
Brisbane, QLD 4000, Australia
P +61 7 3211 2600 F +61 7 3211 0297
E info@marchesepartners.com
www.marchesepartners.com
Sydney · Brisbane
Melbourne · Adelaide · Perth · London
Kuala Lumpur · Christchurch
ABN 33 590 578 323

CLIENT
**GWH NATIONAL PARK
PTY LTD**

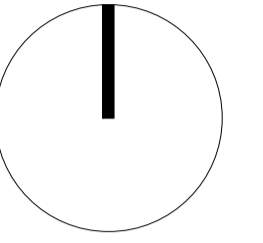
PROJECT
**ONE
NATIONAL PARK
STREET, NEWCASTLE**

DRAWING TITLE
**BIKE PARKING PLAN -
LEVEL 01**

| SCALE | DATE | DRAWN | CHECKED |
|------------------|---------------|----------|---------|
| As indicated @A1 | 18 April 2023 | Author | Checke |
| JOB | DRAWING | REVISION | |
| 18022 | S455-A27-503 | E | |

IMPORTANT NOTES:
 Do not scale from drawings. All dimensions to be checked on site before commencement of work. All discrepancies to be brought to the attention of the Architect. Larger scale drawings and written dimensions take preference. This drawing is copyright and the property of the author, and must not be retained, copied or used without the express authority of MARCHESE + PARTNERS INTERNATIONAL PTY. LTD.

S4.55 SUBMISSION



| REVISION | DATE | DESCRIPTION | BY |
|----------|------------------|------------------------|----|
| A | 03 February 2023 | RFI ISSUE - Review Set | JW |
| B | 21 February 2023 | RFI ISSUE - Review Set | JW |
| C | 24 February 2023 | RFI ISSUE - Review Set | JW |
| D | 27 February 2023 | RFI ISSUE | JW |
| E | 18 April 2023 | ADDITIONAL RFI ISSUE | IC |



marchese partners

Marchese Partners International Pty Ltd
 Level 14, 46 Edward Street
 Brisbane, QLD 4000, Australia
 P +61 7 3211 2600 F +61 7 3211 0297
 E info@marchesepartners.com
 www.marchesepartners.com
 Sydney · Brisbane
 Melbourne · Adelaide · Perth · London
 Kuala Lumpur · Christchurch
 ABN 33 590 578 323

CLIENT
**GWH NATIONAL PARK
 PTY LTD**

PROJECT
**ONE
 NATIONAL PARK
 STREET, NEWCASTLE**

DRAWING TITLE
**BIKE PARKING PLAN -
 LEVEL 02**

| SCALE | DATE | DRAWN | CHECKED |
|------------------|---------------|----------|---------|
| As indicated @A1 | 18 April 2023 | Author | Checke |
| JOB | DRAWING | REVISION | |
| 18022 | S455-A27-504 | E | |



Residents of the building use the lifts to move the bicycles to the storage on upper levels

Residents of the building use the lifts of the building use the bicycles to the storage on upper levels

- Individual bike storage (0.8 x 2m) within apartment storage unit
- Wire mesh fence cage storage unit allocated to apartments
- EOTF amenities
- Lifts

| BIKE PARKING | |
|------------------|----|
| GROUND LEVEL | 37 |
| GROUND MEZZANINE | 39 |
| LEVEL 1 | 52 |
| LEVEL 2 | 55 |
| LEVEL 3 | 58 |
| 241 | |

SITE BOUNDARY



Residents of the building use the lifts to move the bicycles to the storage on upper levels

Residents of the building use the lifts to move the bicycles to the storage on upper levels

SITE BOUNDARY

SITE BOUNDARY

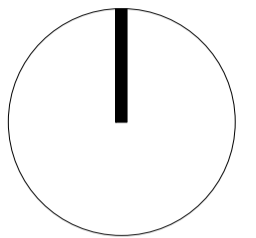
- Individual bike storage (0.8 x 2m) within apartment storage unit
- Wire mesh fence cage storage unit allocated to apartments
- EOTF amenities
- Lifts

| BIKE PARKING | |
|------------------|-----|
| GROUND LEVEL | 37 |
| GROUND MEZZANINE | 39 |
| LEVEL 1 | 52 |
| LEVEL 2 | 55 |
| LEVEL 3 | 58 |
| | 241 |

SITE BOUNDARY

IMPORTANT NOTES:
Do not scale from drawings. All dimensions to be checked on site before commencement of work. All discrepancies to be brought to the attention of the Architect. Larger scale drawings and written dimensions take preference. This drawing is copyright and the property of the author, and must not be retained, copied or used without the express authority of MARCHESE + PARTNERS INTERNATIONAL PTY. LTD.

S4.55 SUBMISSION



| REVISION | DATE | DESCRIPTION | BY |
|----------|------------------|------------------------|----|
| A | 03 February 2023 | RFI ISSUE - Review Set | JW |
| B | 21 February 2023 | RFI ISSUE - Review Set | JW |
| C | 24 February 2023 | RFI ISSUE - Review Set | JW |
| D | 27 February 2023 | RFI ISSUE | JW |
| E | 18 April 2023 | ADDITIONAL RFI ISSUE | IC |



marchese partners

Marchese Partners International Pty Ltd
Level 14, 46 Edward Street
Brisbane, QLD 4000, Australia
P +61 7 3211 2600 F +61 7 3211 0297
E info@marchesepartners.com
www.marchesepartners.com
Sydney · Brisbane
Melbourne · Adelaide · Perth · London
Kuala Lumpur · Christchurch
ABN 33 590 578 323

CLIENT
GWH NATIONAL PARK PTY LTD

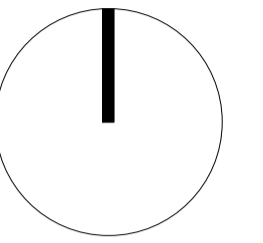
PROJECT
ONE NATIONAL PARK STREET, NEWCASTLE

DRAWING TITLE
BIKE PARKING PLAN - LEVEL 03

| SCALE | DATE | DRAWN | CHECKED |
|------------------|---------------|----------|---------|
| As indicated @A1 | 18 April 2023 | Author | Checke |
| JOB | DRAWING | REVISION | |
| 18022 | S455-A27-505 | E | |

IMPORTANT NOTES:
Do not scale from drawings. All dimensions to be checked on site before commencement of work. All discrepancies to be brought to the attention of the Architect. Larger scale drawings and written dimensions take preference. This drawing is copyright and the property of the author, and must not be retained, copied or used without the express authority of MARCHESE + PARTNERS INTERNATIONAL PTY. LTD.

S4.55 SUBMISSION



| REVISION | DATE | DESCRIPTION | BY |
|----------|------------------|------------------------|----|
| A | 03 February 2023 | RFI ISSUE - Review Set | JW |
| B | 21 February 2023 | RFI ISSUE - Review Set | JW |
| C | 24 February 2023 | RFI ISSUE - Review Set | JW |
| D | 27 February 2023 | RFI ISSUE | JW |
| E | 18 April 2023 | ADDITIONAL RFI ISSUE | IC |



marchese partners

Marchese Partners International Pty Ltd
Level 14, 46 Edward Street
Brisbane, QLD 4000, Australia
P +61 7 3211 2600 F +61 7 3211 0297
E info@marchesepartners.com
www.marchesepartners.com
Sydney · Brisbane
Melbourne · Adelaide · Perth · London
Kuala Lumpur · Christchurch
ABN 33 590 578 323

CLIENT

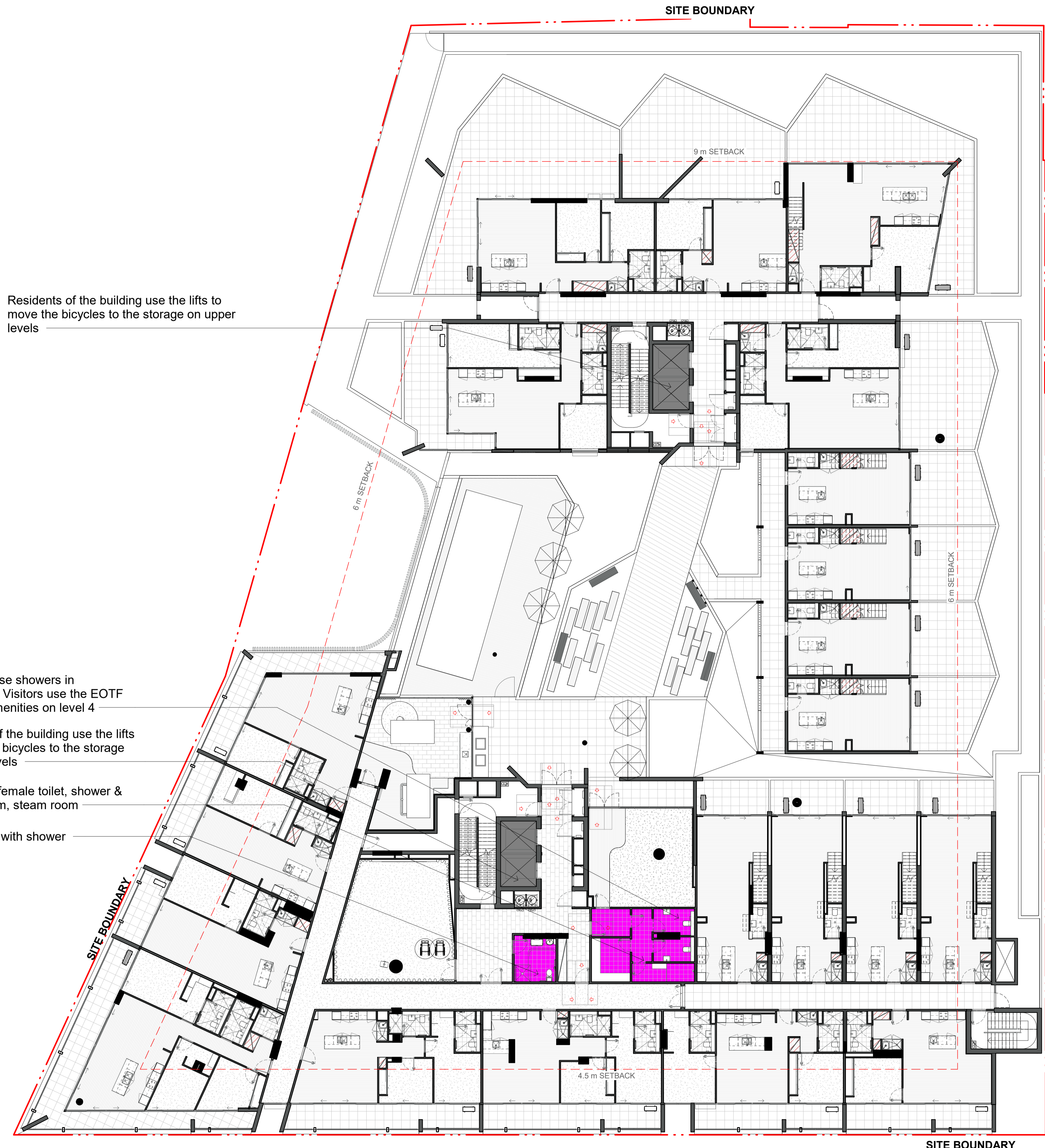
**GWH NATIONAL PARK
PTY LTD**

PROJECT

**ONE
NATIONAL PARK
STREET, NEWCASTLE**

DRAWING TITLE
**BIKE PARKING PLAN -
LEVEL 04**

| SCALE | DATE | DRAWN | CHECKED |
|---------------------|---------------|----------|---------|
| As indicated @A1 | 18 April 2023 | Author | Checke |
| JOB | DRAWING | REVISION | |
| 18022 | S455-A27-506 | E | |



Residents of the building use the lifts to move the bicycles to the storage on upper levels

Residents use showers in apartments. Visitors use the EOTF on GF or amenities on level 4

Residents of the building use the lifts to move the bicycles to the storage on upper levels

Male toilet, female toilet, shower & change room, steam room

PWD toilet with shower

- Individual bike storage (0.8 x 2m) within apartment storage unit
- Wire mesh fence cage storage unit allocated to apartments
- EOTF amenities
- Lifts

60m HEIGHT PLANE



IMPORTANT NOTES:
Do not scale from drawings. All dimensions to be checked on site before commencement of work. All discrepancies to be brought to the attention of the Architect. Larger scale drawings and written dimensions take preference. This drawing is copyright and the property of the author, and must not be retained, copied or used without the express authority of MARCHESE + PARTNERS INTERNATIONAL PTY. LTD.

S4.55 SUBMISSION

| REVISION | DATE | DESCRIPTION | BY |
|----------|------------------|-------------------------|----|
| A | 26 April 2019 | DEVELOPMENT APPLICATION | PM |
| B | 19 July 2022 | DA ISSUE | JW |
| C | 02 August 2022 | S4.55 SUBMISSION | JW |
| D | 07 October 2022 | S.455 SUBMISSION | JW |
| E | 14 October 2022 | S.455 SUBMISSION | JW |
| F | 03 February 2023 | RFI ISSUE - Review Set | JW |
| G | 21 February 2023 | RFI ISSUE - Review Set | JW |
| H | 24 February 2023 | RFI ISSUE - Review Set | JW |
| J | 27 February 2023 | RFI ISSUE | JW |
| K | 18 April 2023 | ADDITIONAL RFI ISSUE | IC |



**marchese
partners**

Marchese Partners International Pty Ltd
Level 14, 46 Edward Street
Brisbane, QLD 4000, Australia
P +61 7 3211 2600 F +61 7 3211 0297
E info@marchesepartners.com
www.marchesepartners.com
Sydney · Brisbane
Melbourne · Adelaide · Perth · London
Kuala Lumpur · Christchurch
ABN 33 590 578 323

CLIENT

**GWH NATIONAL PARK
PTY LTD**

PROJECT

**ONE
NATIONAL PARK
STREET, NEWCASTLE**

DRAWING TITLE
**HEIGHT PLANE
DIAGRAM - 60 METER**

| SCALE | DATE | DRAWN | CHECKED |
|-------|---------------|----------|---------|
| @A1 | 18 April 2023 | AL | JW |
| JOB | DRAWING | REVISION | |
| 18022 | S455-A29-001 | K | |

66m HEIGHT PLANE



IMPORTANT NOTES:
Do not scale from drawings. All dimensions to be checked on site before commencement of work. All discrepancies to be brought to the attention of the Architect. Larger scale drawings and written dimensions take preference. This drawing is copyright and the property of the author, and must not be retained, copied or used without the express authority of MARCHESE + PARTNERS INTERNATIONAL PTY. LTD.

S4.55 SUBMISSION

| REVISION | DATE | DESCRIPTION | BY |
|----------|------------------|-------------------------|----|
| A | 26 April 2019 | DEVELOPMENT APPLICATION | PM |
| B | 19 July 2022 | DA ISSUE | JW |
| C | 02 August 2022 | S4.55 SUBMISSION | JW |
| D | 07 October 2022 | S.455 SUBMISSION | JW |
| E | 14 October 2022 | S.455 SUBMISSION | JW |
| F | 03 February 2023 | RFI ISSUE - Review Set | JW |
| G | 21 February 2023 | RFI ISSUE - Review Set | JW |
| H | 24 February 2023 | RFI ISSUE - Review Set | JW |
| J | 27 February 2023 | RFI ISSUE | JW |
| K | 18 April 2023 | ADDITIONAL RFI ISSUE | IC |



marchese
partners

Marchese Partners International Pty Ltd
Level 14, 46 Edward Street
Brisbane, QLD 4000, Australia
P +61 7 3211 2600 F +61 7 3211 0297
E info@marchesepartners.com
www.marchesepartners.com
Sydney · Brisbane
Melbourne · Adelaide · Perth · London
Kuala Lumpur · Christchurch
ABN 33 590 578 323

CLIENT

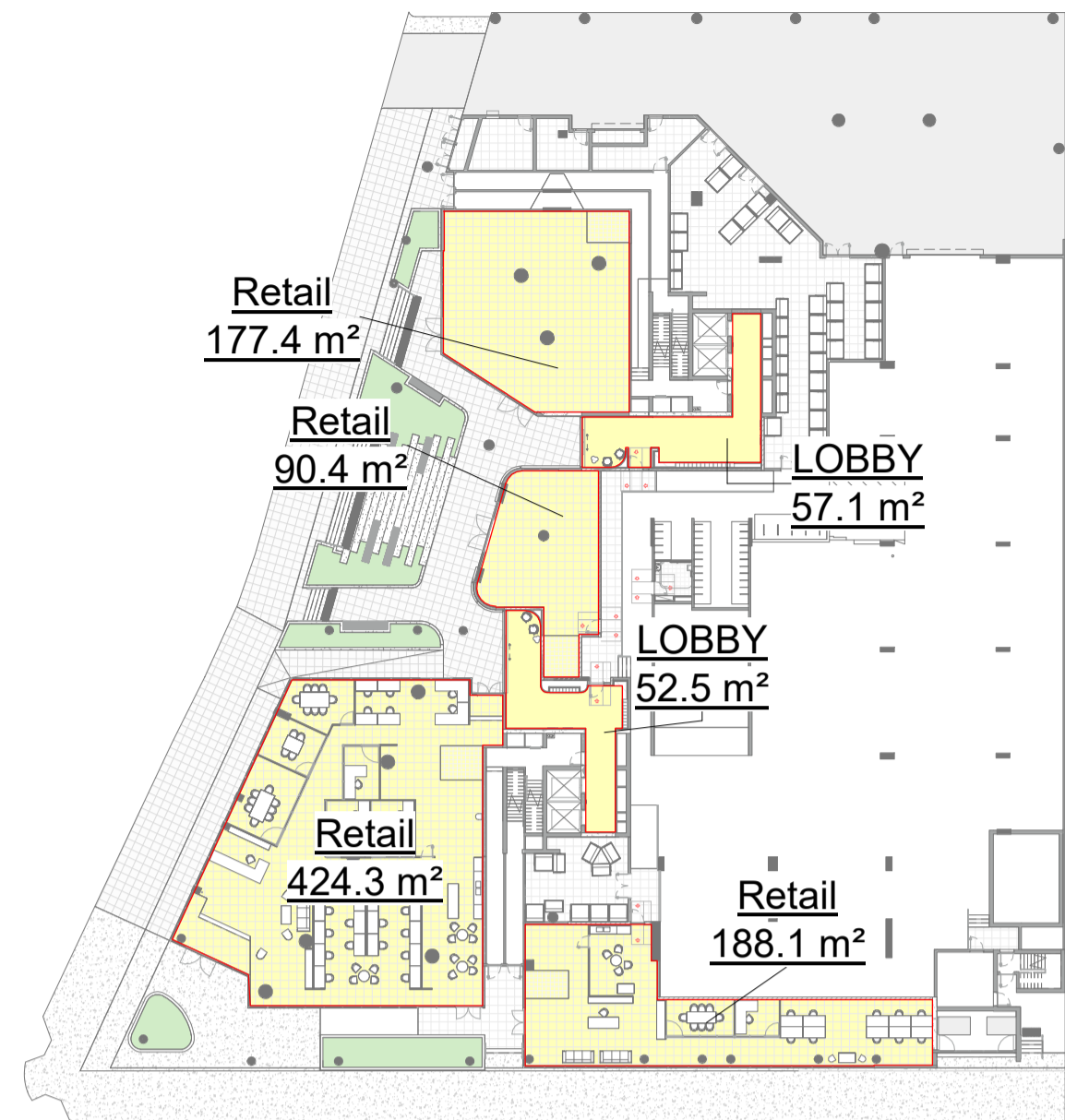
GWH NATIONAL PARK
PTY LTD

PROJECT

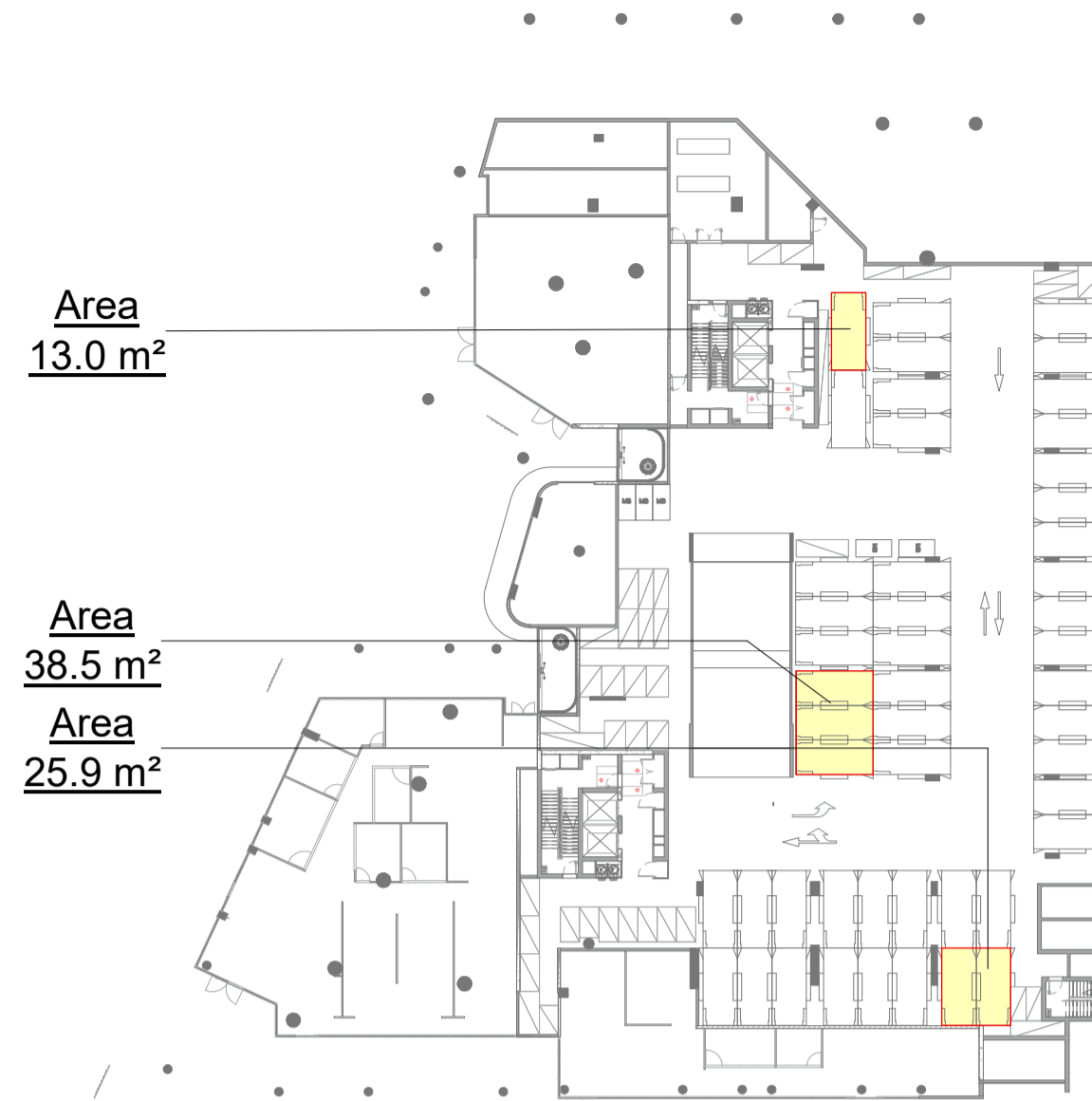
ONE
NATIONAL PARK
STREET, NEWCASTLE

DRAWING TITLE
HEIGHT PLANE
DIAGRAM - 66 METER

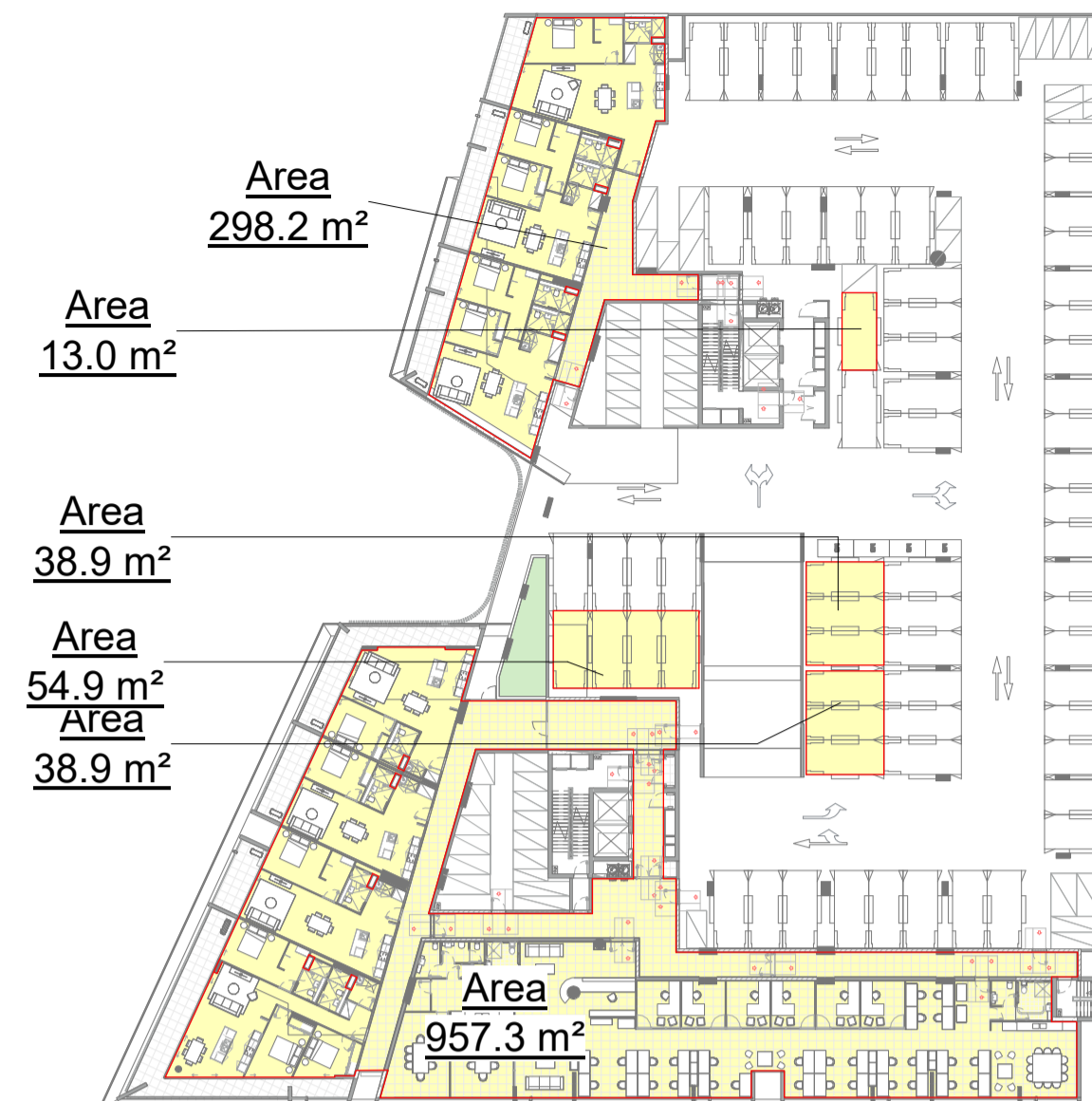
| SCALE | DATE | DRAWN | CHECKED |
|-------|---------------|----------|---------|
| @A1 | 18 April 2023 | AL | JW |
| JOB | DRAWING | REVISION | |
| 18022 | S455-A29-002 | K | |



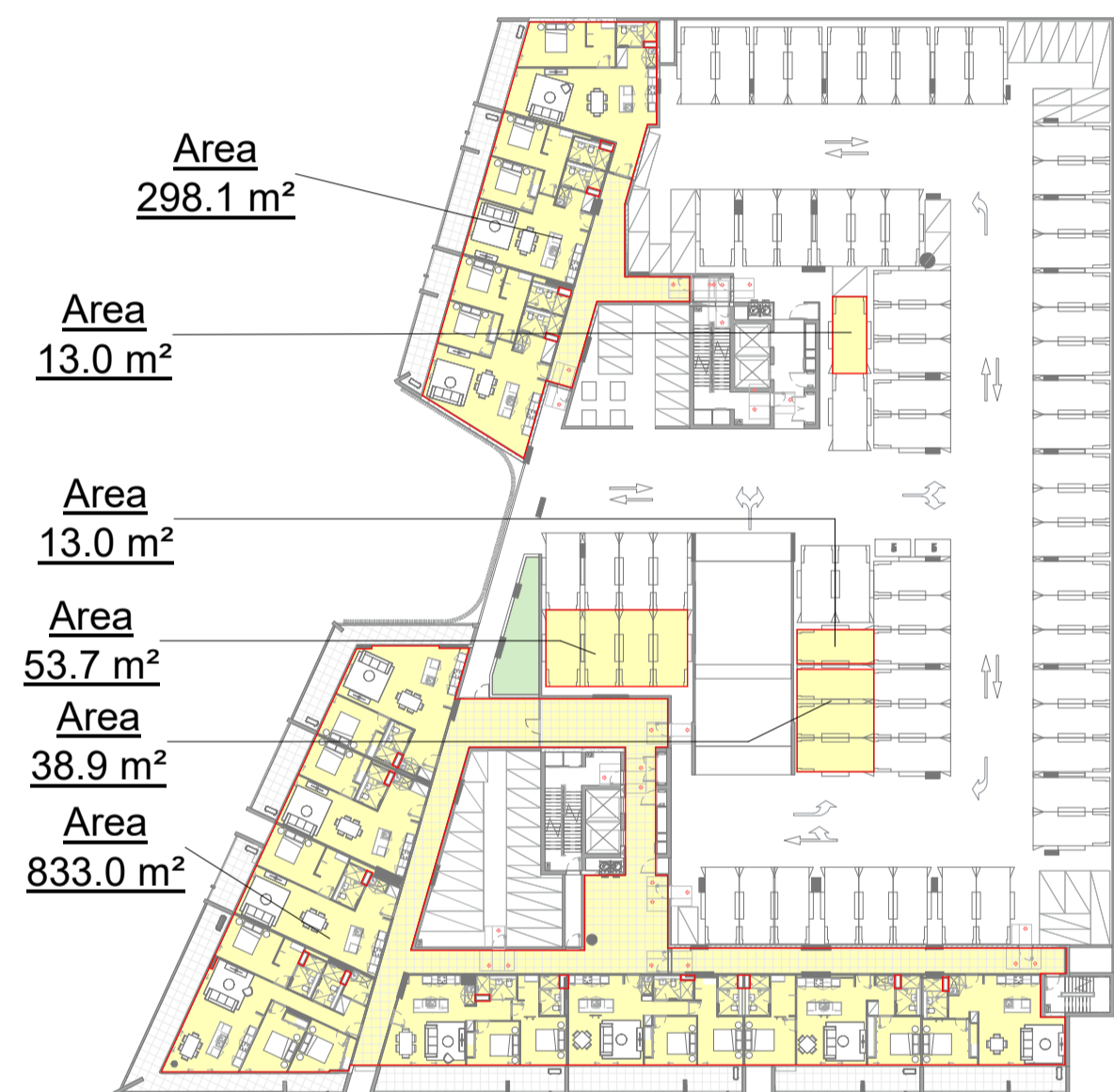
1 GROUND LEVEL
1:500



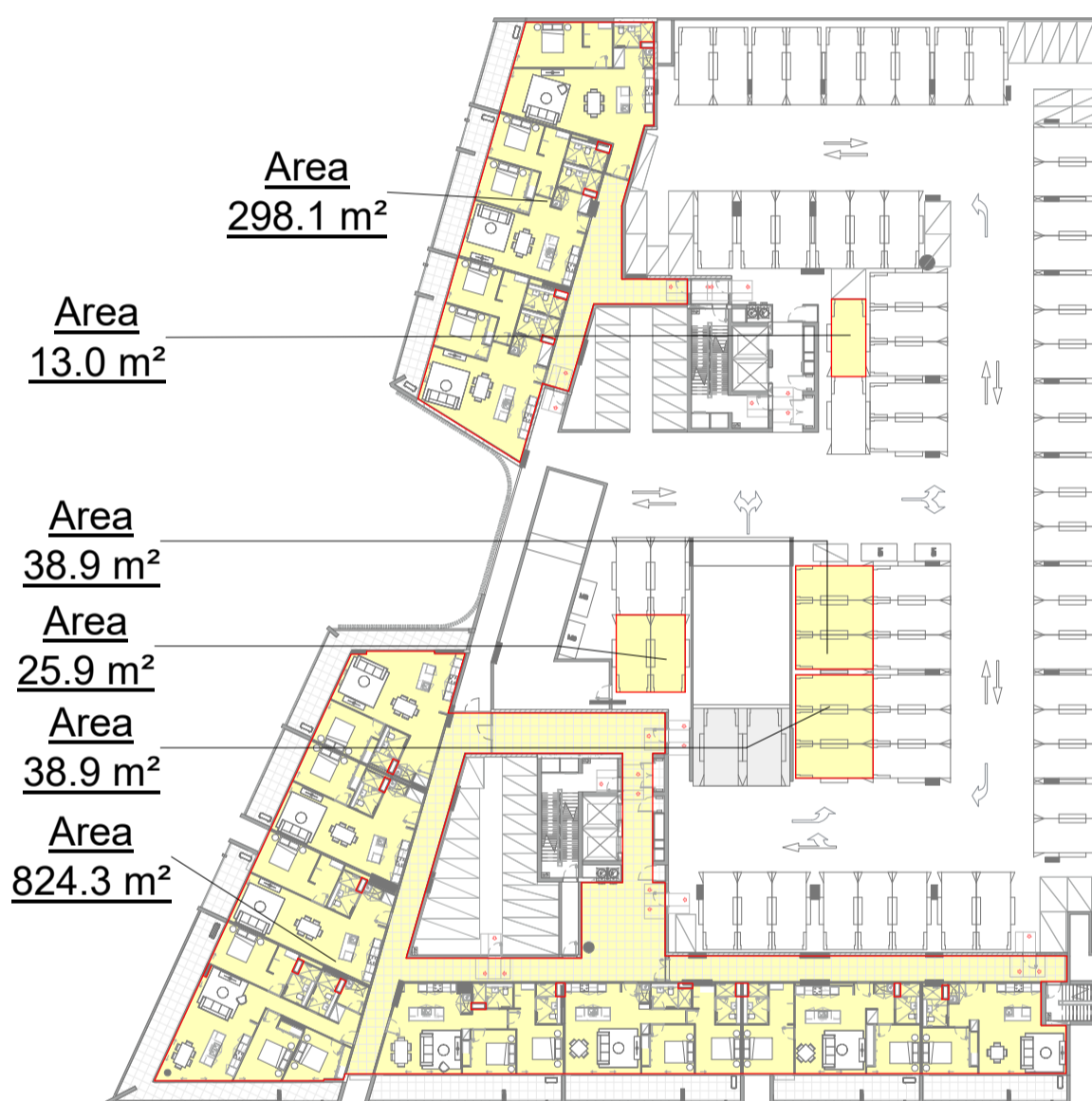
2 GROUND MEZZANINE
1:500



3 LEVEL 1
1:500



4 LEVEL 2
1:500



5 LEVEL 3
1:500



6 LEVEL 4
1:500



7 LEVEL 5
1:500



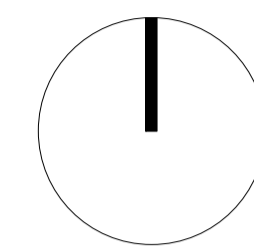
8 LEVEL 6
1:500



9 LEVEL 7
1:500

IMPORTANT NOTES:
 Do not scale from drawings. All dimensions to be checked on site before commencement of work. All discrepancies to be brought to the attention of the Architect. Larger scale drawings and written dimensions take preference. This drawing is copyright and the property of the author, and must not be retained, copied or used without the express authority of MARCHESE + PARTNERS INTERNATIONAL PTY. LTD.

S4.55
 SUBMISSION



| REVISION | DATE | DESCRIPTION | BY |
|----------|-------------------|------------------------|----|
| B | 19 July 2022 | DA ISSUE | JW |
| C | 02 August 2022 | S4.55 SUBMISSION | JW |
| D | 03 August 2022 | S4.55 SUBMISSION | JW |
| E | 09 August 2022 | S4.55 SUBMISSION | JW |
| F | 10 August 2022 | S4.55 SUBMISSION | JW |
| G | 30 September 2022 | S.455 SUBMISSION | JW |
| H | 07 October 2022 | S.455 SUBMISSION | JW |
| J | 14 October 2022 | S.455 SUBMISSION | JW |
| K | 03 February 2023 | RFI ISSUE - Review Set | JW |
| L | 21 February 2023 | RFI ISSUE - Review Set | JW |
| M | 24 February 2023 | RFI ISSUE - Review Set | JW |
| N | 27 February 2023 | RFI ISSUE | JW |
| P | 18 April 2023 | ADDITIONAL RFI ISSUE | IC |



marchese
 partners

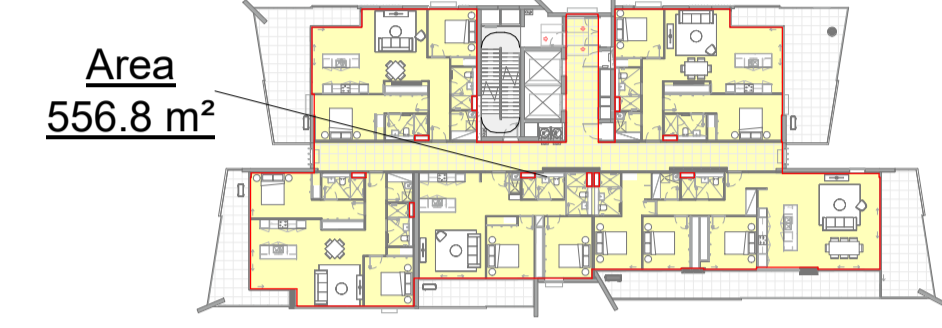
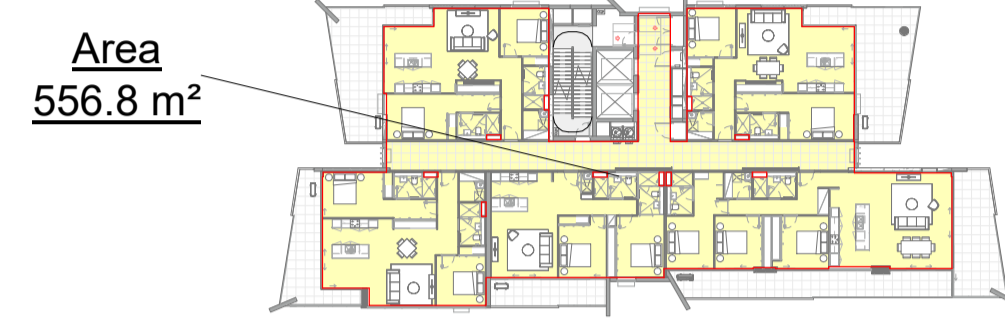
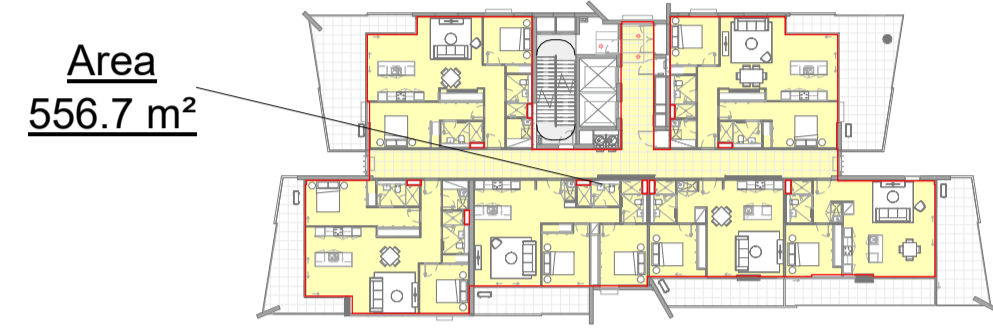
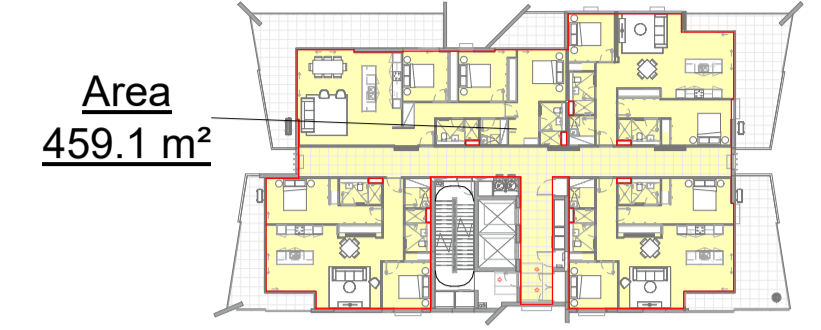
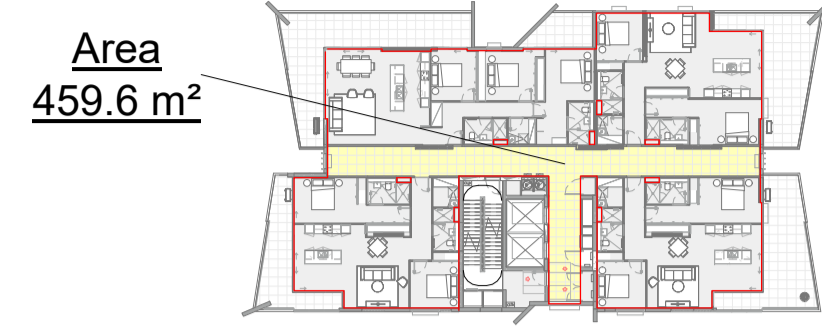
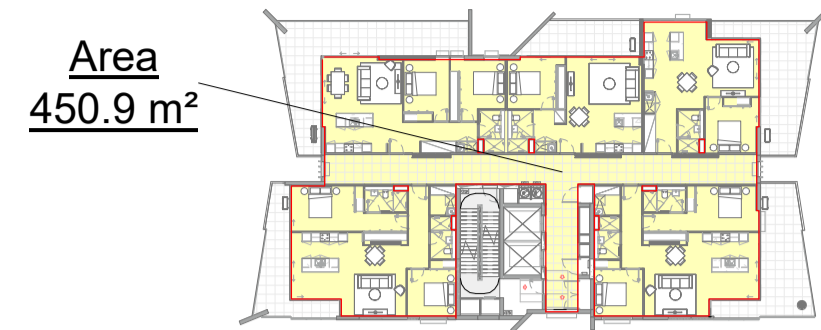
Marchese Partners International Pty Ltd
 Level 14, 46 Edward Street
 Brisbane, QLD 4000, Australia
 P +61 7 3211 2600 F +61 7 3211 0297
 E info@marchesepartners.com
 www.marchesepartners.com
 Sydney · Brisbane
 Melbourne · Adelaide · Perth · London
 Kuala Lumpur · Christchurch
 ABN 33 590 578 323

CLIENT
 GWH NATIONAL PARK
 PTY LTD

PROJECT
 ONE
 NATIONAL PARK
 STREET, NEWCASTLE

DRAWING TITLE
 FSR CALCULATION -
 SHEET 01

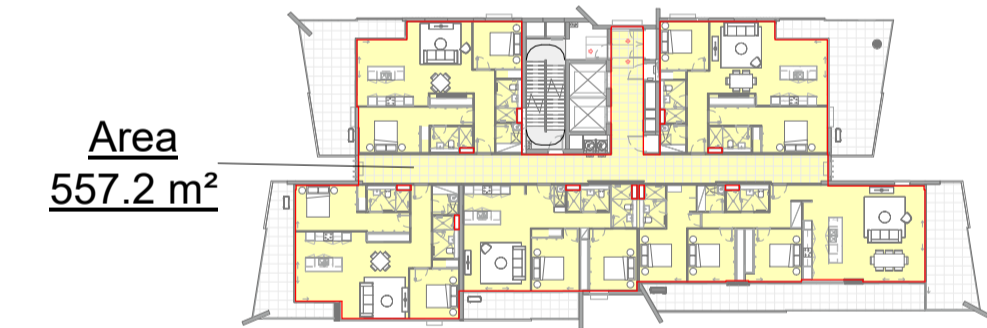
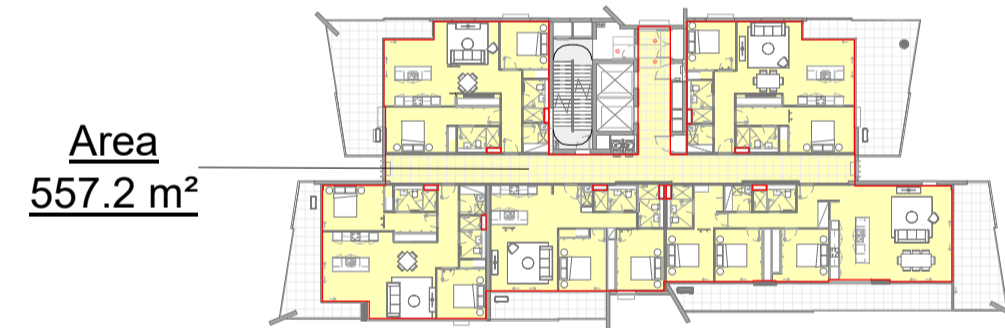
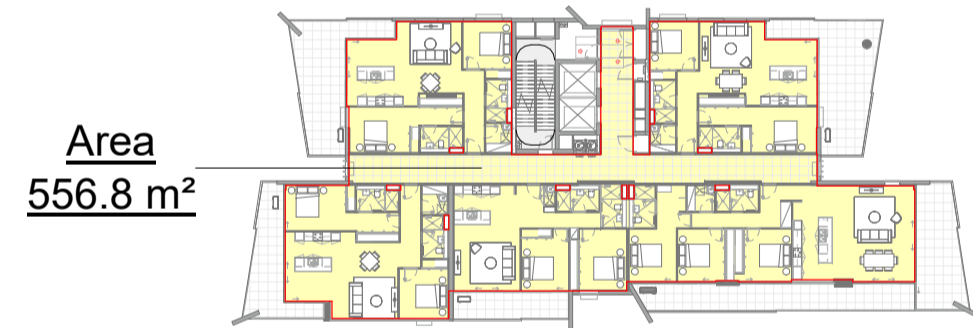
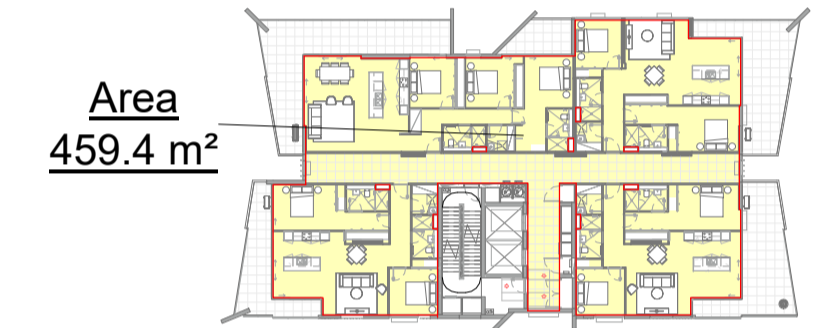
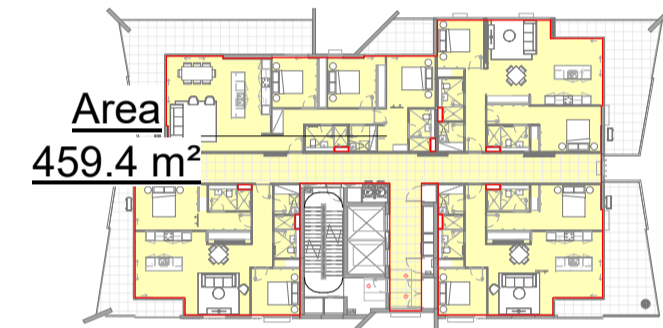
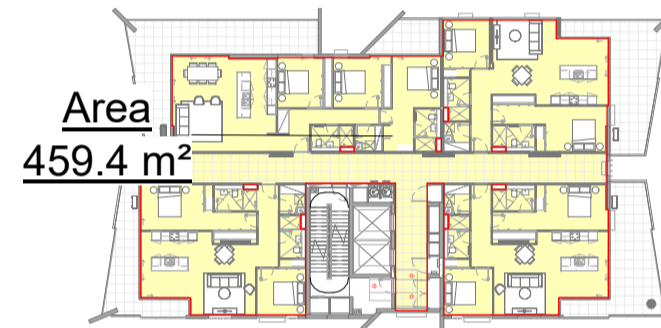
| SCALE | DATE | DRAWN | CHECKED |
|-----------|---------------|----------|---------|
| 1:500 @A1 | 18 April 2023 | AL | JW |
| JOB | DRAWING | REVISION | |
| 18022 | S455-A31-001 | P | |



1 LEVEL 8
1:500

2 LEVEL 9
1:500

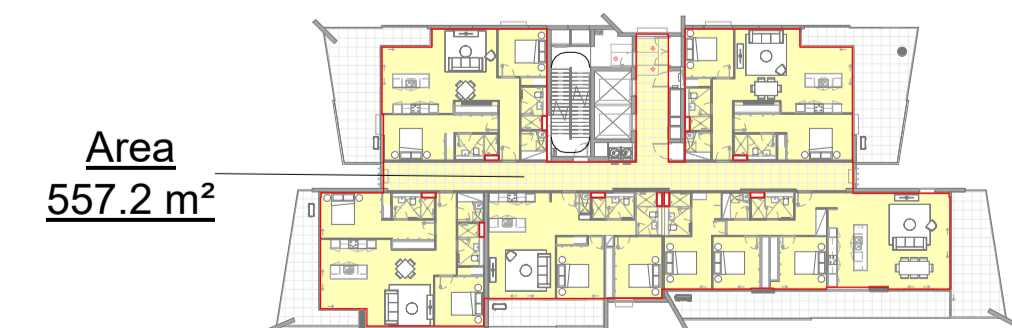
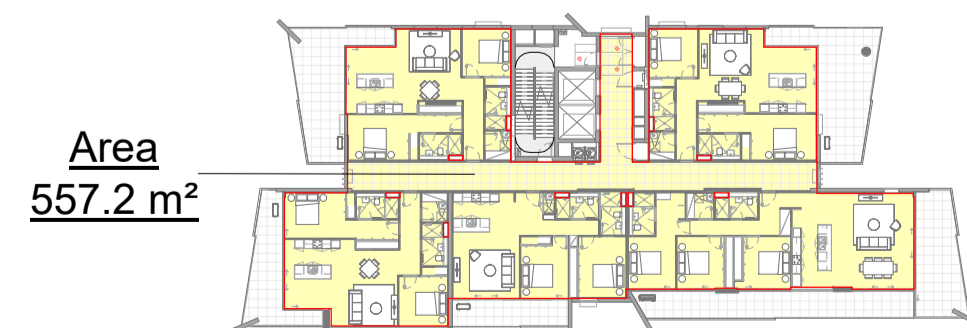
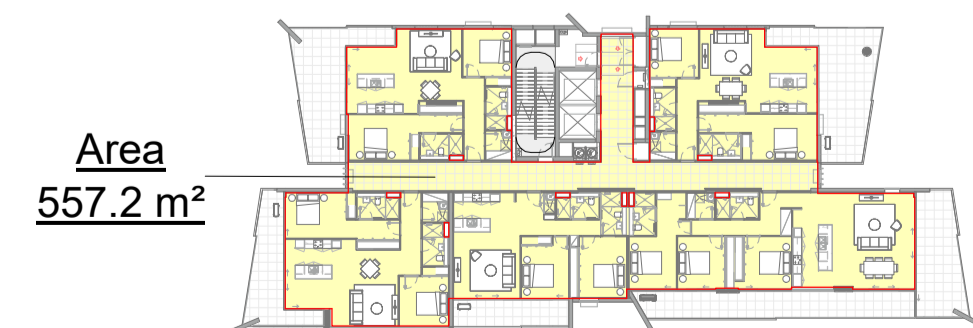
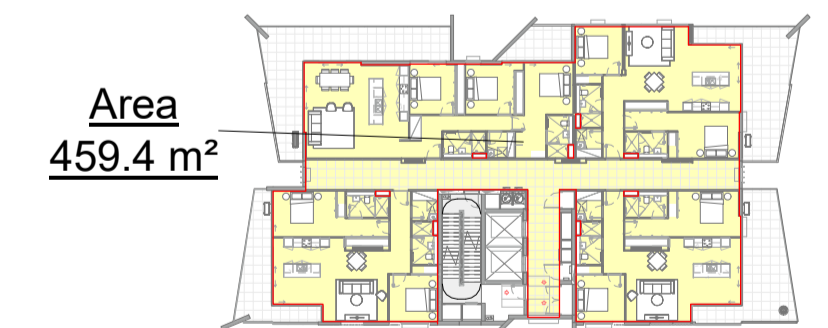
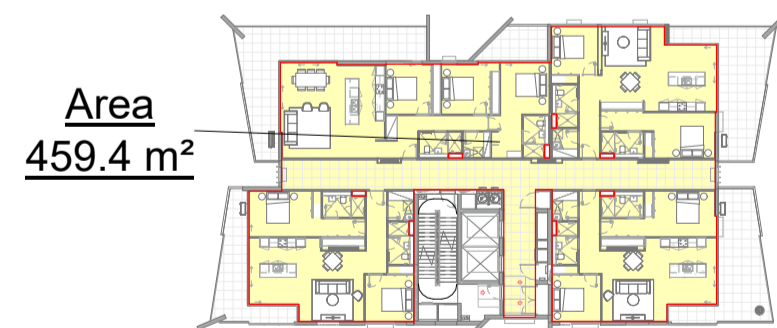
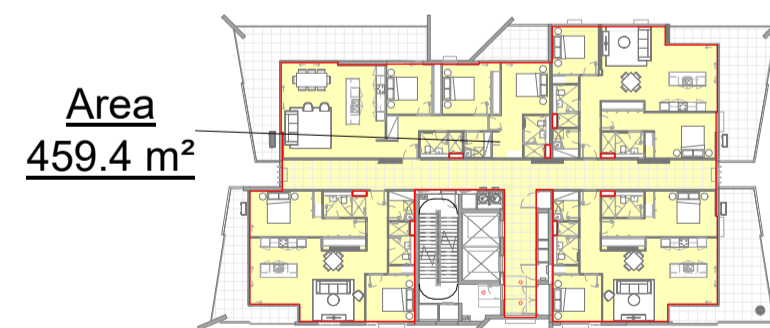
3 LEVEL 10
1:500



4 LEVEL 11
1:500

5 LEVEL 12
1:500

6 LEVEL 13
1:500



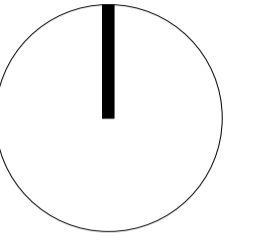
7 LEVEL 14
1:500

8 LEVEL 15
1:500

9 LEVEL 16
1:500

IMPORTANT NOTES:
Do not scale from drawings. All dimensions to be checked on site before commencement of work. All discrepancies to be brought to the attention of the Architect. Larger scale drawings and written dimensions take preference. This drawing is copyright and the property of the author, and must not be retained, copied or used without the express authority of MARCHESE + PARTNERS INTERNATIONAL PTY. LTD.

S4.55 SUBMISSION



| REVISION | DATE | DESCRIPTION | BY |
|----------|-------------------|------------------------|----|
| B | 19 July 2022 | DA ISSUE | JW |
| C | 02 August 2022 | S4.55 SUBMISSION | JW |
| D | 03 August 2022 | S4.55 SUBMISSION | JW |
| E | 09 August 2022 | S4.55 SUBMISSION | JW |
| F | 10 August 2022 | S4.55 SUBMISSION | JW |
| G | 30 September 2022 | S.455 SUBMISSION | JW |
| H | 07 October 2022 | S.455 SUBMISSION | JW |
| J | 14 October 2022 | S.455 SUBMISSION | JW |
| K | 03 February 2023 | RFI ISSUE - Review Set | JW |
| L | 21 February 2023 | RFI ISSUE - Review Set | JW |
| M | 24 February 2023 | RFI ISSUE - Review Set | JW |
| N | 27 February 2023 | RFI ISSUE | JW |
| P | 18 April 2023 | ADDITIONAL RFI ISSUE | IC |



marchese
partners


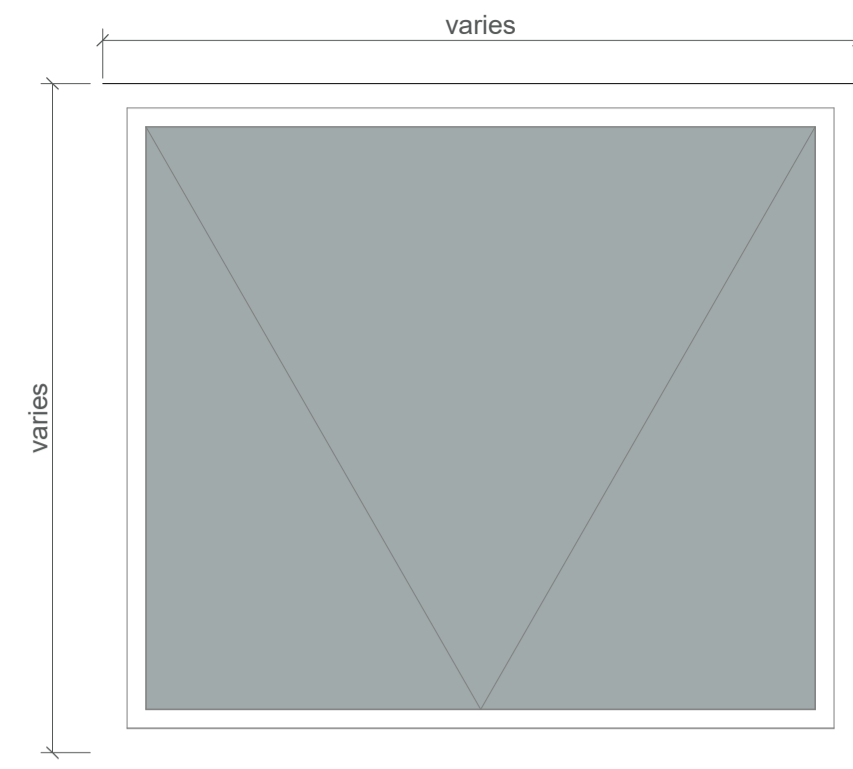

Marchese Partners International Pty Ltd
Level 14, 46 Edward Street
Brisbane, QLD 4000, Australia
P +61 7 3211 2600 F +61 7 3211 0297
E info@marchesepartners.com
www.marchesepartners.com
Sydney · Brisbane
Melbourne · Adelaide · Perth · London
Kuala Lumpur · Christchurch
ABN 33 590 578 323

CLIENT
GWH NATIONAL PARK
PTY LTD

PROJECT
ONE
NATIONAL PARK
STREET, NEWCASTLE

DRAWING TITLE
FSR CALCULATION -
SHEET 02

| SCALE | DATE | DRAWN | CHECKED |
|-----------|---------------|----------|---------|
| 1:500 @A1 | 18 April 2023 | AL | JW |
| JOB | DRAWING | REVISION | |
| 18022 | S455-A31-002 | P | |



1 WINDOWS_1 PANEL (FIXED)
1:20





| W1P-F | | | | |
|-----------|-------|--------|-------|----------|
| Type | Width | Height | Count | Code |
| 660x2790 | 660 | 2790 | 1 | W1P-F02 |
| 700x2820 | 700 | 2820 | 4 | LVR-10 |
| 860x2820 | 860 | 2820 | 2 | LVR-05 |
| 900x2720 | 900 | 2720 | 1 | W1P-F04 |
| 900x2790 | 900 | 2790 | 56 | W1P-F05 |
| 900x2990 | 900 | 2990 | 1 | W1P-F06 |
| 925x1770 | 925 | 1770 | 1 | W1P-F07 |
| 950x1030 | 950 | 1030 | 16 | W6P-F388 |
| 1000x2720 | 1000 | 2720 | 1 | W1P-F08 |
| 1000x2790 | 1000 | 2790 | 15 | W1P-F09 |
| 1000x2800 | 1000 | 2800 | 14 | W6P-F376 |
| 1000x2870 | 1000 | 2870 | 1 | W1P-F10 |
| 1045x2790 | 1045 | 2790 | 4 | W1P-F03 |
| 1045x2870 | 1045 | 2870 | 4 | W1P-F11 |
| 1150x2720 | 1150 | 2720 | 1 | W1P-F13 |
| 1215x1770 | 1215 | 1770 | 1 | W1P-F15 |
| 1300x2790 | 1300 | 2790 | 4 | W1P-F16 |
| 1500x2790 | 1500 | 2790 | 3 | W1P-F18 |
| 1500x3100 | 1500 | 3100 | 1 | LVR-11 |
| 1670x2750 | 1670 | 2750 | 2 | W1P-F19 |
| 1670x2800 | 1670 | 2800 | 1 | W1P-F20 |
| 1670x3450 | 1670 | 3450 | 1 | W1P-F21 |

2 WINDOWS_1 PANEL (AWNING)
1:20

| W1P-A | | | | |
|-----------|-------|--------|-------|---------|
| Type | Width | Height | Count | Code |
| 965x1770 | 965 | 1770 | 2 | W1P-A01 |
| 2000x1700 | 2000 | 1700 | 2 | W1P-A02 |
| 2000x1770 | 2000 | 1770 | 60 | W1P-A03 |

3 WINDOWS_1 PANEL (AWNING / FIXED)
1:20

| W1P-AF | | | | |
|-----------|-------|--------|-------|----------|
| Type | Width | Height | Count | Code |
| 870x2720 | 870 | 2720 | 1 | W1P-AF01 |
| 950x2750 | 950 | 2750 | 4 | W1P-AF02 |
| 955x2720 | 955 | 2720 | 2 | W1P-AF03 |
| 955x2790 | 955 | 2790 | 10 | W1P-AF04 |
| 1000x2500 | 1000 | 2500 | 72 | W1P-AF05 |
| 1100x2720 | 1100 | 2720 | 1 | W1P-AF06 |
| 1250x2500 | 1250 | 2500 | 17 | W1P-AF07 |
| 1300x2740 | 1300 | 2740 | 2 | W6P-F396 |
| 1300x2790 | 1300 | 2790 | 1 | W1P-AF09 |
| 1300x3440 | 1300 | 3440 | 1 | W6P-F398 |
| 1335x2790 | 1335 | 2790 | 1 | W1P-AF11 |
| 1360x2720 | 1360 | 2720 | 1 | W1P-AF12 |
| 1430x2720 | 1430 | 2720 | 1 | W1P-AF14 |
| 1430x2790 | 1430 | 2790 | 54 | W1P-AF15 |
| 1520x2740 | 1520 | 2740 | 1 | W1P-AF20 |
| 1520x2790 | 1520 | 2790 | 1 | W1P-AF21 |
| 1520x3440 | 1520 | 3440 | 1 | W1P-AF22 |
| 1550x2790 | 1550 | 2790 | 1 | W1P-AF19 |
| 1600x2750 | 1600 | 2750 | 2 | W1P-AF24 |
| 1600x2790 | 1600 | 2790 | 3 | W1P-AF23 |
| 1600x2800 | 1600 | 2800 | 1 | W1P-AF25 |
| 1600x3450 | 1600 | 3450 | 1 | W1P-AF26 |
| 2100x4000 | 2100 | 2400 | 30 | LVR-19 |
| 2100x2800 | 2100 | 2870 | 1 | LVR-06 |



4 WINDOWS_2 PANELS (FIXED)
1:20

| W2P-F | | | | |
|--------------|-------|--------|-------|---------|
| Type | Width | Height | Count | Code |
| 2P_1800x2750 | 1800 | 2750 | 2 | W2P-F01 |
| 2P_1800x2800 | 1800 | 2800 | 1 | W2P-F02 |
| 2P_1800x3450 | 1800 | 3450 | 1 | W2P-F03 |
| 2P_1880x2790 | 1880 | 2790 | 1 | LVR-15 |
| 2P_1950x2800 | 1950 | 2800 | 15 | W2P-F05 |
| 2P_2300x3100 | 2300 | 3100 | 1 | LVR-17 |
| 2P_2400x2790 | 2400 | 2790 | 1 | W2P-F06 |
| 2P_2500x2800 | 2500 | 2800 | 2 | W2P-F07 |

5 WINDOWS_2 PANELS (1 SLIDING + 1 FIXED)
1:20

| W2P-SF | | | | |
|-----------|-------|--------|-------|----------|
| Type | Width | Height | Count | Code |
| 1445x2720 | 1445 | 2720 | 1 | W2P-SF01 |
| 1445x2790 | 1445 | 2790 | 9 | W2P-SF02 |
| 1880x2720 | 1880 | 2720 | 1 | W2P-SF03 |
| 1880x2790 | 1880 | 2790 | 15 | W2P-SF04 |
| 1900x2790 | 1900 | 2790 | 3 | W2P-SF05 |
| 1975x2720 | 1975 | 2720 | 1 | W2P-SF06 |
| 1980x2790 | 1980 | 2790 | 3 | W2P-SF07 |
| 2130x2720 | 2130 | 2720 | 1 | W2P-SF08 |
| 2385x2720 | 2385 | 2720 | 1 | W2P-SF09 |
| 2385x2790 | 2385 | 2790 | 9 | W2P-SF10 |
| 2450x2720 | 2450 | 2720 | 1 | W2P-SF11 |
| 2500x2720 | 2500 | 2720 | 1 | W2P-SF12 |
| 2500x2790 | 2500 | 2790 | 4 | W6P-F421 |
| 2565x2790 | 2565 | 2790 | 12 | W2P-SF13 |
| 2700x2720 | 2700 | 2720 | 1 | W2P-SF14 |
| 2820x2790 | 2820 | 2790 | 16 | W2P-SF15 |

6 WINDOWS_3 PANELS (FIXED)
1:20

| W3P-F | | | | |
|--------------|-------|--------|-------|---------|
| Type | Width | Height | Count | Code |
| 3P_2800x2750 | 2800 | 2750 | 10 | W3P-F01 |
| 3P_2800x2800 | 2800 | 2800 | 5 | W3P-F02 |
| 3P_2800x3510 | 2800 | 3510 | 5 | W3P-F03 |
| 3P_3000x2730 | 3000 | 2730 | 1 | W3P-F04 |
| 3P_3000x2800 | 3000 | 2800 | 7 | W3P-F05 |
| 3P_3050x1770 | 3050 | 1770 | 27 | W3P-F07 |
| 3P_3200x2790 | 3200 | 1770 | 1 | W3P-F11 |
| 3P_3260x2720 | 3260 | 2720 | 1 | W3P-F08 |
| 3P_3400x3100 | 3400 | 3100 | 1 | W3P-F09 |
| 3P_3430x1770 | 3430 | 1770 | 3 | LVR-04 |
| 3P_3660x2800 | 3660 | 2800 | 12 | W3P-F14 |
| 3P_4050x3100 | 4050 | 3100 | 1 | W3P-F12 |
| 3P_4100x2790 | 4100 | 2790 | 3 | W3P-F16 |

7 WINDOWS_3 PANELS (SHIFTED 4 FIXED)
1:20

| W3P-FX | | | | |
|-----------|-------|--------|-------|----------|
| Type | Width | Height | Count | Code |
| 3000x2800 | 3000 | 2800 | 8 | W3P-FX01 |

IMPORTANT NOTES:
Do not scale from drawings. All dimensions to be checked on site before commencement of work. All discrepancies to be brought to the attention of the Architect. Larger scale drawings and written dimensions take preference. This drawing is copyright and the property of the author and must not be retained, copied or used without the express authority of MARCHESE + PARTNERS INTERNATIONAL PTY. LTD.

S4.55 SUBMISSION

| REVISION | DATE | DESCRIPTION | BY |
|----------|-------------------|------------------------|----|
| B | 19 July 2022 | DA ISSUE | JW |
| C | 02 August 2022 | S4.55 SUBMISSION | JW |
| D | 03 August 2022 | S4.55 SUBMISSION | JW |
| E | 09 August 2022 | S4.55 SUBMISSION | JW |
| F | 10 August 2022 | S4.55 SUBMISSION | JW |
| G | 30 September 2022 | S.455 SUBMISSION | JW |
| H | 07 October 2022 | S.455 SUBMISSION | JW |
| I | 14 October 2022 | S.455 SUBMISSION | JW |
| K | 28 November 2022 | S.455 SUBMISSION RFI | JW |
| L | 03 February 2023 | RFI ISSUE - Review Set | JW |
| M | 21 February 2023 | RFI ISSUE - Review Set | JW |
| N | 24 February 2023 | RFI ISSUE - Review Set | JW |
| P | 27 February 2023 | RFI ISSUE | JW |
| Q | 18 April 2023 | ADDITIONAL RFI ISSUE | IC |



marchese partners

Marchese Partners International Pty Ltd
Level 14, 46 Edward Street
Brisbane, QLD 4000, Australia
P +61 7 3211 2600 F +61 7 3211 0297
E info@marchesepartners.com
www.marchesepartners.com
Sydney · Brisbane
Melbourne · Adelaide · Perth · London
Kuala Lumpur · Christchurch
ABN 33 590 578 323

CLIENT
GWH NATIONAL PARK PTY LTD


PROJECT
ONE NATIONAL PARK STREET, NEWCASTLE

DRAWING TITLE
WINDOW SCHEDULE - 01

| SCALE | DATE | DRAWN | CHECKED |
|------------------|------------------|-------|---------|
| As indicated @A1 | 21 February 2023 | AL | JW |
| JOB | DRAWING | REV. | |
| 18022 | S455-XX-001 | Q | |


IMPORTANT NOTES:
 Do not scale from drawings. All dimensions to be checked on site before commencement of work. All discrepancies to be brought to the attention of the Architect. Larger scale drawings and written dimensions take preference. This drawing is copyright and the property of the author, and must not be retained, copied or used without the express authority of MARCHESE + PARTNERS INTERNATIONAL PTY. LTD.

S4.55 SUBMISSION




1 WINDOWS_4 PANELS (1 AWNING + 3 FIXED)
1:20

| W4P-AF | | | | |
|-----------|-------|--------|-------|----------|
| Type | Width | Height | Count | Code |
| 4070x1700 | 4070 | 1700 | 1 | W4P-AF01 |
| 4070x1770 | 4070 | 1770 | 12 | W4P-AF02 |




2 WINDOWS_5 PANELS (FIXED)
1:20

| W5P-F | | | | |
|--------------|-------|--------|-------|---------|
| Type | Width | Height | Count | Code |
| 5P_5000x1770 | 5000 | 1770 | 1 | W5P-F01 |
| 5P_5000x2730 | 5000 | 2730 | 1 | W5P-F02 |
| 5P_5000x2800 | 5000 | 2800 | 7 | W5P-F03 |



3 WINDOWS_5 PANELS (2 SLIDING + 2 FIXED + 1 COLOURBACK)
- CENTERED
1:20

| W5P-FSC | | | | | |
|---------------|-------|--------|-------|-----------|-------------------|
| Type | Width | Height | Count | Code | Fixed Panel Width |
| 3600x2790+800 | 3600 | 2790 | 1 | W5P-FSC01 | 800 |
| 4400x2720+800 | 4400 | 2720 | 2 | W5P-FSC04 | 800 |
| 4400x2790+800 | 4400 | 2790 | 86 | W5P-FSC05 | 800 |
| 4500x2790+800 | 4500 | 2790 | 16 | W5P-FSC06 | 800 |
| 4825x2790+400 | 4825 | 2790 | 4 | W5P-FSC07 | 400 |
| 5475x2790+800 | 5475 | 2790 | 2 | W5P-FSC11 | 800 |
| 6420x2790+300 | 6420 | 2790 | 15 | W5P-FSC21 | 300 |



4 WINDOWS_5 PANELS (SHIFTED 6 FIXED)
1:20

| W5P-FX | | | | |
|-----------|-------|--------|-------|----------|
| Type | Width | Height | Count | Code |
| 5000x2800 | 5000 | 2800 | 8 | W5P-FX01 |

| REVISION | DATE | DESCRIPTION | BY |
|----------|-------------------|------------------------|----|
| B | 19 July 2022 | DA ISSUE | JW |
| C | 02 August 2022 | S4.55 SUBMISSION | JW |
| D | 03 August 2022 | S4.55 SUBMISSION | JW |
| E | 09 August 2022 | S4.55 SUBMISSION | JW |
| F | 10 August 2022 | S4.55 SUBMISSION | JW |
| G | 30 September 2022 | S.455 SUBMISSION | JW |
| H | 07 October 2022 | S.455 SUBMISSION | JW |
| J | 14 October 2022 | S.455 SUBMISSION | JW |
| K | 28 November 2022 | S.455 SUBMISSION RFI | JW |
| L | 03 February 2023 | RFI ISSUE - Review Set | JW |
| M | 21 February 2023 | RFI ISSUE - Review Set | JW |
| N | 24 February 2023 | RFI ISSUE - Review Set | JW |
| P | 27 February 2023 | RFI ISSUE | JW |
| Q | 18 April 2023 | ADDITIONAL RFI ISSUE | IC |



**marchese
partners**

Marchese Partners International Pty Ltd
 Level 14, 46 Edward Street
 Brisbane, QLD 4000, Australia
 P +61 7 3211 2600 F +61 7 3211 0297
 E info@marchesepartners.com
 www.marchesepartners.com
 Sydney - Brisbane
 Melbourne - Adelaide - Perth - London
 Kuala Lumpur - Christchurch
 ABN 33 590 578 323

CLIENT
**GWH NATIONAL PARK
PTY LTD**


PROJECT
**ONE
NATIONAL PARK
STREET, NEWCASTLE**

DRAWING TITLE
**WINDOW SCHEDULE -
03**

| SCALE | DATE | DRAWN | CHECKED |
|---------------------|---------------------|-------|---------|
| As indicated @A1 | 21 February 2023 | AL | JW |
| JOB | DRAWING | REV. | |
| 18022 | S455-XX-003 | Q | |


IMPORTANT NOTES:
 Do not scale from drawings. All dimensions to be checked on site before commencement of work. All discrepancies to be brought to the attention of the Architect. Larger scale drawings and written dimensions take preference. This drawing is copyright and the property of the author, and must not be retained, copied or used without the express authority of MARCHESE + PARTNERS INTERNATIONAL PTY. LTD.

S4.55 SUBMISSION




1 WINDOWS_6 PANELS (FIXED)
1:20

| W6P-F | | | | |
|--------------|-------|--------|-------|---------|
| Type | Width | Height | Count | Code |
| 6P_5860x2750 | 5860 | 2750 | 1 | W6P-F01 |
| 6P_6020x2750 | 6020 | 2750 | 1 | W6P-F02 |



2 WINDOWS_7 PANELS (FIXED)
1:20

| W7P-F | | | | |
|--------------|-------|--------|-------|---------|
| Type | Width | Height | Count | Code |
| 7P_7290x3100 | 7290 | 3100 | 1 | W7P-F01 |
| 7P_8000x3100 | 8075 | 3100 | 1 | W7P-F02 |



3 WINDOWS_8 PANELS (FIXED)
1:20

| W8P-F | | | | |
|--------------|-------|--------|-------|---------|
| Type | Width | Height | Count | Code |
| 8P_8070x2750 | 8070 | 2750 | 1 | W8P-F01 |

| REVISION | DATE | DESCRIPTION | BY |
|----------|-------------------|------------------------|----|
| B | 19 July 2022 | DA ISSUE | JW |
| C | 02 August 2022 | S4.55 SUBMISSION | JW |
| D | 03 August 2022 | S4.55 SUBMISSION | JW |
| E | 09 August 2022 | S4.55 SUBMISSION | JW |
| F | 10 August 2022 | S4.55 SUBMISSION | JW |
| G | 30 September 2022 | S.455 SUBMISSION | JW |
| H | 07 October 2022 | S.455 SUBMISSION | JW |
| J | 14 October 2022 | S.455 SUBMISSION | JW |
| K | 28 November 2022 | S.455 SUBMISSION RFI | JW |
| L | 03 February 2023 | RFI ISSUE - Review Set | JW |
| M | 21 February 2023 | RFI ISSUE - Review Set | JW |
| N | 24 February 2023 | RFI ISSUE - Review Set | JW |
| P | 27 February 2023 | RFI ISSUE | JW |
| Q | 18 April 2023 | ADDITIONAL RFI ISSUE | IC |



**marchese
partners**

Marchese Partners International Pty Ltd
 Level 14, 46 Edward Street
 Brisbane, QLD 4000, Australia
 P +61 7 3211 2600 F +61 7 3211 0297
 E info@marchesepartners.com
 www.marchesepartners.com
 Sydney · Brisbane
 Melbourne · Adelaide · Perth · London
 Kuala Lumpur · Christchurch
 ABN 33 590 578 323

CLIENT
**GWH NATIONAL PARK
 PTY LTD**

PROJECT
**ONE
 NATIONAL PARK
 STREET, NEWCASTLE**

DRAWING TITLE
**WINDOW SCHEDULE -
 04**

| SCALE | DATE | DRAWN | CHECKED |
|------------------|------------------|-------|---------|
| As indicated @A1 | 21 February 2023 | AL | JW |
| JOB | DRAWING | REV. | |
| 18022 | S455-XX-004 | Q | |

